

Rally Japan: Notes

Information for international travelers:

* At the airport, as you leave the baggage claim area you will be asked to present your luggage tag for all luggage that was checked through. This is the small piece of paper (sticker) that was given to you at the same time as your boarding pass, and that has a number matching the number on your luggage.

* International driver's licenses will be required for all people who are driving in Japan (including competitors), unless they have a valid Japanese driver's license.

* Cash: ATMs are open for limited hours. The ATM accepts most major credit cards, in addition to Cirrus, Maestro and Plus for direct bank transfers. The ATM is open from 0900-1900hrs weekdays and 0900-1700hrs on weekends. ATMs other than the Post Office, however, are not open on weekends and furthermore do not accept international cards.

The ATM's locate at the Seven Eleven convenience stores accept foreign-issued credit cards for cash advance for 24 hours

English web: <http://www.sevenbank.co.jp/intlcard/index2.html>

* Day 1, 2 and 3 utilise the Do-oh Expressway that charges a fee for use. To make it easy the payment procedure, an Electronic Toll Collection system (ETC) equipment and an ETC card will be lent to all of foreign registered competition cars during the rally. For more detail, please see appendix F of these guide 2 and the website below;
<http://www.go-etc.jp/english/index.html>

* It is wise to expect to pay for most daily expenses in cash (JPY). Hotels and large shops will accept credit cards, but often smaller convenience stores, petrol stations and restaurants will only accept Japanese credit cards.

Useful Local Contacts

Title	Details	Contact Details
Rally HQ Reception	Hokusho Kurotech Tsukisamu Dome	
Emergency hotline	Only for emergencies (Medical, accident)	011- 836 - 8013 (English) 011- 836 – 8010 (Japanese)
Hospital	Emergency Medical Treatment Information Center http://www.qq.pref.hokkaido.jp/qq/qq01fnlgsp.asp	0120-20-8699 (Toll Free) 011-221-8699(From Mobile)
Weather website	www.njwa.jp/eweather/	

2010			
-------------	--	--	---



Rally Guide 2

Rally Permanent Secretariat

2nd Floor, Homei Building
Minami 4-9, Nangodori 19
Shiroishi-ku, SAPPORO
HOKKAIDO 003-0022
JAPAN

Tel: +81 (0) 11-864-2003; Fax: +81 (0) 11-864-1192

This document has no regulatory power, except if referred to specifically in the Supplementary Regulations or a Bulletin and therefore should be used as a guide only. For regulations, please refer to the FIA International Sporting Code and its appendices, the 2010 FIA World Rally Championship Regulations and the Rally Japan Supplementary Regulations and Bulletins.

ATTENTION!

There are some road rules in Japan that differ from international standards, but that will be strictly enforced. In particular:

Road signs generally comply with the international system, with the exception of stop signs which are an inverted triangular shape (similar to 'Give Way' signs in other countries).

All cars must stop at EVERY railway crossing and watch for trains, before proceeding.

Don't exceed the speed limit which is 40km/h in built up areas, unless otherwise indicated, and 60km/h elsewhere. Speed limits on expressways are 70km/h or 100km/h depending on conditions.

Also, international visitors should be aware that a valid Japanese license or International Driving Permit is required for driving on public roads. International Driving Permits MUST be issued under the 1949 Geneva Traffic Convention and this will be stated on the front of the document. Please contact the organisers if you are unable to obtain such a license. German, French, Swiss, Italian, Belgian or Taiwanese driving license holders may request a translation of their license from JAF. The combination of this translation and your driving license is valid as an alternative to the 'Geneva Convention' International Driving Permit. Except the above driving license holders will be required to switch your license to Japanese one (Gaimen Kirikae).

The detail of Gaimen Kirikae is on the website:

<http://www.jaf.or.jp/e/switch.htm>

See article 8 for more detail.

Table of Contents

1	Introduction / Welcome	6	12	Reconnaissance	24
1.1	Introduction from Chairman	6	12.1	Registration	24
1.2	Event Overview	7	12.2	Rules to be observed by Crews	25
1.3	Information about Sapporo/Japan	8	12.3	Installation of the speed observing device	25
2	Contact details	9	13	Scrutineering, marking and sealing	25
2.1	List of key officials	9	13.1	Installation of the speed observing device	25
2.2	Rally HQ Contact Details	11	13.2	Before scrutineering	25
2.3	Media Contact Details	11	13.3	Nomination of tyres	26
3	Programme and critical deadlines	12	13.4	Collection and return of the FIA safety equipment	26
3.1	Schedule before the rally week	12	13.5	Route instructions to scrutineering venue	26
3.2	Schedule during the rally week	12	13.6	Final scrutineering	26
4	Entry details	14	14	Shakedown	27
4.1	Entry packages	14	15	Start procedure	27
5	Service Park	15	15.1	Time and venue	27
5.1	Information about the Service Park	15	15.2	Programme and procedure	27
5.2	Facilities in the Service Park	15	16	Finish procedure	28
5.3	Service Park guidelines	16	16.1	Venue and time	28
6	Two-Way Radio	17	16.2	Programme and Procedure	28
7	Fuel and Tyres	17	17	PR activities	29
8	Import of vehicles and parts, Driving	17	18	Media	30
8.1	National laws / customs clearance	17	18.1	Media contact before the rally	30
8.2	The condition for driving in Japan	18	18.1.1	Media Centre	30
8.3	Difference of Rules of the road	20	18.1.2	Manufacturers room	31
9	Helicopters	22	18.2	Media Accreditation guide	31
9.1	Registration procedure / information	22	18.2.1	National Media	31
9.2	Contact details	22	18.2.2	International Media	32
10	Hospitality arrangements	22	18.2.3	TV, Radio and Electronic media Accreditation	32
10.1	Contact details	22	18.2.4	Photographers' Accreditation	32
11	Hotel / accommodation reservation	22	18.2.5	Principles	32
11.1	List of hotels	22	18.2.6	Documentation to be submitted with each application	33
11.2	Official travel agent	24	18.3	Manufacturers and tyre manufacturers contact details	33
11.3	Form for reservations and booking procedures				

19 Passes and Plates	35	C.4 Service Park to Shakedown	76
20 Medical and Safety Services	37	Appendix D Drawings and Layouts	77
20.1 Medical facilities	37	D.1 Rally HQ layout	77
20.2 Pharmacies	37	D.2 Shakedown layout	78
20.3 Towing service & vehicle recovery hotline	38	D.3 Service Park layout	79
21 List of useful facts and Services	38	D.4 Start Ceremony layout	80
21.1 Fast Facts	38	D.5 Ceremonial finish layout	81
21.2 Vehicle Rental - cars and trucks	40	D.6 Scrutineering and noise level check layout	82
21.3 Airlines Address	40	D.7 WRC DCSP Tracking kit installation instruction	83
21.4 Travel to and from Sapporo	41	Appendix E Forms	
21.4.1 To Shin Chitose Airport by Air	41	E.1 Pump fuel order form	95
21.4.2 Tomakomai by ferry	41	E.2 Reconnaissance vehicle registration form	96
21.5 Access to Hokusho Kurotech Tsukisamu Dome and Sapporo Dome	42	E.3 Service Crew and vehicle registration form	97
21.5.1 From Shin Chitose Airport	42	Appendix F About ETC	99
21.5.2 From JR Sapporo Station	42		
21.5.3 From Tomakomai Bay	42		
21.5.4 Express way	43		
21.6 Copying service	43		
21.7 Telephones	43		
21.8 Security Companies	44		
21.9 Taxis	44		
21.10 Transporters	45		
APPENDIX	46		
Appendix A Itinerary	47		
A.1 Itinerary	47		
A.2 Itinerary compared with previous 2008	50		
A.3 reconnaissance schedule	51		
Appendix B Map	52		
B.1 Overview map	52		
B.2 Map of Special Stages	55		
B.3 Stage altitude	65		
B.4 Map of Hokkaido	67		
B.5 Map of central Sapporo	68		
Appendix C Road book instructions	69		
C.1 Airport to HQ	69		
C.2 Shin-Sapporo to HQ	72		
C.3 HQ to Sapporo Dome	75		



The Scenes of Sapporo City



1 Sapporo Clock Tower
4 Hokkaido Jingu Shrine

2 Susukino Downtown district
5 A night view of Sapporo
7 A row of maidenhair trees in Hokkaido University
8 Hoheikyo Dam

3 Sapporo TV Tower
6 The former Government office of Hokkaido
9 Hitsujigaoka Park

1. Introduction / Welcome

1.1 Introduction from Chairman, Organising Committee

Welcome to Rally Japan 2010.

After two-years break we are very glad to be back to run the sixth edition of Rally Japan in the central part of Hokkaido. The last event, which attracted the attention of the rally world by the unique Super Special Stage held inside of the Sapporo Dome stadium, was a great success. This year we are aiming at holding an even better organized rally, setting new event environmental approach standards for the whole championship.

The competition will start on Thursday, 9 September with a Super Special Stage in Sapporo. On September 10 and 11 the rally will run around the cities of Tomakomai, Chitose and Eniwa. On Sunday, 12 September the route goes to the towns of Sunagawa, Bibai and Naie.

This year we have managed to create an even more compact route incorporating highways. Again, we will use the world-famous Sapporo Dome as the base for the Super Special Stage. The course of the Stage, however, has been modified to make it even more challenging and technical for the drivers and more fun to watch for the spectators. The HQ, which was located at the Sapporo Dome last time, has been moved to the near located Hokusho Kurotech Tsukisamu Dome. This will allow the spectators to use the Sapporo Dome parking lot, which was not possible in 2008. We will also set up a larger merchandising area at the Service Park.

As always, Rally Japan enjoys the great support from the people of Hokkaido, the volunteers, who come to help from all over the country, and of course the FIA and JAF officials. I would also like to thank those, who made the use of the Sapporo Dome possible this year.

With the recent worldwide economic recession these are challenging times for all events, however, we believe it gives us a perfect chance to create a new look for WRC. We will do our best to live up to the expectations of the fans and officials who have been supporting us so far. We look forward to seeing all of you around the Rally Japan stages in September!

田畑邦博

Organising Committee Chairman
TABATA Kunihiro



1.2 Event overview, including brief history

2008 Winner			
Driver	Mikko HIRVONEN		
Co-driver	Jarmo LEHTINEN		
Entrant	BP Ford Abu Dhabi WRT		
Vehicle	Ford Focus WRC 07		
2007 Winner			
Driver	Mikko HIRVONEN		
Co-driver	Jarmo LEHTINEN		
Entrant	BP Ford WRT		
Vehicle	Ford Focus WRC 07		
2006 Winner			
Driver	Sebastien LOEB		
Co-driver	Daniel ELENA		
Entrant	Kronos Total Citroen WRT		
Vehicle	Citroen Xsara		
2005 Winner			
Driver	Marcus GRONHOLM		
Co-driver	Timo RAUTIAINEN		
Entrant	Marlboro Peugeot Total		
Vehicle	Peugeot 307 WRC		
2004 Winner			
Driver	Peter SOLBERG		
Co-driver	Phil MILLS		
Entrant	555 Subaru World Rally Team		
Vehicle	Subaru Impreza WRC 2004		

The first WRC event took place in Japan in 2004. After being held in Tokachi region of Hokkaido four times, Rally Japan moved to the island's biggest city – Sapporo, in 2008. The last event attracted the record number of spectators – 540.700 people, thus making it the most visited motorsport event in the country.

After taking a break in 2009 due to the change in the FIA regulations, Rally Japan returns in 2010 to be held for the sixth time. Once again, the rally route is set out in the central part of Hokkaido, the Do-oh region. The stages are located around six cities and one town – Sapporo, Chitose, Eniwa, Tomakomai,

Sunagawa, Bibai and Naie. The areas around Sunagawa and Naie will be used for the first time.

During the 2008 event Sapporo Dome became the 'hub' of the rally, with all main facilities located there. This year, however, the HQ and the Service park will move to the Hokusho Kurotech Tsukisamu Dome, located approximately 2.5 km away from the Sapporo Dome. The rally HQ, the media centre, the scrutineering site and the Service park will all be located at this 120 thousand square meters facility. Sapporo Dome, a state-of-the-art weatherproof stadium with a sitting capacity of almost forty-three thousand, will once again host the Super Special Stage. A course with a jump and a tunnel will be built on the arena giving the spectators a chance to enjoy the world's only simultaneous two-cars rally competition under a roof. The Super Special Stage will be the rally opener on Thursday and will be held everyday of the rally, four times in total. Since the parking lot of the Sapporo Dome will not be used this year there will be sufficient space for the spectators' cars.

One more change for 2010 is the use of the new spectator-oriented stage in Sunagawa instead of the one near the New Chitose airport in 2008. The Sunagawa stage is often used in All Japan Dirt trial Championship (Japanese unique motorsport) and other motorsport events. It has a lot of areas for spectators to and a better road surface.

1.3 Information about Sapporo / Hokkaido

Hokkaido is the northernmost island of Japan, and has a population of 5.57 million. Comparing the population density to the main island of Honshu, Hokkaido has 67 people per square km and Honshu has 334 per square km, so it is relatively sparsely populated. The island has vast areas of forest, mountains and agricultural land.

The area is relatively recently settled by the ethnic Japanese, who came up from the south approximately 200 years ago. Local demographics followed a pattern set in other countries, where the local indigenous population declined. The indigenous people are called AINU and are believed to have come down the Kamchatka Peninsula from Siberia. Names of the most cities and towns in Hokkaido derive from the language of the indigenous people of the area – the Ainu. All of the Special Stage names are also based on the Ainu language.

It is located north of the Korean peninsula, though surprisingly in latitude is similar to Rome and south of Great Britain. It is affected by the south flowing current of the Pacific Ocean, which brings long and cold winters. Also there is some effect from the summer typhoons, although this is usually only rainfall. The Do-oh region, which includes Sapporo, is located on the Ishikari plains. There are two mountainous ranges in the area - one in the east and another in the southeast part.

Sapporo city is one of the Japan's major cities with the fifth biggest population of 1.89 million people. It hosted the winter Olympic Games in 1972. In 2008 the G8 Summit was held near Lake Toya, Not so far from Sapporo.

Do-oh region has very good transport infrastructure. For example, Shin-Chitose Airport, the closest international airport from the city, is used by more than 18 million people a year. From here planes fly to more than 30 national and 10 international airports.





The city of Tomakomai, where some of the stages are located, is a large sea port capable of accepting large international oil tankers and sea ferries from all over Japan. Expressways connect Sapporo, Shin-Chitose and Tomakomai.

Map of Hokkaido – see Appendix B







2. Contact Details

2.1 List of key officials, their functions and e-mail addresses

Stewards of the Meeting

	Ms. Waltraud Wünsch		Mr Zrinko GREGUREK
	FIA Chief Steward		FIA Steward
	Mr. Iwao KIMATA		Ms. Yvonne GILLI
	ASN (JAF) Steward		FIA Stewards Secretary

FIA Observer and Delegates

	Mr. Aman BARFULL		Mr. Jacek BARTOS
	FIA Observer		FIA Safety Delegate
	Mr. Jerome TOQUET		Mr. Cronge NORSTEDT
	FIA Technical Delegate		FIA Assistant Technical Delegate
	Ms. Hayley GALLAGHER		Mr. David VISSENGA
	FIA Media Delegate		FIA Medical Delegate

Senior Officials

	Mr. Kunihiro TABATA Organising Committee Chairman tabata-p@rallyjapan.jp 011-864-2003 Language: Japanese		Mr. Ryuji MAKITA Clerk of Course makita@rallyjapan.jp 090-3117-4789 Language: Japanese
	Mr. Dmitry (Dima) KRIVTSOV Deputy Clerk of Course dima@rallyjapan.jp 090-2077-6302 Language: Russian, English, Japanese		Mr. Shogo NAKATA Assistant Clerk of Course (course) info@rallyjapan.jp 090-1527-6926 Language: Japanese
	Mr. Shin NAGAI Assistant Clerk of Course (results) info@rallyjapan.jp 090-3119-8487 Language: Japanese, English		Mr. Takeshi NODA Chief Medical Officer info@rallyjapan.jp 090-3390-7650 Language: Japanese
	Mr. Peter MACNEALL Competitors Relations Officer info@rallyjapan.jp (Attn Peter) 080-3235-5791 Language: English		Mr. Yuko TAKEMICHI Competitors relations Officer f-takemichi@jcom.home.ne.jp 090-3770-0682 Language: Japanese, English
	Ms. Miyuki CHUJO Media Officer media@rallyjapan.jp Language: Japanese, English		Mr. Kazuyoshi KATO National media Officer media@rallyjapan.jp 090-3390-7650 Language: Japanese
	Mr. Katsuhiko AMANO National Media Officer media@rallyjapan.jp Language: Japanese, English		Mr. Akira YONEZAWA Chief Safety Officer yonezawa@rallyjapan.jp 090-3110-0896 Language: Japanese
	Mr. Norimitsu SUDO Event Secretary sudo@rallyjapan.jp 090-3772-6253 Language: Japanese		Mr. Shingo TAKASHIMA Secretary takashima@rallyjapan.jp 090-1340-9989 Language: Japanese, English

	Mr. Hiroshi YONEMORI		Mr. Noriyuki SAKAI
	Chief Scrutineer		Service Park Coordinator
	scrutineer@rallyjapan.jp		
	090-2792-7724		090-3018-7927
	Language: Japanese		Language: Japanese
	Mr. Kenichi YAMADA		Mr. Chris CARR
	Regroup Coordinator		VIP Hospitality Manager
	info@rallyjapan.jp		info@rallyjapan.jp (Attn: Chris C)
	090-3116-0216		
	Language: Japanese		Language: English, French
	Ms. Mieko NIINO		Ms. Mieko TABATA
	Event Accountant		Officials Coordinator
	niino@planning-for.co.jp		Tabata-m@rallyjapan.jp
	011-864-2003		011-864-2003
	Language: Japanese, English		Language: Japanese

2.2 Rally HQ Contact details

Rally Headquarters will be located at Hokusho Kurotech Tsukisamu Dome in Sapporo. The Media Centre and the Service Park will be located there too, thus, making it a very spectator friendly area. Hokusho Kurotech Tsukisamu Dome is located 2.5 km away from the Sapporo Dome. Contact details are:

062-0053

Hokusho Kurotech Tsukisamu Dome

Hokkaido, Sapporo, Toyohira-ku, Tsukisamu 3 Jo 11 Chome, 1-1

Tel: 011-836-8001 Fax: 011-836-8006

HQ opening hours:

Sunday, 5 September	13:00 – 19:00 hrs
Monday, 6 September	09:00 – 19:00 hrs
Tuesday, 7 September	08:00 – 19:00 hrs
Wednesday, 8 September	08:00 – 22:00 hrs
Thursday, 9 September	07:00 – 22:00 hrs
Friday, 10 September	08:00 – 22:00 hrs
Saturday, 11 September	08:00 – 22:00 hrs
Sunday, 12 September	05:30 – 20:00 hrs
Monday, 13 September	09:00 – 12:00 hrs

2.3 Media contacts before the Rally

Media Officer: Ms. Miyuki CHUJO

National Media Officer: Mr. Katsuhiko AMANO, Mr. Kazuyoshi KATO,

Rally Japan Competition Secretariat Media Office

Minami 4-9, Nangodori 19, Shiroishi-ku
 Sapporo Hokkaido JAPAN 003-0022
 Tel: 011-864-2003 Fax: 011-864-1192
 E-mail: media@rallyjapan.jp Website: www.rallyjapan.jp

3. Programme and critical deadlines

3.1 Schedule before the rally week

Thursday 12 August		
10:00~	Issuing of Rally Guide 2	Permanent Secretariat
10:00~	Issuing of the Road Book and Route Map	Permanent Secretariat
18:00	Submission the list of entries to FIA	
Wednesday 18 August		
18:00	Deadline for ordering FIA fuel	Permanent Secretariat
18:00	Deadline for ordering extra material and equipment	Permanent Secretariat
18:00	Deadline for ordering pump fuel from the organizers	Permanent Secretariat
18:00	Deadline for submitting Accommodation Booking Forms	Permanent Secretariat
18:00	Closing date for International media accreditation applications	FIA
Monday 23 August		
18:00	Publication of seeded entry list	www.rallyjapan.jp
Wednesday 25 August		
18:00	Closing date for helicopter registration	Permanent Secretariat
18:00	Closing date for Co-driver details	Permanent Secretariat
Wednesday 1 September		
18:00	Posting of layout for teams' allocated service areas	Permanent Secretariat
Saturday 4 September		
09:00~	Opening of Service Park for competitors	Service Park

3.2 Schedule during the rally week

Sunday 5 September		
13:00~	Opening of Rally Headquarters (Rally HQ)	Hokusho Kurotech Tsukisamu Dome
13:00~19:00	Opening hours for Rally HQ	Rally HQ
13:00~	Official Notice Board displayed	Rally HQ
		(Outside Competition Secretariat)
Monday 6 September		

09:00~19:00	Opening hours for Rally HQ	Rally HQ
09:00~19:00	Registration for reconnaissance [Competitors may complete Administrative Checks at the same time as recce registration, if they wish. In this case, please nominate 'Monday' as the day and the preferred time, on the Entry Booklet.]	Competition Secretariat
17:00~19:00	Collection of tracking devices for reconnaissance (Nominated drivers)	Competition Secretariat

Tuesday 7 September

08:00~19:00	Opening hours for Rally HQ	Rally HQ
08:00~	Start of reconnaissance	See recce Schedule
09:00~19:00	Competitor registration, administrative checks and collection of material	Competition Secretariat
14:00~19:00	Media accreditation	Outside the Media Center
17:00~19:00	Collection of FIA Tracking devices	Competition Secretariat
18:00	Posting of Scrutineering schedule	Official Notice Board

Wednesday 8 September

08:00~22:00	Opening hours for Rally HQ	Rally HQ
08:00~22:00	Opening hours for Media Centre	Media Centre
08:00~21:00	Media accreditation	Outside the Media Center
08:00~16:00	Reconnaissance continues	See recce schedule
09:00~21:00	Scrutineering - marking and sealing (time for P1 vehicle certification and component sealing to be agreed with FIA Technical Delegate)	Service Park
16:00	WRC Team Managers' meeting	Stewards Meeting Room

Thursday 9 September

07:00~22:00	Opening hours for Rally HQ	Rally HQ
07:00~22:00	Opening hours for Media Centre	Media Centre
07:00~21:00	Media accreditation	Outside the Media Center
08:00~10:00	Shakedown for P1 and P2 drivers	Sapporo SSS
10:00~12:00	Shakedown for P1, P2 and P3 drivers	Sapporo SSS
13:00~	Helicopter Pilots' briefing	Meeting room
13:30~	Pre-event FIA media conference, followed by P3 media conference	Media Centre
15:00~	First Stewards' meeting	Stewards Meeting Room
16:00	Publication of Start List for Day 1	Official Notice Board
16:30~17:00	Rally Show	Service Park
17:20~	Start ceremony	Sapporo SSS
18:31~	Start of Day 1	Sapporo SSS

Friday 10 September

08:00~22:00	Opening hours for Rally HQ	Rally HQ
08:00~22:00	Opening hours for Media Centre	Media Centre

09:00~	Start of Day 1 Section 2	Service Park
19:59~	First car into overnight parc ferme	Service Park
22:00	Publication of start list for Day 2	Official Notice Board

Saturday 11 September

08:00~22:00	Opening hours for Rally HQ	Rally HQ
08:00~22:00	Opening hours for Media Centre	Media Centre
09:00~	Start of Day 2	Service Park
19:58~	First car into overnight parc ferme	Service Park
22:00	Publication of start list for Day 3	Official Notice Board

Sunday 12 September

05:30~20:00	Opening hours for Rally HQ	Rally HQ
05:30~23:00	Opening hours for Media Centre	Media Centre
06:00~	Start of Day 3	Service Park
15:00~	Finish ceremony and prize giving	Service Park
15:30~	Post event scrutiny	Service Park
16:00~	FIA final media conference, followed by P3 media conference	Media Centre
18:00	Publication of final provisional classifications	Official Notice Board

Monday 13 September

09:00~12:00	Opening hours for Rally HQ	Rally HQ
09:00~12:00	Opening hours for Media Centre	Media Centre
09:00	Issuing of Results Books	Competition Secretariat
12:00	Rally HQ and media centre close	Hokusho Kurotech Tsukisamu Dome



4. Entry Details



4.1 Entry packages

The Entry Form for Rally Japan will be published on the Rally Japan website. In addition to this, in the Appendix to this document is an Entry Booklet in Rally Guide 1. While this is not compulsory, it will assist the Organisers if competitors other than the WRC Manufacturers and Manufacturer teams complete this and return it to the Rally Secretariat. Competitors need only complete the sections that apply to their entry.

It is Rally Japan policy that Rally Guide 1 and 2 and the Supplementary Regulations be primarily available on the Rally Japan website - www.rallyjapan.jp. Agreements are in place for the FIA, FIA Manufacturers, WRC teams and PWRC / SWRC competitors to be sent hard copies. If a hard copy is required by anyone else then please feel free to contact the Organisers.

Items	Manufacturer (2 Cars)	WRC Team		PWRC SWRC	Others
		2 Cars	1 Cars		
Vehicle Plates					
VIP (or guest) vehicle plates	10	8	4	1	-
Service vehicle plates	6	4	2	1	2
Auxiliary vehicle plates	12	8	4	2	-
Administration and Passes					
Regulations	10 (10)	6 (6)	3 (3)	2 (2)	
Road book sets	12 (8)	6 (6)	3 (2)	3 (2)	2
Rally Guide 2	12 (8)	8 (6)	4(2)	3 (2)	
Route maps	12 (8)	8 (6)	4(2)	5 (2)	2
Programme	15 (-)	10 (-)	5 (-)	5 (-)	1
Result books	1 (1)	1 (1)	(1)	1 (1)	1 (1)
CD of Safety Plan	1 (-)	-	-	-	-
Team passes (if required)	30	20	10	-	8
Guest passes	2	2	1	1	-
Recce Materials	2	2	1	1	1
Competition Numbers	2	2	1	1	1
Optional Advertising	-	-	-	1	1

* '()' means that copies will be mailed / couriered to Team Manager



5. Service Park



5.1 Information about the Service Park

There will be one central Service Park adjacent to the Hokusho Kurotech Tsukisamu Dome (N43 01.640' E141 24.746') where HQ and Media Centre are also placed. All surface is asphalt. There is limited infrastructure built into the area, and the Organisers can provide additional facilities.

Bump into the Service Park will be from Saturday 4 September.

5.2 Facilities at the Service Park

General facilities available at the Service Park are as follows:

- Public toilets

- General lighting
- Water taps for shared use
- 5 x 10m space per competitor, unless agreed otherwise. If competitors have a special requirement for space, due to large service vehicles or a sea container they should contact the Organisers.

The following facilities and services can be ordered through the Organisers for use in the Service Park. These items can be ordered using the order form that is included in the Entry Booklet in Rally Guide 1 Appendix D 3.

Item	Description
Portable toilet	Pump toilet, cleared regularly.
Portacabin	2.5 x 7m; with 100V power
Refrigerator	Size approximately the same as a vending machine.
All weather tent * (without walls)	5.4m x 7.2 m; walls can be ordered by the metre.
Table and/or chairs	Bench style table, 45cm wide. Stackable, portable chairs.
Generator	20kVA 100V
Generator	2kVA 100V
Forklift	Max weight 2 tons.
Temporary partitioning	1m wide panels

* Big size tents (over 10 x 10m) are not allowed.

Booking Conditions

To guarantee delivery, all items must be ordered by Wednesday 18 August. Goods ordered will be delivered to the Service Park on or before the stated 'start date' and collected on Monday 13 September. Credit card details are required, regardless of method of payment, and will be used for payment if the items are not returned or damaged. Additionally there will be a small fee for transport, please confirm the total amount with the organisers, which depends on overall orders for the event and what type of truck is used to deliver the equipment.

5.3 Service Park Guidelines

The following is in addition to the Article 47 of the WRC Sporting Regulations 2010.

* Competitors may bring their auxiliary vehicles into the Service Park, as long as they can park them within their designated area. Otherwise these vehicles must be taken to the auxiliary parking area adjacent to the Service Park. Two service vehicle plates will be issued per competitor. Extra auxiliary plates can be ordered for JPY30,000. To allow access to the Service Park all vehicle passes, including Service and Auxiliary vehicle passes must be displayed on the top of the front windscreen on the passenger's side.

* Credential passes must be worn in all areas in the Service Park, except spectator areas.

* All vehicle traffic will be in the directions shown on the maps. All those who are travelling in the Service Park by vehicle must obey the directions of event marshals.

* All power cables and junction boxes are for existing lighting only and are not to be used by service crews (unless authorised by the Service Park Commander).

* Carwash - a rally car washing service is provided at every return to service in a vehicle wash area within the Service Park.



6. two-way radio



The use of two-way radios is strictly controlled in Japan. The applications for two-way radio use are no longer accepted at the time of publishing of Rally Guide 2.



7. Fuel / Tyre



Please see Rally Japan Supplementary Regulations Articles 7 and 8.



8. Import of vehicles and spare parts



8.1 National laws / customs clearance

As internal shipping and freight charges can be expensive, Rally Japan organisers recommend that all sea freight be imported through the closest Port of Tomakomai. Customs authorities of Hokkaido are familiar with customs procedures for overseas team competing at Rally Japan. Container transportation from Tomakomai to the service park takes about one hour.

The general principles of customs clearance are as follows:

(1) **FIA CARNET** is required and mandatory for all overseas registered cars that are to be driven on the public roads in Japan i.e. rally car, recce car, service van, other cars. The CARNET will be provided by each country's ASN. A carnet certification document will be provided by JAF. that serves as temporary compliance and this should be carried with the CARNET within the vehicle. Every automobile (including rally cars and every foreign registered vehicle) which is driven on public road in Japan has to be covered by Jibaiseiki which is a compulsory insurance.

Note: When a temporarily imported vehicle is registered in a country that is not a party to the 1949 Geneva Convention, it must be inspected and registered in Japan on arrival, even if imported under **FIA CARNET**. The inspection requires time and payment of a fee. For more information please contact KURIBAYASHI Co. Ltd. (details below).

(2) **ATA CARNET** can be used for the following - for tools/parts/tyres (these are re-exported), and promotional items. All of the items imported under **ATA Carnet** are to re-exported after the rally. Even if

it is temporary, the import of Contraband goods is prohibited.

(3) **PRO FORMA INVOICE** - please check with the Organisers or your freight agent on use of pro-forma invoices.

You are required to submit the required documents when you get the special permits which are required for the importation of hazardous goods such as high pressure gas cylinders, and for medical supplies. You are also required to arrange the importation of the items by yourself.

It is recommended that anyone wishing to import vehicles and goods for Rally Japan contact the official freight agents for Rally Japan

KURIBAYASHI & Co., Ltd. Tomakomai Branch
13-16, Motonakano-cho 2-chome, Tomakomai, 053-0005 Japan
Tel: +81 (0)144-32-3511 Fax: +81 (0)144-36-6839
Mr Jungo KONO: kouno@kurinet.co.jp Mr Katsuyuki KOBAYASHI: kat-kobayashi@kurinet.co.jp_

Vehicles temporarily registered for Rally Japan have to comply with the Japanese Road Vehicles Act and the Japanese Road Traffic Law and the provision of the JAF National Sporting Regulations for Vehicles (lighting devices, noise generated by the car, etc) except when Appendix J of the FIA International Sporting Code differs.

For vehicles that are not already registered in Japan, two documents are required and must be carried in the vehicles and a third is recommended for competition vehicles:




















- (a) A translation of the Carnet certification document, issued by JAF and distributed by the Organisers. This document serves as a temporary vehicle compliance document. For rally cars this is included in the entry fee, however for other vehicles a small processing fee will be charged
- (b) 'Jibaiseiki'. It is a compulsory insurance. So, every automobile (including rally cars and every foreign registered vehicle) which is driven on public road in Japan has to be gotten it. A fee of approximately JPY6,000 will apply for other vehicles that are not registered in Japan.
- (c) Rally car insurance in Third party insurance. This is recommended for rally cars and recce cars. The fee is approximately JPY20,000 depending on engine size.




The Entry Booklet in Appendix D of Rally Guide 1 contains a section on importing vehicles. Vehicle details are required for documents (b) and (c) above.

8.2 The conditions for driving in Japan




International visitors should be aware that a valid Japanese license or International Driving Permit is required for driving on public roads. International Driving Permits **MUST** be issued under the 1949 Geneva Traffic Convention and this will be stated on the front of the document. Please contact the organisers if you are unable to obtain such a license. Swiss, German, Italian, Belgian, French or Taiwanese driving license holders may request a translation of their license from JAF. The combination of this translation and your driving license is valid as an alternative to the 'Geneva Convention' International Driving Permit. Except the above driving license holders will be required to sit a driving test or switch your license to Japanese one (Gaimen Kirikae). The detail of Gaimen Kirikae is on the website: <http://www.jaf.or.jp/e/switch.htm>

8.3 Difference of Rules of the road

	International regulations	Japanese regulations
Stop sign When the intersection has the Stop sign as shown, all cars must come to a full stop and check in all directions before crossing	 	
Light signals		
Level-crossings with gates Drivers must stop in front of a level-crossing, even if there are no stop signs, gates, half-gates or light signals giving warning of the approach of trains. They shouldn't move off again until they have ascertained that no train is approaching.	 	
Other level-crossings	 	
Do not overtake You mustn't enter the right side of the road in order to overtake another vehicle in zones that have the road sign.		
Compulsory minimum speed		
Maximum speed limit It is expressed by " km " not " miles ". Don't exceed the maximum speed limit which is posted on the road signs		
Pedestrian Crossing sign		

Japanese regulations	
<p>Green arrow light Vehicles may proceed in the direction of the arrow.</p>	
<p>No Right Turn, Left Turn etc. Vehicles must not proceed in any direction other than that shown on the sign.</p>	
<p>Red flashing light</p>	<p>These are not common, but are located on some of the rural sections of road outside Sapporo and the other towns. Vehicles must stop at the stop line and make a safety check before proceeding</p>
<p>End of traffic regulation End of regulation designated by the sign</p>	

- ★ Drivers must watch for and give way to pedestrians as they turn onto another road.
- ★ Drivers must travel on the left hand of the road.
- ★ Drivers must indicate to pull out from a stationary position, as they are turning, to overtake traffic traveling in the same direction, to change lanes and to overtake obstacles on the side of the road.

The meaning of the center lines		
①	②	③
		
<p>Drivers mustn't change lanes where the lanes are divided by a yellow line (①). If the lanes are divided by a white line and a yellow line parallel to it, the drivers on the side of the yellow line may not cross into the other lane (②). Drivers are allowed to cross into the other lane for overtaking (③).</p>		

9. Helicopters

9.1 Registration procedure / information

All helicopters flying in support of the rally must be registered with the organisers. There will be a standard protocol for Rally helicopters in Rally airspace and only registered aircraft will be permitted to fly in this space. A helicopter registration fee will be charged.

The form for helicopter registration is included in Rally Guide1. It should be returned to the Rally Permanent Secretariat by Wednesday, 25 August

A schedule of landing sites and GPS locations will be available, which will include the special stages and Service Park.

Attendance at the pilots' briefing is obligatory for all pilots.

9.2 Contact details for national helicopter companies

Aero Asahi Corporation	Hokkaido Koku
Tel: +81 (0) 11-782-0603	Tel: +81 (0) 11-781-1247
Fax: +81 (0) 11-783-5286	Fax: +81 (0) 11-780-2711
Contact: Mr Ozawa : www.aeroasahi.co.jp	Contact: Mr Okuyama: www.hokkaido-koku.co.jp

Aero Asahi Corporation will be coordinating helicopter activities for Rally Japan.

10. Hospitality arrangements

10.1 Contact details for person / company in charge of hospitality arrangements

For more information about corporate hospitality options, please contact:

Mr. Shingo TAKASHIMA
 Tel: -81 (0) 11 864 2003
 Email: takashima@rallyjapan.jp

11. Hotel / Accommodation reservation

11.1 List of hotels

Following is a list of the organiser recommended 'western style' hotels in and around Sapporo. Some of the hotels on the list are business style hotels. To check the type of rooms and hotels you prefer please

refer to the website of each hotel. All the listed hotels have restaurants, western style rooms and have been advised of the rally schedule. The room tariffs listed below include breakfast, service charge and consumption tax.

Hotel	Location / Distance from HQ / Website	Comments
Sheraton Hotel Sapporo	5 Atsubetsu-Chuo 2, Atsubetsu ward 7.4km www.sheraton-sapporo.com/	One of the Seraton group hotels. Bar and some restaurants are available. Italian restaurant La Stella on the top floor offers greatviews of Sapporo city.
JR Tower Hotel Nikko Sapporo	5 N5, W2, Chuo ward 8.2km www.jrhotels.co.jp/tower/index.html	Adjacent to the JR Sapporo Station. Luxurious and relaxed atmosphere. Bar and restaurants on the top floor.
Sapporo Grand Hotel	N1, W4, Chuo ward 8.0km www.grand1934.com/	Centrally located near the Sapporo Station. Has been in operation for over 60 years. Renewed in 2006.
Sapporo Korakuen Hotel	1 W8, Odori, Chuo ward 7.9km www.sapporo-korakuen.co.jp/	Near Odori Park with a great view of the park. Has a beautiful atrium. Each room has a large window.
Sapporo Prince Hotel	S2, W11, Chuo ward 8.2km www.princehotels.co.jp/sapporo/	A 28-storied columnar style city hotel. The rooms on the higher and lower floors are of different type.
Ramada Hotel Sapporo	7 S5, W3, Chuo ward 7.1km www.ramada-sapporo.com/	Located in Susukino entertainment district. Smallish room.
Sapporo Tokyu Inn	1 S4, W5, Chuo ward 7.3km www.sapporo-i.tokyuhotels.co.jp/	Business type hotel located in just 1 min on foot from Susukino subway station
Novotel Sapporo	1-21 S10, W6, Chuo ward 7.3km www.novotelsapporo.com/	Large hotel near Nakajima Park, very close to city center. Bar and restaurants
Renaissance Sapporo Hotel	1-1-1 Toyohira 4, Toyohira ward 6.0km www.rnsph.com/	Has all kinds of facilities. Decorated with many paintings appeared in public areas.
Hotel Monterey Sapporo	3 N4, E1, Chuo ward 7.9km www.hotelmonterey.co.jp/sapporo/	Rooms are furnished with English style furniture. 4 kinds of room available: Modern, Classic, Country and Regency
Sapporo Excel Hotel Tokyu	420 S8, W5, Chuo ward 7.3km www.sapporo-e.tokyuhotels.co.jp/	Near Nakajima Park. Bar and restaurants.
Hotel Monterey Edelhof Sapporo	N2, W1, Chuo ward 7.7km www.hotelmonterey.co.jp/edelhof/	Themed in the end of 19 century Vienna style. Natural hot spring spa on 14 floor

There are other business hotels that are not so centrally located, and also budget accommodation and spa hotels and resorts nearby. Bookings can be made by contacting the Rally Japan office.

11.2 Official travel agent

Japan Travel Bureau (JTB)
 Ms. Mutsuko UMEMOTO
 Tel: +81 (0) 11 221 4800
 Fax: +81 (0) 11 232 5320
 Email: rallyjapan@hkd.jtb.jp

11.3 Form for reservations and booking procedures

To make an accommodation booking, please return the Accommodation Booking Form to the address given above. The form is included in Appendix D5 of rally Guide 1. You will receive a booking confirmation and this will be required at check-in. For teams or groups of people who are arriving at different times, the 'on event contact' will be required to show the booking confirmation and will be the point of contact for the hotel.

Full payment is required prior to arrival. Payment using the following credit cards and by bank transfer is acceptable - MasterCard / Diners Club / Visa / American Express / JCB. Clients will be notified about charges and account detail of the payment.

To cancel or to change a booking, notification is required in writing. The following cancellation fees will be deducted from payment before refunding via the same credit card account:

20 - 10 days before the first night's stay	-----	10% of one night charge
9 - 2 days before	-----	20% of one night charge
1 day before	-----	80% of one night charge
Same day	-----	100% of one night charge
No notice given	-----	100% of one night charge

Hotels charge different rates for breakfast. If you would like breakfast included with the booking, please indicate your specific requirements - which days you require breakfast; and what time you would like breakfast served.



12. Reconnaissance



12.1 Registration for reconnaissance and schedule

12.1.1 All competitors participating in reconnaissance must submit the details of their registered vehicles prior to commencing reconnaissance. At this time they will be issued with a reconnaissance pass and a vehicle identification card. The vehicle identification card must be displayed on the left rear side window.

12.1.2 Schedule

Please refer to Appendix A.3

12.2 Rules to be observed by Crews

- 12.2.1 Vehicles used for reconnaissance must comply with Article 25.1 of the FIA WRC Regulations
- 12.2.2 The vehicle identification card must be displayed on the left rear side window. It will be checked by an official at the start of each stage.
- 12.2.3 Crews are allowed to have 2 passes at the most through each stage. Stages, which are used more than once in the Rally are considered to be one stage.
- 12.2.4 During the reconnaissance the crews must observe the traffic regulations. The speed limit in all stages is 60 km/h. Crews must be considerate of other vehicles on the road. Rally officials may observe the crews behavior by the means of measuring equipment, photo and video cameras. Any violations by the crews will be reported to the Stewards.

12.3 Installation of the speed observing device

Cars of competitors nominated in a Bulletin will be fitted with speed observing devices. The devices will be handed out at the Rally HQ on Monday, 6 September from 17:00 to 19:00 hrs.



13. Scrutineering, sealing and marking



13.1 Installation of the speed observing device

The marking and sealing of the gear boxes/differentials including spares as well as sealing of turbo charges including spares, will be held according to the scrutineering schedule or upon a previous appointment with the FIA Technical delegate.

Date: Wednesday, 8 September
 Venue: Hokusho Kurotech Tsukisamu Dome
 Time: 09:00 – 21:00 hrs

Competitors may nominate the desired scrutineering time in the entry booklet. However, in case the indicated time is not available the Organisers reserve the right to allocate another time. Competitors are required to bring their cars to the scrutineering according to the Scrutineering Schedule, which will be published at 18:00 hrs on Tuesday, 7 September.

13.2 Before Scrutineering

Competitors should bring the car to the entrance of the scrutineering site in accordance with the Scrutineering Schedule and follow the officials' instructions. In case the area in front of the entrance is too congested to present the vehicle to the scrutineers at the allocated time, a team member should inform a marshal at the scrutineering venue.

Competition numbers, rally plates and organisers advertisement must be attached to the competition vehicles by the time of scrutineering. Please refer to attachment 4 of the Supplementary regulations for allocation of the competition numbers, rally plates and advertising.

All competitors must have FIA safety tracking devices and emergency buttons installed and functioning confirmed by the time of scrutineering. Please refer to Appendix D for installation instructions. The tracking device is the same type as used in previous years.

The following documents/items have to be presented at the scrutineering:

- Official Scrutineering sheet: distributed to competitors upon completion of the verification of the documents

- Car registration documents

- Homologation documentation with all attachments

- Helmet, racing suits, safety underwear, socks, balaclava, racing shoes, gloves (not necessary for co-driver).

Competitors must be fully aware of the requirements of the International Sporting Code Appendix J, in particular Articles 252 and 253, as well as Article 11 of Rally Japan Supplementary Regulations.

13.3 Nomination of tyres

In accordance with Article 61.3 and Appendix V of the FIA World Rally Regulations, P1 and P2 competitors, entered by Manufacturers or WRC teams must submit the barcodes list to the FIA by Wednesday, 8 September 1800hrs.

13.4 Collection and return of the FIA safety equipment

The FIA safety equipment will be distributed to competitors at the Competition Secretariat at Rally HQ on Tuesday, 7 September from 17:00 to 19:00 hrs. In case of an early retirement all equipment must be returned to the ISC-T office at the Service Park. All other vehicles will have the equipment removed at the Final Parcferme. Please refer to Appendix D for installation instructions.

13.5 Route instructions to Scrutineering venue

Official Scrutineering will be held at the Service Park. For layout please see Appendix D

13.6 Final Scrutineering

Final Scrutineering will be held at the same venue. Crews whose cars have to be presented will be notified at the IN control of the finish regroup. After being notified crews should wait for further instructions.



14. Shakedown



For Stage layout please refer to Appendix D2.

Participation in Shakedown is compulsory for all Priority drivers

Venue:	Sapporo Dome
Date & Time:	9 September, 2010
Priority 1 & 2:	08:00 – 10:00 hrs
Priority 1 & 2 & 3:	10:00 – 12:00 hrs
Stage length:	1.57 km
Service:	Hokusho Kurotech Tsukisamu Dome
Distance to Service:	2.7 km



15. Start procedure



15.1 Time and venue

Time: Thursday, 9 September 17:20 hrs
 Venue: Sapporo Dome

15.2 Programme and Procedure

During the Start ceremony all competitor cars will go on parade using the Super Special Stage at Sapporo Dome. After the Rally Show at the Hokusho Kurotech Tsukisamu Dome, competitors will be divided in groups in reverse order of competition numbers and asked to relocate to Sapporo Dome holding area. The time of assembly of each group at the holding area must be observed.

Competitors should confirm the time of assembly of their group in a Communication which will be published earlier in the day.

Cars numbered 101 and on	17:10 hrs
Cars numbered 81 - 100	17:20 hrs
Cars numbered 61 - 80	17:30 hrs
Cars numbered 21 - 60	17:40 hrs
The rest of competitors	17:54 hrs

The parade of cars will be held in reverse order.

Non priority drivers will start from the right lane of the stage in reverse order at 30 sec. intervals and leave the stage at approximately half of its distance.

All movement during the parade will be conducted according to the instructions from the officials.

P1, P2 and P3 competitors will also start the stage in reverse order. They will start from the left lane at 1 minute intervals and exit the stage after going over the jump ramp.

17:20	Non priority drivers start the parade in reverse order. (competitors start from the right lane of the SSS at 30 sec intervals)
17:53	P1, P2, P3 drivers start the parade run (competitors start from the right lane of the SSS at 1 min intervals and leave after going over the jump ramp and completing approximately 1.5 of the stage)
18:20	Opening ceremony, Introductions, national anthem
18:36	Course cars enter the stage
18:40	SS1 starts



16. Finish procedure



16.1 Venue and Time

Date: Sunday, 12 September, 15:00 hrs

Venue: Service Park

16.2 Programme and Procedures

The programme sets under the Appendix IV of WRC Regulations.

15 : 00	the highest-placed national crew drives to the top of the ramp and parks with the car nose dropped onto the exit side. The crew climbs out and the driver is interviewed. The crew receives any award, departs and drives the car to Parc Fermé or final scrutineering.
15 : 02	The Priority 3 winner drives to the top of the ramp and parks with the car nose dropped onto the exit side. The crew climbs out and the driver is interviewed. The crew then gets on to the bonnet where they receive two pre-opened bottles of champagne, which are sprayed for the benefit of photographers and TV crews (no less than 20"). The crew may be joined by team personnel (maximum 30"), if agreed by the FIA Media Delegate in advance. The crew returns to the car and drives directly to the parking area or parc fermé (if adjacent). The winning Priority 3 crew then returns to the finish area on foot and awaits transportation to the press room for the final FIA Press Conference.
15 : 04	Crews positioned in the order 8th, 7th, 6th, 5th and 4th in the overall classification drive to the top of the ramp, open doors, climb out, receive any award and then drive directly to parc fermé or final scrutineering.
15 : 09	Third in the overall classification drives to the top of the ramp and parks with the nose of the car dropped onto the exit side. The crew gets out and stands either side of the car with the doors open and the driver is interviewed. The crew then drive off the ramp to the parking area or parc fermé (if adjacent), where the team representative takes care of the car. Crew returns to the waiting area on foot.
15 : 11	Second in the overall classification – same procedure as third overall.
15 : 13	The winning crew drives to the top of the ramp and parks with the nose of the car dropped onto the exit side. Crew gets out, close doors and are interviewed by the official. The crew then climbs onto the bonnet and receives two preopened bottles of champagne which are sprayed for the benefit of photographers and TV

	crews (no less than 20"). The crew may be joined by team personnel (maximum 30"), if agreed with the FIA Media Delegate in advance. Team personnel leave and the car remains on the ramp until the closure of the podium ceremony.
15 : 13	If not already positioned, the podium is moved into position at ground level, in front of the ramp and winning car
15 : 15	The winning crews are then called from the waiting area to stand behind the appropriate level of the podium.
15 : 16	Political dignitaries and/or sponsors (maximum of six) are invited to present the awards.
15 : 17	Crews invited to ascend to their places in order of third, second and winner. Starting with the third placed crew, the presenters make the award presentations individually crew by crew, finishing with the winners. Presenters immediately move back out of the view of photographers and TV crews.
15 : 19	After each crew has received their awards, the winning manufacturers' representative is invited to join the ceremony. The trophy is presented while standing in front of the winning crew, then the representative moves to one side.
15 : 20	Anthems of the winning driver (according to passport) and manufacturer (according to country of car homologation) or WRC team (previously nominated by the entrant at the time of registration) are played. As the winning driver's anthem is played, the flags of the nations of the three first drivers are hoisted as per standard Olympic protocol. Crews are not permitted to wear hats or sunglasses. Immediately after, when the nationality of the winning manufacturer is different from that of the driver, the national anthem of the manufacturer is played while its flag is raised. Where the driver and manufacturer are the same nationality, the anthem need only be played once and all flags are raised simultaneously. The raising of the flags should take exactly the time as the playing of the anthem. After the anthems, there should be an additional spray with six bottles of pre-opened champagne.
15 : 23	Crews depart for transportation to the press room for the final FIA Press Conference.
15 : 24	The winning car is driven to parc fermé by a team representative.
15 : 27	All other crews cross the ramp in due time / order.



17. PR activities



Shakedown

Time:	Thursday, 9 September 08:00 – 12:00 hrs
Venue:	Super Special Stage (Sapporo Dome)
Activity:	Top crews' first drive in Japan. Before the rally, the teams will have an opportunity to set up their cars.
Access:	Media zone: Tabarded media only. Stands: Spectators

FIA Press Conference

Time:	Thursday, 9 September 13:30 hrs
Venue:	Media centre, Hokusho Kurotech Tsukisamu Dome
Activity:	Top drivers and co-drivers nominated by the FIA participate in media conference
Access:	Registered media only

Rally show

Time:	Thursday, 9 September 16:30 hrs
Venue:	Hokusho Kurotech Tsukisamu Dome

Activity: All rally cars on display. Drivers and co-drivers give signatures
 Access: Free entrance to spectator area

Start ceremony

Time: Thursday, 9 September 17:20 hrs
 Venue: Sapporo Dome
 Activity: All competitors participate in a parade on Sapporo Dome Super Special Stage
 Access: Spectators holding SS1/2 tickets

Finish ceremony

Time: Sunday, 12 September 15:00 hrs
 Venue: Service Park Hokusho Kurotech Tsukisamu Dome
 Activity: Top national crews and P3 winning crew will be awarded at the podium. After that crews from 8th to 4th overall will be awarded in the same manner. After crews placed 3rd, 2nd and 1st (in that order) go to the podium, prize-giving will be held in front of it. After that the podium ceremony continues.
 Access: Spectators, who have the admission tickets to the Stages or the Service park for this day will be able to attend the ceremony free of charge.
 Tabarded media will be able to use the photographers tower and attend the Final press conference

FIA Final Press conference

Time: Sunday, 12 September 16:00 hrs
 Venue: Media centre, Hokusho Kurotech Tsukisamu Dome
 Activity: Winning crews interview
 Access: Only accredited media



18. Media Services



18.1 Media contacts before the Rally

For all questions regarding media issues before the Rally please contact:

Media Officer: Ms. Miyuki CHUJO
 National Media Officer: Mr. Katsuhiko AMANO, Mr. Kazuyoshi KATO,

Rally Japan Competition Secretariat
 Media Office
 Minami 4-9, Nangodori 19,
 Shiroishi-ku Sapporo
 Hokkaido JAPAN 003-0022
 Tel: +81 11 864 2003
 Fax: +81 11 864 1192
 E-mail: media@rallyjapan.jp
 Website: www.rallyjapan.jp

18.1.1 Media Centre

Accreditation desk - location and opening hours
 Located at near the front entrance of Hokusho Kurotech Tsukisamu Dome.

Tuesday 7 September	14:00~19:00
Wednesday 8 September	08:00~21:00
Thursday 9 September	07:00~21:00

Main media Centre - location and opening hours

Located at the Hokusho Kurotech Tsukisamu Dome

Wednesday 8 September	08:00~22:00
Thursday 9 September	07:00~22:00
Friday 10 September	08:00~22:00
Saturday 11 September	08:00~22:00
Sunday 12 September	05:30~23:00
Monday 13 September	09:00~12:00

18.1.2 Manufacturers' Room

Location and opening hours

Manufacturers' room is located next to the Media center

Wednesday 8 September	08:00~22:00
Thursday 9 September	07:00~22:00
Friday 10 September	08:00~22:00
Saturday 11 September	08:00~22:00
Sunday 12 September	05:30~23:00

18.2 Media Accreditation Procedure and Deadlines

18.2.1 National Publications, Photographers and Radio stations

Applications from Japan-based media should be sent by post to the Rally Japan Media Office in Sapporo and received by 1800 hrs Wednesday, 11 August 2010. Documents to be attached to the Application are listed in 18.2.6 below. Application forms can be found on Rally Japan website www.rallyjapan.jp or the official FIA website www.fia.com. All forms must be completed in English, using block letters.

Applications to be sent to:

Rally Japan Media Office
Minami 4-9, Nangodori 19,
Shiroishi-ku Sapporo
Hokkaido, JAPAN 003-0022

Applicants will be notified by the Rally Japan Media Officer whether or not their application has been accepted. A fax will be sent to the publication at least two weeks prior to the event. If successful, an agreement to be signed by the editor of the publication will be included. The representatives must produce the signed agreement when collecting materials at the event Media Accreditation desk. No accreditation can be collected without this signed agreement.

18.2.2 International Publications and Photographers

The International Media Accreditation Forms can be down loaded from the FIA web site: www.fia.com. Closing date for receipt of International Accreditation Application is Wednesday, 18 August 2010. Applications received after this date, incomplete or sent by fax will not be considered.

**FIA Communications Department
Accreditation Unit (WRC)**
8, Place de la Concorde
75008, Paris
FRANCE

18.2.3 Television, Radio and Website media

All TV, Radio and Website applications must be sent to:

North One Sport Accreditation Service
The Annex, Maynard House, 46-52 Pentonville Road
LONDON N1 9HF, Great Britain
TEL: +44 (0)20 7584 7584
FAX: (44) 20 7502 5621

18.2.4 Photographer's Accreditation

Photographers' applications must follow the same guidelines as stated above. Publications or agencies applying for single round accreditation must supply evidence of independent coverage of a minimum 15 pictures per pass issued at each event they have been accredited to in the previous year's Championship. The number of international "media photographer" passes will not exceed 30 at each event. The number of national "media photographer" passes will not exceed 12 at each event.

18.2.4.1 Commercial Photographers'

Non media photographers (team photographers, sponsor photographers etc) must apply for accreditation through: **North One Sport Accreditation Service**

18.2.5 Principles

- 1) A maximum of two representatives (journalists and/or photographers) per publication or agency will be accredited. A publication must have a circulation whose size and quality fulfill the criteria of the FIA and be on sale to the public. Club and internal magazines cannot be accredited as media.
- 2) Advertising, public relations, marketing or sponsor representatives must be addressed to **North One Sport Accreditation Service**.
- 3) The central and local offices of the major international press agencies (AP, AFP, Reuters, ANSA, UPI, DPA, LUSA, BELGA, JIJI, KYODO, EFE, Press Association, SAPA, Australian AP, APA etc.), will always be accredited by the FIA.

18.2.6 Documentation to be submitted with each application

- 1) A formal request for accreditation written on the publication's official letterhead, signed by the Director of the publication or the Chief Editor. Requests signed by the clerical staff will not be accepted. A formal undertaking from the editor to publish a report related to Rally Japan and an indication of when the report will appear.
- 2) An original copy of the publication.
- 3) Photocopies or originals of the materials published about the 2008 Rally Japan event or the 2009 FIA World Rally Championship.
- 4) A photocopy of the National Press Card (where applicable) of the representative(s) who will be covering the event.
- 5) A contact fax number (failing which the publication will not be accredited).
- 6) Freelancers must apply for credentials via their own agencies. The onus is on the freelance applicant to prove supply of regular stories to at least five publications corresponding to the FIA criteria.

Note:

- * 2) does not apply to major international agencies (as in 18.2.5 point 3).
- * 3) does not apply to publications applying for the first time.
- * In case of failure to provide fax number of the publication, it will not be accredited.

18.3 Manufacturers and tyre manufacturers contact details

NAME	ADDRESS	TELEPHONE	FAX	E-MAIL
BP FORD ABU DHABI WORLD RALLY TEAM Mark WILFORD (*) Georgina FINNEY www.wrcford.com	Room 18/475 Ford Motor Company Ltd. Royal Oak Way South Daventry Northamptonshire NN11 8NT England	+44 1327 305209 (MW office) +44 7770 756214 (MW mob) +44 1327 305543 (GF office) +44 7879 438993 (GF mob)	+44 1327 305715	mwilford@ford.com gfinney2@ford.com
CITROËN JUNIOR TEAM Marie-Pierre ROSSI (*) Marek NAWARECKI www.citroen-wrc.com	Citroën Racing 19 allée des Maronniers 78035 Versailles Cedex France	+33 1 3084 0307 (MPR office) +33 6 7687 0212 (MPR mob) +33 1 3084 0719 (MN office) +33 6 8526 4518 (MN mob)	+33 1 3084 0270	Mariepierre.rossi@citroen.com Marek.nawarecki@citroen.com
CITROËN TOTAL WORLD RALLY TEAM Marie-Pierre ROSSI (*) Marek NAWARECKI www.citroen-wrc.com	Citroën Racing 19 allée des Maronniers 78035 Versailles Cedex France	+33 1 3084 0307 (MPR office) +33 6 7687 0212 (MPR mob) +33 1 3084 0719 (MN office) +33 6 8526 4518 (MN mob)	+33 1 3084 0270	Mariepierre.rossi@citroen.com Marek.nawarecki@citroen.com
STOBART M-SPORT FORD RALLY TEAM	M-Sport Ltd. Dovenby Hall	+44 1900 828 888 (RC office) +44 7920 548 976 (RC mob)	+44 1900 823823	Rachel@the-inside-line.co.uk

2010

 **Rally JAPAN**



Rachel CAVERS (*) www.stobartmotorsport.com	Cockermouth Cumbria CA13 0PN England			
PIRELLI Antonella CIASCA Francescopaolo TARALLO www.pirellityre.com/motorsport	Pirelli Tyre SpA Viale Sarca 222 20126 Milan Italy	+39 02 64422781 (AC office) +39 335 1859251 (AC mob) +39 02 644245407 (FPT office) +39 334 6844307 (FPT mob)	+39 02 64429291	antonella.ciasca@pirelli.com francescopaolo.tarallo@pirelli.com
JWRC/PWRC/SWRC Katie Traxton www.wrc.com	North One Sport	+44 20 7584 7584 (general office) +44 1865 557522 (direct line) +44 7909 990565 (mob)		katie.traxton@northonesport.com

19. Passes and plates

WRC

大会組織

WRC ALL ACCESS



SPECIAL STAGES / SERVICE PARK
RALLY HQ / RESULTS & INFO AREA
MANUFACTURERS ROOM
PRESS CONFERENCES
P-WRC VILLAGE
PRESS ROOM
MEDIA INTERVIEW AREA
RALLY CONTROL / PARC FERME
PHOTO FILM AREAS

ALL ACCESS



OC



SPECTATOR POINTS
SERVICE PARK
RALLY HQ
PRESS ROOM
RESULTS & INFO AREA

WRC PRIORITY



SPECIAL STAGES
SERVICE PARK
RALLY HQ
RESULTS & INFO AREA
MANUFACTURERS ROOM
PRESS CONFERENCES
P-WRC VILLAGE
PRESS ROOM
MEDIA INTERVIEW AREA

WRC PWRC



SPECIAL STAGES
SERVICE PARK
RALLY HQ
RESULTS & INFO AREA
P-WRC VILLAGE

OFFICIAL



SERVICE PARK
RALLY HQ
*Officials' access
restricted to their
own post only.

RESIDENT



SPECTATOR POINTS

WRC MEDIA



SPECTATOR POINTS
SERVICE PARK / RALLY HQ
RESULTS & INFO AREA
MANUFACTURERS ROOM
PRESS CONFERENCES
P-WRC VILLAGE
PRESS ROOM
MEDIA INTERVIEW AREA
PHOTO FILM AREAS

MEDIA



INTERVIEW AREA



INTERVIEW AREA

WRC TEAMS



SPECTATOR POINTS
SERVICE PARK
RALLY HQ
RESULTS & INFO AREA
MANUFACTURERS ROOM
PRESS CONFERENCES
P-WRC VILLAGE

WRC GUEST



SPECTATOR POINTS
SERVICE PARK

GUEST



STAFF



*Staffs' access
restricted to their
own post only.

FIA MANUFACTURERS



SPECIAL STAGES
SERVICE PARK
RALLY HQ
RESULTS & INFO AREA
MANUFACTURERS ROOM
PRESS CONFERENCES
P-WRC VILLAGE
MEDIA INTERVIEW AREA

COMPETITOR / TEAM / SERVICE



SERVICE PARK
RALLY HQ
RESULTS & INFO AREA

FIA GOLD PASS



SPECIAL STAGES / SERVICE PARK
RALLY HQ / RESULTS & INFO AREA
MANUFACTURERS ROOM
PRESS CONFERENCES
P-WRC VILLAGE
PRESS ROOM
MEDIA INTERVIEW AREA
RALLY CONTROL / PARC FERME
PHOTO FILM AREAS

VIP / PREMIUM / SUPPORTER



SPECTATOR POINTS
SERVICE PARK
VIP / PREMIUM
PREMIUM AREA
SUPPORTER
SUPPORTER AREA

2010

 **Rally JAPAN**



<p>ALL ACCESS</p> 	<p>SERVICE PARK 'ALL ACCESS' PARKING SPECTATOR POINT 'OFFICIAL' PARKING</p> <p>サービスパーク オールアクセス 駐車場 観戦エリア オフィシャル駐車場</p>	<p>PREMIUM</p> 	<p>SERVICE PARK 'PREMIUM' PARKING SPECTATOR POINT 'PREMIUM' PARKING</p> <p>サービスパーク プレミアム駐車場 観戦エリア プレミアム駐車場</p>
<p>O.C.</p> 	<p>SERVICE PARK 'O.C.' PARKING SPECTATOR POINT 'OFFICIAL' PARKING</p> <p>サービスパーク O.C. 駐車場 観戦エリア オフィシャル駐車場</p>	<p>TEAM / SERVICE</p> 	<p>SERVICE PARK SERVICE PARK 'SERVICE' PARKING</p> <p>サービスパーク内 及び サービスパーク内サービス車両駐車場</p>
<p>MEDIA</p> 	<p>SERVICE PARK 'MEDIA' PARKING SPECTATOR POINT 'MEDIA' PARKING</p> <p>サービスパーク・観戦エリア メディア駐車場</p>		
<p>RESIDENT</p> 	<p>SPECTATOR POINT PARKING *Accesses to SapporoDome and Servicepark aren't possible</p> <p>観戦者駐車場 ※ただし、札幌ドーム駐車場・サービスパーク 駐車場には入れません</p>	<p>OFFICIAL</p> 	<p>SERVICE PARK 'OFFICIAL' PARKING SPECTATOR POINT 'OFFICIAL' PARKING *Officials' access restricted to their own post only.</p> <p>サービスパーク・観戦エリアオフィシャル駐車場 ただし、担当以外の車両は入れません</p>
<p>TSUKISAMU STAFF</p> 	<p>SERVICE PARK 'STAFF' PARKING *Staffs' access restricted to their own post only.</p> <p>月寒ドームスタッフ駐車場 ※月寒ドーム以外の他の駐車場には入れません</p>	<p>GUEST</p> 	<p>SPECTATOR POINT PARKING *Accesses to SapporoDome and Servicepark aren't possible</p> <p>観戦者駐車場 ※ただし、札幌ドーム駐車場・サービスパーク 駐車場には入れません</p>
<p>SUNAGAWA STAFF</p> 	<p>SUNAGAWA STAFF PARKING *Staffs' access restricted to their own post only.</p> <p>スナガワSSスタッフ駐車場 ※スナガワSS以外の他の駐車場には入れません</p>	<p>AUXILIARY VEHICLE</p> 	<p>SERVICE PARK SERVICE PARK 'SERVICE' PARKING</p> <p>サービスパーク内 または サービスパーク内サービス車両駐車場</p>

20. Medical and Safety Service

Emergency hotline Only for emergencies (Medical, accident) 011-836-8013 (English)

General numbers for emergency services are as follows:

Ambulance and Fire 119
Police 110

20.1 Medical facilities

Sapporo Medical University Hospital and Sapporo Higashi Tokushukai Hospital is nominated the executive hospital for Doctor Heli carrying patients during the rally. It is located in the center of Sapporo. The hospitals are staffed with doctors specializing in emergency intensive care, and also has specialized staff in all areas as an advanced critical care center.

Sapporo Higashi Tokushukai Hospital is located 5 minutes away from the helicopter base at Okadama airport. Injury center is on standby 24 hours.

Emergency Medical Treatment Information Center is also available for searching the closest medical care facilities like hospitals and clinics in the case of sudden illness. In the case of sudden illness nighttime, Yakan Kyubyou Center is available between 1900hrs and 0700hrs (Next morning).

Sapporo Medical University Hospital advanced critical care center

291 S1, W16, Chuo ward, Sapporo Tel: 011-611-2111 (ext. 3711)

Sapporo Higashi Tokushukai Hospital

3-1, N33, E 14, Higashi ward, Sapporo Tel: 011-722-1110

Emergency Medical Treatment Information Center

Toll free dial: 0120-20-8699 From mobile phone: 011-221-8699

<http://www.qq.pref.hokkaido.jp/qq/qq01fnlgsp.asp>

Yakan Kyubyou Center

Odori 19, Chuo ward, Sapporo Tel: 011-641-4316

A medical centre will also be set up at the Hokusho Kurotech Tsukisamu Dome

20.2 Pharmacies

Ainz	1 N2, W3, Chuo ward	011-200-2658
	S2, W1, Chuo ward	011-223-7551
Ichijo-bashi Pharmacy	1-25 S1, E5, Chuo ward	011-251-1585
	Sapporo Drug Store	S1, W5, Chuo ward
Tsuruha Drug	11-16-25 Nishioka 4, Toyohira ward	011-588-6002
	6-1 Tsukisamu-Chuo, Toyohira ward	011-850-0850
	10-2-40 Tsukisamu-Nishi 2, Toyohira ward	011-859-5625
	7-220 Nishioka 3, Toyohira ward	011-859-5632

	the exchanges rate was EUR1 = JPY126, USD1 = JPY94; GBP1 = JPY143, AUD1 = JPY86
Elevation:	Service Park: 66m Average for Special Stages: 203m
Electricity:	100V at 50 cycles. Plugs are twin parallel pin-type, the same as are used in the USA.
Embassies & Consulates:	For a complete list of embassies and consulates in Japan and Japanese missions abroad see www.mofa.go.jp .
International Dialing:	The international dialing codes vary depending on which phone company is being used. It should be listed in the 'Information for Guests' book in hotels, or on the internet for mobile phones
Mobile Phones:	Japanese mobile phones work on a WCDMA, CDMA2000 or 3G operating system. GSM phones will not work.
Opening Hours:	Shops are open seven days a week, normally from 1000hrs until approximately 1900 hrs, some stay open later. Banks, government offices and the Post Office, however work Monday to Friday. Note: ATMs at banks and the Post Office are open on weekends, but under restricted hours as well.
Population:	Japan: 125 million Hokkaido: 5.68 million
Public Holidays	Monday 20 September and Thursday 23 September 2010
Rainfall :	Sapporo average in September:137.6 mm Tokyo average in September:208.5 mm
Sunrise (10.09.2010): Sunset (10.09.2010):	05:08 hrs 17:55 hrs
Tax:	Consumption tax is 5%, and as of April 2004 is included in the stated price of retail goods.
Temperature:	Average high temperature for September in Sapporo: 22.0 C Average high temperature for September in Tokyo: 26.8 C Average low temperature for September in Sapporo: 13.6 C Average low temperature for September in Tokyo: 20.7 C
Time Zone:	Standard Japanese time is GMT +9
Tipping:	Tipping is not customary in Japan.
Visas:	Currently, nationals of 62 countries do not require visas for short stays (usually up to 3 months). You are advised to check with the Japanese Embassy in your home country before commencing travel to Japan. Competitors requiring a letter of invitation from Rally Japan to obtain a visa should contact the secretary. For a list of Japanese Embassies abroad, see www.mofa.go.jp/about/emb_cons/over/ .
Water:	Normal tap water is drinkable. Some hotels also use non-drinkable, recycled water that is clearly marked as such.

There is more general information about travel to Japan at the Government Tourism website - <http://www.mofa.go.jp/link/visit.html>

21.2 Vehicle Rental - cars and trucks

The official vehicle supplier for Rally Japan is NIPPON Rent-a-car. A Vehicle Request Form is included in Appendix of Rally Guide 1 and this can be used to request a quote for rental vehicles. For more information on vehicles and vehicle hire rates, ask to NIPPON rent-a-car English Service Desk.

Special discount will be offered for reservations made through the Vehicle Hire Request form in Appendix D2 of Rally Guide 1.

For English, scroll to the bottom of the page at the following URL - <http://www.nrh.co.jp/travel/en/>

International information desk (English and Japanese language) NIPPON rent-a-car English Service Desk Tel: +81-3-3485-7196	Domestic information desk (Japanese language) NIPPON rent-a-car Reservation Centre Tel: 011-805-0921 Fax: 011-805-0920
--	---

Nippon rent-a-car	Official reservation site	http://www.nrh.co.jp/travel/en/
Nippon rent-a-car	Chitose Airport	0123-26-0921
Nippon rent-a-car	Near JR Sapporo Station	011-746-0919
Nippon rent-a-car	Shin Sapporo Station	011-896-0919

Other vehicle rental company

Toyota Rent-a-car	1 N5, E2, Chuo ward	011-281-2875	http://www.toyotarentacar.net/
Nissan Rent-a-car	Chitose Airport	0120-00-4123	http://www.nissan-rentacar.com/
Mazda Rent-a-car	1-20 N2, E2, Chuo ward	011-231-0118	http://www.mazda-retacar.co.jp

21.3 Airlines Address (in Sapporo, unless otherwise)

Airlines	Address	TEL	
ANA (National Flight)	N4, W4, Chuo-ku	011-726-8800	0570-029-222
ANA (International Flight)		011-281-1212	0570-029-333
JAL (National Flight)	2F N1, S3, Chuo-ku	011-232-3690	0570-025-071
JAL (International Flight)		011-232-1144	0570-025-031
Air France	Tokyo	03-3570-8577	
Air India	Tokyo	03-3568-0261	
Air NZ	Tokyo	03-5521-2727	0120-300-747
Alitalia	Tokyo	03-5166-9111	
American Airlines	Tokyo	03-3298-7677	
British Airways	Tokyo	03-3570-8567	
Cathay Pacific	Tokyo	03-5159-1700	
Finnair	Tokyo	0120-700-915	
Lufthansa	Tokyo	03-5750-5713	0120-051-844
Malaysian	Tokyo	03-5733-2111	
Qantas	Tokyo	03-3593-7000	

Scand. (SAS)	Tokyo	03-5400-2331	
Singapore Airlines	Tokyo	03-3213-3431	
Thai Airways	Tokyo	03-3503-3311	0570-064-015
United Airlines	Tokyo	03-3817-4411	
Virgin Atlantic	Tokyo	03-3499-8811	

21.4 Travel to and from Sapporo

21.4.1 To Shin Chitose Airport by Air

From Tokyo / Narita - Just a few direct flights are provided by JAL and ANA in a day. In many cases, you are required to move to Haneda Airport to catch domestic flight for Shin Chitose Airport. Taking an Airport Limousine bus from Narita Airport to Haneda Airport is the best way. The transfer costs JPY3,000 and the transportation takes 75 min. Tickets are available from the Airport Limousine / Information desk that is against the opposite wall as you come out of the arrivals hall. Keisei limited express or express trains are also available to move to Haneda other than the bus transportation.

From Tokyo / Haneda - 4 air companies - JAL, ANA, Air Do (ADO) and Sky Mark (SKY) have services between the two airports. In total there are more than 50 in a day. The flight time is approximately 1 and a half hours. Please note that there are some differences in air fares, the possible period of reservation and departure times between the companies.

From Osaka/Kansai - About 10 flights travel regularly every day from Osaka/Kansai to Shin Chitose Airport by JAL and ANA.

From other airports: There are 10 flights from international airports (Korea, China, Taiwan, Yuzhno-Sakhalinsk, Guam and others) and more than 30 flights from other domestic airports every day.

21.4.2 Tomakomai by ferry

From Tokyo / Mito: Shosen Mitsui Ferry company services between Tomakomai and Oarai (Mito) with 2 large ferryboats every day. It takes about 19hrs (Ex: Departure 1830 hrs arrives at 1330 hrs on next day). An express way is available to move from Tokyo to the nearest IC (Mito Oarai IC: Kita Kanto Express way) to Oarai bay.

From Tokyo / Sendai: Taiheiyo Ferry company services between Tomakomai and Sendai with some large ferryboats every day. It takes about 14hrs and 20 min (Ex: Departure 1900 hrs arrives at 0920 hrs on next day). An express way is available to move from Tokyo to the nearest IC (Sendai kou Kita IC) from the Sendai ferry terminal. There is about 10 min time distance between Sendai kou kita IC and the ferry terminal.

From Tohoku / Hachinohe: Silver Ferry company services between Tomakomai and Hachinohe (Aomori pref.) with 4 large ferryboats every day. It takes about 9hrs (Ex: Departure 1300 hrs arrives at 2200 hrs).

From Chubu / Nagoya: Taiheiyo Ferry company services between Tomakomai and Nagoya with some large ferryboats every day. It takes about 38hrs and 20 min via Sendai (Ex: Departure 1900 hrs arrives at

0920 hrs on after next day).

From Kansai / Tsuruga: Shin Nihonkai Ferry company services between Tomakomai Higashi and Tsuruga with some large ferryboats every day. It takes about 19hrs and 15 min (Ex: Departure 0115 hrs arrives at 2030 hrs).

From Tohoku / Nigata: Shin Nihonkai Ferry company services between Tomakomai Higashi and Sendai with 5 large ferryboats every week.

From Tohoku /Akita: Shin Nihonkai Ferry company services between Tomakomai Higashi and Sendai with 5 large ferryboats every week.

21.5 Access to Hokusho Kurotech Tsukisamu Dome and Sapporo Dome

21.5.1 From Shin Chitose Airport

Hokusho Kurotech Tsukisamu Dome (previously known as Tsukisamu Green Dome) is a located 2.5 km away from the Sapporo Dome.

There is a bus service from New Chitose Airport to the central Sapporo (takes approx. 70 min), which stops near the Sapporo Dome and the subway Fukuzumi station (10 minutes on foot to Hokusho Kurotech Tsukisamu Dome). The one way fare is JPY1000. There are 4 services an hour during the day time and the travel time to Fukuzumi station is approximately 40 min.

Japan Railways Co. has services between the JR Shin Chitose Airport Station and JR Sapporo Station for JPY1,040 (one way). In case of taking Airport express train, the travel time to Sapporo Station is about 36 min. The nearest station to Hokusho Kurotech Tsukisamu Dome and Sapporo Dome is Shin-Sapporo Station.

In case of taking a Taxi or hiring a car, take the Do-oh Express way from Chitose IC and then exit at Sapporo-Minami IC or Kita-Hiroshima IC.

[Shin Chitose Airport (JPN/ENG):<http://www.new-chitose-airport.jp>]

21.5.2 From JR Sapporo Station

Take the subway (Toho line) to the terminal station Fukuzumi. It takes about 13min with the cost of JPY 240. The time distance from the terminal station to Hokusho Kurotech Tsukisamu Dome and Sapporo Dome is about 10 min on foot. In the case of taking a taxi, it takes about 30 min.

21.5.3 From Tomakomai Bay

Take the Do-oh Express way from Tomakomai-Higashi IC, and then exit at Sapporo-Minami IC or Kita-Hiroshima.

In the case of coming from Tomakomai-Higashi Bay, Atsuma IC of Hidaka Express way is the nearest.

21.5.4 Express way

There is substantial express network in Do-oh region. Ususally, Sapporo-Minami IC or Kita-Hiroshima IC is the most convenient to reach Hokusho Kurotech Tsukisamu Dome and Sapporo Dome.
[NEXCO East Japan: <http://www.e-nexco.co.jp>]



JR Sapporo Station

Shin Chitose Airport

Sapporo Municipal Subway

21.6 Copying service

Copying service is available at all convenience stores (10 JPY/copy)

21.7 Telephones

Mobile Phones

The Japanese mobile phone network uses a different operating system to other systems that are in use globally. For example, GSM phones do not work in Japan. '3G' phones do work.

Since roaming service limitedly available, please confirm if your mobile phone and contracted company are possible for the service.

Roaming Service

- NTT-DOCOMO: <http://roaming.nttdocomo.co.jp/service/index.html>

Following are other options for mobile phone use if traveling from overseas:

Rent a phone at Narita Airport. See the following websites -

- | | |
|------------|---|
| NTT-DOCOMO | http://roaming.nttdocomo.co.jp/ |
| SoftBank | http://www.softbank-rental.jp/en/ |
| JAL-ABC | http://www.rental-mobile.com/en/domestic/ |

Pre-paid Phone

Buy a cheap handset and pre-paid phone card from any convenience store. The cost is approximately JPY4,000 for the handset and phone cards are available in a variety of JPY amounts. The cost of calls is JPY 85 (30 second to France in day time) international and JPY 2 per second for local calls.

- SoftBank: <http://mb.softbank.jp/mb/en/prepaid/>

Public Phones

International calls can be made from grey, or brown/green coloured public telephones located in hotels and passenger terminals. JPY1,000 notes are required to buy phone cards to use the phones. Vending machines for phone cards are always located close to the phones.

Internet Connections

Almost all hotels have internet connections from hotel rooms, or an outlet in their business centre. The grey and brown/green public telephones are also fitted with modem sockets, providing an inexpensive means of connection to the Internet. The brown/green type also has infra-red modem connection capability. Many cafes also have modem sockets.

Satellite Phone Rental

Renta Com Hokkaido	S1, E7, Chuo ward	011-222-2880
Hokkaido Mova Rental Centre	4-1 N1, E1, Chuo ward	011-207-1002

Mobile Phone Rental

Ply Daigo bldg.	6F 11 W5, Odori, Chuo ward	011-207-5166
Renta Com Hokkaido	S1, E7, Chuo ward	011-222-2880
Pupul	1-17-12 Hiraoka 10 Kiyota ward	011-896-7226

Contact the organisers about renting a phone locally in Sapporo. Details will be available closer to the rally.

21.8 Security Companies

Anzen Keibi	1-1-14, Misono 4, Toyohira ward	011-832-5660
Chukei	5F 4, S1, W7, Chuo ward	011-271-5933
Douto Keibi	2-2-12 Kikusui 2, Shiroishi ward	011-813-3650
So-go Keibi Hosho	1-1-36 Kiyota 1, Kiyota ward	011-888-4511
Sapporo Public Keibi Hosho	Fujii bldg. 5F 4, W11, Odori, Chuo ward	011-281-3521
Hokuto Keibi Hosho	Hokkaido Newspaper bldg. 5F 2-20 W20, Odori, Chuo ward	011-622-6330
Sassho Bisō Kogyō	Fukuyama Minami San-jo bldg. 2F 1001-5 S3, W10, Chuo ward	011-231-0731
Tosho Building Service	3F N1, W9, Chuo ward	011-271-5656

Please contact the Organisers if there is a need for special security services

21.9 Taxis

Ko-sei	2-22 N1, W21, Chuo ward	011-641-6000
Kinsei Jidousha	1-9-1 Kitano 1, Kiyota ward	011-881-8801
Ko-a Dai-ichi Kotsu	1-25 N24, E10, Higashi ward	011-731-2411
Myou-jyou Jidousha	7-1 S34, W11, Minami ward	011-731-2411
Manzoku Cab Co.	2-1-9 Yonesato 3, Shiroishi ward	011-873-0303

Asahi Kotsu	1 Nijyu-Yonken 4, Nishi ward	011-644-6644
Hibari Kotsu Kita	1-15 Hondori 19, Shiroishi ward	011-866-5432
Hinomaru Kotsu	36-186 N10, W19, Chuo ward	011-866-5432
Taiyo	4-7-5 Miyano-Sawa 2, Nishi ward	011-814-1050
Hiragishi	4-5-15 Hiragishi 2, Toyohira ward	011-831-8111
Hikari Kotsu	Kita 1-15 Hondori 19, Shiroishi ward	011-866-5432
Kotobuki	2-2-1 Kawazoe 5, Minami ward	011-572-6000
Link Up	7-1-16 Chuo 1, Shiroishi ward	011-846-9608
Azuma Kotsu	13-3-8 Hiragishi 1, Toyohira ward	011-814-1050
Daikoku Kotsu	769-3 Shinko-Nishi 1, Ishikari city	011-741-6000
Hello Taxi	4-1-8 Tsukisamu-Higashi 1, Toyohira ward	011-222-8686

21.10 Transporters

Urban corporation	Toyohira ward, Toyohira 1-2, 1-12	011-816-5710
Furubayashi Road service	Kiyota ward, Kitano 2-2, 14-18	011-882-0080
Rescue Sapporo	Atsubetsu ward, Nishi 2-3, 7-10	011-898-0026
North japan rescue	Minami ward, Fujino 2-8, 8-5	011-593-0049
Road Service	Higashi ward, North 23, East 1, 3	011-712-0005
Hokkaido Road Service	Atsubetsu ward, Atsubetsu West 3-5, 4-27	011-892-0120
Winebar King Center	Central ward, South 4, East 5	011-241-0190
Autocarrier Service	Shiroishi ward, Kawakita 2327	011-874-0205