

2010

Rally JAPAN

10 > 12 SEPTEMBER



Sapporo Odori Park

2010			
-------------	--	---	---



Rally Guide 1

Rally Permanent Secretariat

2nd Floor, Homei Building
Minami 4-9, Nangodori 19
Shiroishi-ku, SAPPORO
HOKKAIDO 003-0022
JAPAN

Tel: +81 (0) 11-864-2003; Fax: +81 (0) 11-864-1192

This document has no regulatory power, except if referred to specifically in the Supplementary Regulations or a Bulletin and therefore should be used as a guide only. For regulations, please refer to the FIA International Sporting Code and its appendices, the 2010 FIA World Rally Championship Regulations and the Rally Japan Supplementary Regulations and Bulletins.

ATTENTION!

There are some road rules in Japan that differ from international standards, but that will be strictly enforced. In particular:

Road signs generally comply with the international system, with the exception of stop signs which are an inverted triangular shape (similar to 'Give Way' signs in other countries).

All cars must stop at EVERY railway crossing and watch for trains, before proceeding.

Don't exceed the speed limit which is 40km/h in built up areas, unless otherwise indicated, and 60km/h elsewhere. Speed limits on expressways are 70km/h or 100km/h depending on conditions.

Also, international visitors should be aware that a valid Japanese license or International Driving Permit is required for driving on public roads. International Driving Permits MUST be issued under the 1949 Geneva Traffic Convention and this will be stated on the front of the document. Please contact the organisers if you are unable to obtain such a license. German, French, Swiss, Italian, Belgian or Taiwanese driving license holders may request a translation of their license from JAF. The combination of this translation and your driving license is valid as an alternative to the 'Geneva Convention' International Driving Permit. Except the above driving license holders will be required to switch your license to Japanese one (Gaimen Kirikae).

The detail of Gaimen Kirikae is on the website:

<http://www.jaf.or.jp/e/switch.htm>

See article 8 for more detail.

Table of Contents

1 Introduction / Welcome		9 Helicopters	
1.1 Introduction from Chairman	6	9.1 Registration procedure / information	23
1.2 Event Overview	7	9.2 Contact details	23
1.3 Information about Sapporo/Japan	8		
2 Contact details		10 Hospitality arrangements	
2.1 Permanent Contact Details	9	10.1 Contact details	24
2.2 List of key officials	9		
2.3 Rally HQ Contact Details	10	11 Hotel / accommodation reservation	
2.4 Media Contact Details	10	11.1 List of hotels	24
		11.2 Official travel agent	25
3 Programme and critical deadlines		11.3 Form for reservations and booking procedures	25
3.1 Schedule before the rally week	11		
3.2 Schedule during the rally week	12	12 Reconnaissance	
		12.1 Registration	26
4 Entry details		12.2 Reconnaissance schedule	26
4.1 FIA titles for which the rally counts	14		
4.2 Number of entrants accepted and classes	14	13 Scrutineering, marking and sealing	26
4.3 Entry fees and Payment details	14		
4.4 Entry packages	15	14 Shakedown	27
4.5 Additional material	15		
		15 Start procedure	27
5 Service Park		16 Finish procedure	27
5.1 Information about the Service Park	16	17 PR activities and other functions	27
5.2 Facilities in the Service Park	16		
5.3 Service Park guidelines	17	18 Media	
5.4 Light Fitting Zone	17	18.1 Contact details before the event	28
		18.1.1 Media Centre	28
6 Two-Way Radio	18	18.1.2 Manufacturers room	28
		18.2 Media Accreditation guide	29
7 Fuel and Tyres		18.2.1 National Media	29
7.1 Fuel	18	18.2.2 International Media	29
7.1.1 General arrangements	18	18.2.3 TV, Radio and Electronic media Accreditation	29
7.1.2 FIA fuel order	18	18.2.4 Photographers' Accreditation	30
7.2 Tyres	19	18.2.5 Principles	30
7.2.1 Tyres Supplier	19	18.2.6 Documentation to be submitted with each application	30
8 Import of vehicles and parts, Driving			
8.1 National laws / customs clearance	19		
8.2 Vehicle regulations	20		
8.3 The condition for driving in Japan	21		
8.4 Difference of Rules of the road	21		

19 Passes and Plates	31
20 Medical and Safety Services	31
21 List of useful facts and Services	
21.1 Fast Facts	31
21.2 Vehicle Rental - cars and trucks	32
21.3 Airlines Address	33
21.4 Travel to and from Sapporo	34
21.4.1 To Shin Chitose Airport by Air	34
21.4.2 Tomakomai by ferry	34
21.5 Access to Hokusho Kurotech Tsukisamu Dome and Sapporo Dome	35
21.5.1 From Shin Chitose Airport	35
21.5.2 From JR Sapporo Station	35
21.5.3 From Tomakomai Bay	35
21.5.4 Express way	36
21.6 Telephones	36
21.7 Security Companies	37
21.8 Taxis	37
APPENDICES	39
Appendix A Itinerary	
A.1 Itinerary	40
A.2 Itinerary compared with previous 2008	43
Appendix B Map	
B.1 Overview map	44
B.2 Map of Hokkaido	45
B.3 Map of central Sapporo	46
Appendix C Drawings and Layouts	
C.1 Service Park Layout	47
Appendix D Forms	
D.1 Fuel order form	48
D.2 Vehicle hire request form	50
D.3 Entry booklet	52
D.4 Helicopter registration form	56
D.5 Accommodation booking form	57
D.6 Two-way radio registration request form	59
Appendix E About ETC	60

The Scenes of Sapporo City



- ① Sapporo Clock Tower ② Susukino (Downtown Sapporo) ③ Sapporo TV Tower ④ Hokkaido Jingu Shrine
- ⑤ A night view of Sapporo from Asahiyama Memorial Park ⑥ The former Government office of Hokkaido
- ⑦ A row of maidenhair trees in Hokkaido University ⑧ Houheikyou valley ⑨ Hitsujigaoka Hill

1. Introduction / Welcome

1.1 Introduction from Chairman, Organising Committee

Welcome to Rally Japan 2010.

After two-years break we are very glad to be back to run the sixth edition of Rally Japan in the central part of Hokkaido. The last event, which attracted the attention of the rally world by the unique Super Special Stage held inside of the Sapporo Dome stadium, was a great success. This year we are aiming at holding an even better organized rally, setting new event environmental approach standards for the whole championship.



The competition will start in Sapporo, with Days 1 and 2 run around the cities of Tomakomai, Chitose and Eniwa. On Day 3 the route goes to the towns of Sunagawa, Bibai and Naie. This year we have managed to create an even more compact route incorporating highways. Again, we will use the world-famous Sapporo Dome as the base for the Super Special Stage. The course of the Stage, however, has been modified to make it even more challenging and technical for the drivers and more fun to watch for the spectators. The HQ, which was also located at the Sapporo Dome last time, has been moved to the near located Hokusho Kurotech Tsukisamu Dome. This will allow the spectators to use the Sapporo Dome parking lot, which was not possible in 2008. We will also set up a larger merchandising area at the Service Park.

At the Sapporo Dome spectators will be able to enjoy another merchandising area and while the rally competition is out in the stages they will also have a chance to see some events involving the new eco-friendly vehicles. Rally Japan will become a showcase for the Japanese manufacturers, giving the spectators a chance to see the future of the automotive industry.

As always, Rally Japan enjoys the great support from the people of Hokkaido, the volunteers, who come to help from all over the country, and of course the FIA and JAF officials. I would also like to thank those, who made the use of the Sapporo Dome possible this year.

With the recent worldwide economic recession these are challenging times for all events, however, we believe it gives us a perfect chance to create a new look for WRC. We will do our best to live up to the expectations of the fans and officials who have been supporting us so far. We look forward to seeing all of you around the Rally Japan stages in September!

田畑邦博

Organising Committee Chairman
TABATA Kunihiko

1.2 Event overview, including brief history

2008 Winner			
D river	Mikko HIRVONEN		
C o-driver	Jarmo LEHTINEN		
E ntrant	BP Ford Abu Dhabi WRT		
V ehicle	Ford Focus WRC 07		
2007 Winner			
D river	Mikko HIRVONEN		
C o-driver	Jarmo LEHTINEN		
E ntrant	BP Ford WRT		
V ehicle	Ford Focus WRC 07		
2006 Winner			
D river	Sebastien LOEB		
C o-driver	Daniel ELENA		
E ntrant	Kronos Total Citroen WRT		
V ehicle	Citroen Xsara		
2005 Winner			
D river	Marcus GRONHOLM		
C o-driver	Timo RAUTIAINEN		
E ntrant	Marlboro Peugeot Total		
V ehicle	Peugeot 307 WRC		
2004 Winner			
D river	Peter SOLBERG		
C o-driver	Phil MILLS		
E ntrant	555 Subaru World Rally Team		
V ehicle	Subaru Impreza WRC 2004		

The first WRC event took place in Japan in 2004. After being held in Tokachi region of Hokkaido four times, Rally Japan moved to the island's biggest city – Sapporo, in 2008. The last event attracted the record number of spectators – 540.700 people, thus making it the most visited motorsport event in the country.

After taking a break in 2009 due to the change in the FIA regulations, Rally Japan returns in 2010 to be

held for the sixth time. Once again, the rally route is set out in the central part of Hokkaido, the Do-oh region. The stages are located around six cities and one town – Sapporo, Chitose, Eniwa, Tomakomai, Sunagawa, Bibai and Naie. The areas around Sunagawa and Naie will be used for the first time.

During the 2008 event Sapporo Dome became the ‘hub’ of the rally, with all main facilities located there. This year, however, the HQ and the Service park will move to the Hokusho Kurotech Tsukisamu Dome, located approximately 2.5 km away from the Sapporo Dome. The rally HQ, the media centre, the scrutineering site and the Service park will all be located at this 120 thousand square meters facility. Sapporo Dome, a state-of-the-art weatherproof stadium with a sitting capacity of almost forty-three thousand, will once again host the Super Special Stage. A course with a jump and a tunnel will be built on the arena giving the spectators a chance to enjoy the world’s only simultaneous two-cars rally competition under a roof. The Super Special Stage will be the rally opener on Thursday and will be held everyday of the rally, four times in total. Since the parking lot of the Sapporo Dome will not be used this year there will be sufficient space for the spectators’ cars.

One more change for 2010 is the use of the new spectator-oriented stage in Sunagawa instead of the one near the New Chitose airport in 2008. The Sunagawa stage is often used in All Japan Dirt trial Championship (Japanese unique motorsport) and other motorsport events. It has a lot of areas for spectators to and a better road surface.

Those who come to watch the rally at the Sapporo Dome will also be able to enjoy a variety of events involving eco-friendly cars.

1.3 Information about Sapporo / Hokkaido

Hokkaido is the northernmost island of Japan, and has a population of 5.63 million. Comparing the population density to the main island of Honshu, Hokkaido has 67 people per square km and Honshu has 334 per square km, so it is relatively sparsely populated. The island has vast areas of forest, mountains and agricultural land.

The area is relatively recently settled by the ethnic Japanese, who came up from the south approximately 200 years ago. Local demographics followed a pattern set in other countries, where the local indigenous population declined. The indigenous people are called AINU and are believed to have come down the Kamchatka Peninsula from Siberia. Names of the most cities and towns in Hokkaido derive from the language of the indigenous people of the area – the Ainu. All of the Special Stage names are also based on the Ainu language.

It is located north of the Korean peninsula, though surprisingly in latitude is similar to Rome and south of Great Britain. It is affected by the south flowing current of the Pacific Ocean, which brings long and cold winters. Also there is some effect from the summer typhoons, although this is usually only rainfall. The Do-oh region, which includes Sapporo, is located on the Ishikari plains. There are two mountainous ranges in the area - one in the east and another in the southeast part.

Sapporo city is one of the Japan's major cities with the fifth biggest population of 1.89 million people. It hosted the winter Olympic Games in 1972. In 2008 the G8 Summit was held near Lake Toya, Not so far from Sapporo.

Do-oh region has very good transport infrastructure. For example, Shin-Chitose Airport, the closest international airport from the city, is used by more than 18 million people a year. From here planes fly to more than 30 national and 10 international airports.

The city of Tomakomai, where some of the stages are located, is a large sea port capable of accepting large international oil tankers and sea ferries from all over Japan. Expressways connect Sapporo, Shin-Chitose and Tomakomai.

Map of Hokkaido – see Appendix B

2. Contact Details





2.1 Permanent contact details

Rally Japan has offices in different locations. Following are contact details and general areas of responsibility for the main offices. Please note that the generic website and email address is the same for all offices before and during the event and these are www.rallyjapan.jp; and info@rallyjapan.jp. Opening hours are generally 1000 - 1900hrs. Mailing address and delivery address are the same.

Office

<ul style="list-style-type: none"> Activities Overall operational responsibility Route planning National and International media Enquiries from Japanese competitors Liaison with authorities Liaison with manufacturer teams and other International competitors FIA liaison Liaison with international WRC third parties Marketing 	<p>Contact details</p> <p>Sapporo Office (Permanent Secretariat) 2nd Floor, Homei Building Minami 4-9, Nagodori 19 Shiroishi-ku Sapporo Hokkaido JAPAN 003-0022 Tel:+81(0)11-864-2003;Fax:+81(0)11-864-1192</p> <p>Obihiro Office 19-1, Satsunaikyoei-machi Makubetsu-cho Nakagawa-gun Hokkaido JAPAN 089-0538 Tel:+81(0)155-28-3101</p>
--	--

2.2 List of key officials, their functions and e-mail addresses

	Mr. Kunihiro TABATA		Mr. Ryuji MAKITA
	Chairman, Organising Committee		Clerk of Course
	Tabata-p@rallyjapan.jp		Makita@rallyjapan.jp
	011-864-2003		090-3117-4789
	Lang: Japanese		Lang: Japanese
	Mr. Dmitry (Dima) KRIVTSOV		Dr. Takeshi NODA
	Deputy Clerk of Course		Chief Medical Officer
	dima@rallyjapan.jp		info@rallyjapan.jp
	090-2077-6302		
	Lang: Russian, English, Japanese		Lang: Japanese

	Ms. Miyuki CHUJO Media Officer media@rallyjapan.jp Lang: Japanese, English		Mr. Kazuyoshi KATO National Media Officer media@rallyjapan.jp 090-3390-7650 Lang: Japanese
	Mr. Norimitsu SUDO Secretary General sudo@rallyjapan.jp 090-3772-6253 Lang: Japanese		Mr. Shingo TAKASHIMA Secretary takashima@rallyjapan.jp 090-1340-9989 Lang: Japanese, English
	Mr. Akira YONEZAWA Chief Safety Officer yonezawa@rallyjapan.jp 090-3110-0896 Lang: Japanese		Mr. Hiroshi YONEMORI Chief Scrutineer scrutineer@rallyjapan.jp 090-2792-7724 Lang: Japanese
	Ms. Mieko NIINO Event Accountant niino@planning-for.co.jp 011-864-2003 Lang: Japanese, English		Ms. Mieko TABATA Officials' Coordinator Tabata-m@rallyjapan.jp 011-864-2003 Lang: Japanese

2.3 Rally HQ Contact details

Rally Headquarters will be located at Hokusho Kurotech Tsukisamu Dome in Sapporo. The Media Centre and the Service Park will be located there too, thus, making it a very spectator friendly area. Hokusho Kurotech Tsukisamu Dome is located 2.5 km away from the Sapporo Dome. Contact details are:

062-0053

Hokusho Kurotech Tsukisamu Dome

Hokkaido, Sapporo, Toyohira-ku, Tsukisamu 3 Jo 11 Chome, 1-1

Tel: 011-TBA Fax: 011-TBA

2.4 Media contacts before the Rally

Media Officer: Ms. Miyuki CHUJO

National Media Officer: Mr. Katsuhiko AMANO, Mr. Kazuyoshi KATO,

Rally Japan Competition Secretariat Media Office

Minami 4-9, Nangodori 19, Shiroishi-ku

Sapporo Hokkaido JAPAN 003-0022

Tel: 011-864-2003 Fax: 011-864-1192

E-mail: media@rallyjapan.jp Website: www.rallyjapan.jp

3. Programme and critical deadlines

3.1 Schedule before the rally week

Wednesday 23 June		
10:00~	Opening Date for Entries	Permanent Secretariat
10:00~	Opening Date for media accreditation applications	Permanent Secretariat
Friday 9 July		
10:00~	Supplementary Regulations published	Permanent Secretariat
Monday 9 August		
18:00	Closing Date for Entries	Permanent Secretariat
Wednesday 11 August		
18:00	Closing Date for local media accreditation applications	Permanent Secretariat
Thursday 12 August		
10:00~	Issuing of Rally Guide 2	Permanent Secretariat
10:00~	Issuing of the Road Book and Route Map	Permanent Secretariat
18:00	Submission the list of entries to FIA	
Wednesday 18 August		
18:00	Deadline for ordering FIA fuel	Permanent Secretariat
18:00	Deadline for ordering extra material and equipment	Permanent Secretariat
18:00	Deadline for ordering pump fuel from the organizers	Permanent Secretariat
18:00	Deadline for submitting Accommodation Booking Forms	Permanent Secretariat
18:00	Closing date for International media accreditation applications	FIA
Monday 23 August		
18:00	Publication of seeded entry list	www.rallyjapan.jp
Wednesday 25 August		
18:00	Closing date for helicopter registration	Permanent Secretariat
18:00	Closing date for Co-driver details	Permanent Secretariat
Wednesday 1 September		
18:00	Posting of layout for teams' allocated service areas	Permanent Secretariat
Saturday 4 September		
09:00~	Opening of Service Park for competitors	Service Park

2010

3.2 Schedule during the rally week

Sunday 5 September

13:00~	Opening of Rally Headquarters (Rally HQ)	Hokusho Kurotech Tsukisamu Dome
13:00~19:00	Opening hours for Rally HQ	Rally HQ
13:00~	Official Notice Board displayed	Rally HQ (Outside Competition Secretariat)

Monday 6 September

09:00~19:00	Opening hours for Rally HQ	Rally HQ
09:00~19:00	Registration for reconnaissance [Competitors may complete Administrative Checks at the same time as recce registration, if they wish. In this case, please nominate 'Monday' as the day and the preferred time, on the Entry Booklet.]	Competition Secretariat
17:00~19:00	Collection of tracking devices for reconnaissance (Nominated drivers)	Competition Secretariat

Tuesday 7 September

08:00~19:00	Opening hours for Rally HQ	Rally HQ
08:00~	Start of reconnaissance	See recce Schedule
09:00~19:00	Competitor registration, administrative checks and collection of material	Competition Secretariat
14:00~19:00	Media accreditation	Outside the Media Center
17:00~19:00	Collection of FIA Tracking devices	Competition Secretariat
18:00	Posting of Scrutineering schedule	Official Notice Board

Wednesday 8 September

08:00~22:00	Opening hours for Rally HQ	Rally HQ
08:00~22:00	Opening hours for Media Centre	Media Centre
08:00~21:00	Media accreditation	Outside the Media Center
08:00~16:00	Reconnaissance continues	See recce schedule
09:00~21:00	Scrutineering - marking and sealing (time for P1 vehicle certification and component sealing to be agreed with FIA Technical Delegate)	Hokusho Kurotech Tsukisamu Dome
16:00	WRC Team Managers' meeting	Stewards Meeting Room

Thursday 9 September

07:00~22:00	Opening hours for Rally HQ	Rally HQ
07:00~22:00	Opening hours for Media Centre	Media Centre
07:00~21:00	Media accreditation	Outside the Media Center
08:00~10:00	Shakedown for P1 and P2 drivers	Sapporo SSS
10:00~12:00	Shakedown for P1, P2 and P3 drivers	Sapporo SSS
13:00~	Helicopter Pilots' briefing	TBA
13:30~	Pre-event FIA media conference, followed by P3 media conference	Media Centre

2010

15:00~	First Stewards' meeting	Stewards Meeting Room
16:00	Publication of Start List for Day 1	Official Notice Board
16:30~17:30	Rally Show	TBA
18:20~	Start of Day 1	

Friday 10 September

08:00~22:00	Opening hours for Rally HQ	Rally HQ
08:00~22:00	Opening hours for Media Centre	Media Centre
09:00~	Start of Day 1 Section 2	Service Park
19:50~	First car into overnight parc ferme	Service Park
22:00	Publication of start list for Day 2	Official Notice Board

Saturday 11 September

08:00~22:00	Opening hours for Rally HQ	Rally HQ
08:00~22:00	Opening hours for Media Centre	Media Centre
09:00~	Start of Day 2	Service Park
19:50~	First car into overnight parc ferme	Service Park
22:00	Publication of start list for Day 3	Official Notice Board

Sunday 12 September

05:30~20:00	Opening hours for Rally HQ	Rally HQ
05:30~23:00	Opening hours for Media Centre	Media Centre
06:10~	Start of Day 3	Service Park
15:00~	Finish ceremony and prize giving	Hokusho Kurotech Tsukisamu Dome
15:30~	Post event scrutiny	Hokusho Kurotech Tsukisamu Dome
16:00~	FIA final media conference, followed by P3 media conference	Media Centre
18:00	Publication of final provisional classifications	Official Notice Board

Monday 13 September

09:00~12:00	Opening hours for Rally HQ	Rally HQ
09:00~12:00	Opening hours for Media Centre	Media Centre
09:00	Issuing of Results Books	Competition Secretariat
12:00	Rally HQ and media centre close	Hokusho Kurotech Tsukisamu Dome

4. Entry Details

4.1 FIA Titles for which the rally counts

FIA World Rally Championship for Drivers & Co-drivers
 FIA World Rally Championship for Manufacturers
 FIA WRC Cup for Teams
 FIA Production car World Rally Championship for Drivers & Co-drivers
 FIA Super 2000 World Rally Championship for Drivers & Co-drivers

4.2 Criteria for acceptance of entries

Entrants, drivers and codrivers of any nationality holding the appropriate international competition license may enter Rally Japan. Overseas competition license holders must hold an authority from their ASN or obtain its stamp on their entry form.

The maximum number of entries is 90. For FIA Non Priority drivers, entries will not be confirmed until after the closing date. If the maximum number is exceeded then the decision on acceptance of entries is at the discretion of the Organisers. Generally the decision will be based on the seeding information provided on the competitor entry form.

4.3 List of entry fees (payment of entry fees)

FIA Manufacturer Teams & WRC Teams	as per FIA regulations
Production Car World Rally Championship competitor	as per FIA regulations
Super 2000 World rally Championship competitor	as per FIA regulations
Legal Entity	
With the Organisers optional advertising	JPY300,000
Without the Organisers optional advertising	JPY500,000
Privateer	
With the Organisers optional advertising	JPY250,000
Without the Organisers optional advertising	JPY350,000

A 'Legal Entity' entry is when neither the driver nor codriver is the entrant.

All entry fees are to be paid by bank transfer to the following account:

Bank Name: Hokkaido Bank	
Bank Branch: Ryutsu Centre Mae	Account Number: 0991653
Account Name: Rally Japan	Swift Code: HKDBJPJT

4.4 Entry packages

The Entry Form for Rally Japan will be published on the Rally Japan website. In addition to this, in the Appendix to this document is an Entry Booklet. While this is not compulsory, it will assist the Organisers if competitors other than the WRC Manufacturers and Manufacturer teams complete this and return it to the Rally Secretariat. Competitors need only complete the sections that apply to their entry.

It is Rally Japan policy that Rally Guide 1 and 2 and the Supplementary Regulations be primarily available on the Rally Japan website - www.rallyjapan.jp. Agreements are in place for the FIA, FIA Manufacturers, WRC teams and PWRC / SWRC competitors to be sent hard copies. If a hard copy is required by anyone else then please feel free to contact the Organisers.

Items	Manufacturer (2 Cars)	WRC Team		PWRC SWRC	Others
		2 Cars	1 Cars		
Vehicle Plates					
VIP (or guest) vehicle plates	10	8	4	1	-
Service vehicle plates	6	4	2	1	2
Auxiliary vehicle plates	12	8	4	2	-
Administration and Passes					
Regulations	10 (10)	6 (6)	3 (3)	2 (2)	
Road book sets	12 (8)	6 (6)	3 (2)	3 (2)	2
Rally Guide 2	12 (8)	8 (6)	4(2)	3 (2)	
Route maps	12 (8)	8 (6)	4(2)	5 (2)	2
Programme	15 (-)	10 (-)	5 (-)	5 (-)	1
Result books	1 (1)	1 (1)	(1)	1 (1)	1 (1)
CD of Safety Plan	1 (-)	-	-	-	-
Team passes (if required)	30	20	10	-	8
Guest passes	2	2	1	1	-
Recce Materials	2	2	1	1	1
Competition Numbers	2	2	1	1	1
Optional Advertising	-	-	-	1	1

* '()' means that copies will be mailed / couriered to Team Manager

4.5 Additional material

Additional material can be purchased from the Rally Secretariat as follows. A full list of items that can be ordered through the Organisers is provided in Entry Booklet in Appendix D.3.

5. Service Park

5.1 Information about the Service Park

There will be one central Service Park adjacent to the Hokusho Kurotech Tsukisamu Dome (N43 01.640' E141 24.746') where HQ and Media Centre are also placed. All surface is asphalt. There is limited infrastructure built into the area, and the Organisers can provide additional facilities.

Bump into the Service Park will be from Saturday 4 September.

5.2 Facilities at the Service Park

General facilities available at the Service Park are as follows:

- Public toilets
- General lighting
- Rubbish collection
- Water taps for shared use
- 5 x 10m space per competitor, unless agreed otherwise. If competitors have a special requirement for space, due to large service vehicles or a sea container they should contact the Organisers. FIA Manufacturers, WRC teams and PWRC / SWRC teams will have a separate Service Park Administrative package.

The following facilities and services can be ordered through the Organisers for use in the Service Park. These items can be ordered using the order form that is included in the Entry Booklet in Appendix D 3.

Item	Description
Portable toilet	Pump toilet, cleared regularly.
Portacabin	2.5 x 7m; with 100V power
Refridgerator	Size approximately the same as a vending machine.
All weather tent * (without walls)	5.4m x 7.2 m; walls can be ordered by the metre.
Table and/or chairs	Bench style table, 45cm wide. Stackable, portable chairs.
Generator	20kVA 100V
Generator	2kVA 100V
Forklift	Max weight 2 tons.
Temporary partitioning	1m wide panels

* The tent prices include the price of the weights. Thus, the price may vary depending on the amount of weights necessary. Please refer to the organiser for more details.

All tents (own or provided by the organiser) must be fixed by using weights only. The use of pegs, crampons or other tools to fix the tents on asphalted surface is strictly forbidden. Therefore, when bringing own tents please make sure to have significant number of weights in case of strong wind.

Booking Conditions

To guarantee delivery, all items must be ordered by Wednesday 18 August. Goods ordered will be delivered to the Service Park on or before the stated 'start date' and collected on Monday 13 September.

Credit card details are required, regardless of method of payment, and will be used for payment if the items are not returned. There will be a small fee for transport in addition, the amount depending on overall orders for the event and what type of truck is used to deliver the equipment.

5.4 Service Park Guidelines

The following is in addition to the Article 47 of the WRC Sporting Regulations 2010.

- * Competitors may bring their auxiliary vehicles into the Service Park, as long as they can park them within their designated area. Otherwise these vehicles must be taken to the auxiliary parking area adjacent to the Service Park. Two service vehicle plates will be issued per competitor. Extra auxiliary plates can be ordered for JPY30,000. To allow access to the Service Park all vehicle passes, including Service and Auxiliary vehicle passes must be displayed on the top of the front windscreen on the passenger's side.
- * Credential passes must be worn in all areas in the Service Park, except spectator areas.
- * All vehicle traffic will be in the directions shown on the maps. All those who are travelling in the Service Park by vehicle must obey the directions of event marshals.
- * Please separate burnable rubbish (e.g. food scraps and paper) from non-burnable rubbish (such as plastics) and deposit in the appropriate bins provided. For items regarded as hazardous waste, such as used oil, filters and tyre grooving waste, a central bin will be provided.
- * All power cables and junction boxes are for existing lighting only and are not to be used by service crews (unless authorised by the Service Park Commander).
- * Carwash - a rally car washing service is provided at every return to service in a vehicle wash area within the Service Park.

5.5 Light Fitting Zones

See Supplementary Regulations.



6. two-way radio



The use of two-way radios is strictly controlled in Japan. Those wishing to use two-way radio communication equipment should complete the Form in Appendix D.6, with details of the frequency, model number and the transmission output of the radio. This information is required at the Rally Permanent Secretariat at least three months prior to the rally. Some two-way radios may not be used in Japan depending on frequency and transmitting output.



7. Fuel / Tyre



7.1 Fuel

7.1.1 Fuel / refueling regulations

The following is for guidance only, and competitors should refer to the 2010 FIA WRC Sporting Regulations Article 59 and Supplementary Regulations

Refuel areas: Day 1: Chitose city and Sappro Service Park
Day 2: Tomakomai city and Sappro Service Park
Day 3: Sunagawa city and Sapporo Service Park

All FIA Priority drivers must use FIA fuel.

A single pump fuel will be available via a centralised service for those not using FIA fuel. The order form for the non-FIA fuel, available through the centralised fuel service, will be available on the Rally Japan website.

7.1.2 How to order fuel

All Priority drivers must use the FIA fuel. The supplier appointed by the FIA is Petrochem Carless, which has authorized Vital Equipment Ltd to carry out fuel ordering services.

Non Priority drivers may use either FIA fuel following the same conditions and rules as the Priority drivers, or commercially available fuel, dispensed only from pumps at filling stations nominated in the Road Book. For environmental and safety reasons no refueling is allowed in the Service Park (no refuel from cans, drums or similar).

The cost of the FIA fuel including taxes and refuel services is 4.63 euro per litre, dispensed into rally cars. All competitors using FIA fuel must place their fuel order no later than 18 August, 2010. The order form must be e-mailed to wrcfuelorder@vitalequipment.co.uk or faxed to +44 1981 241169

The order form issued by Carless-Vital Equipment is available at www.rallyjapan.jp

Payment details by Bank transfer to:

Owner of account: Petrochem Carless Ltd re World Rally

Deposit Bank: Lloyds TSB bank

Code: 30-00-09

Accounts No: 86350201

IBAN: GB 94 LOYD 3000 0986 3502 01

SWIFT: LOYDGB21013

It is a condition of supply that must be received in full before delivery can be made.

The balance for the non-used fuel will be cleared after the rally.

7.2 Tyre

The type of tyre to be used for Rally Japan will be stated in Articles 60, 61, 62, Appendix V, of 2010 FIA WRC Sporting Regulations and Supplementary Regulations

7.2.1 Tyre Supplier

All drivers entering a 4WD car must use the tyres specified by the FIA. Pirelli has been nominated by the FIA as the single tyre supplier to distribute the tyres for the Championship.

Competitors are NOT required to order their tyres from the supplier; the rally entry list will be used for this purpose. Specific queries however may be addressed to:

Pirelli Pneumatici S.p.A.
 Attention Mr Mario sola
 Rally Manager
 Viale Sarca, 222
 I- 20126 Milano - Italy
 Tel: +39 02 6442 5919
 Fax: +39 02 6442 9291
 Mobile phone: + 39 335 1338601
 E-mail: mario.isola@pirelli.com

8. Import of vehicles and spare parts

8.1 National laws / customs clearance

As internal shipping and freight charges can be expensive, Rally Japan organisers recommend that all sea freight be imported through the closest Port of Tomakomai. Customs authorities of Hokkaido are familiar with customs procedures for overseas team competing at Rally Japan. Container transportation from Tomakomai to the service park takes about one hour.

The general principles of customs clearance are as follows:

(1) **FIA CARNET** is required and mandatory for all overseas registered cars that are to be driven on the public roads in Japan i.e. rally car, recce car, service van, other cars. The CARNET will be provided by each country's ASN. A carnet certification document will be provided by JAF. that serves as temporary compliance and this should be carried with the CARNET within the vehicle. Every automobile (including rally cars and every foreign registered vehicle) which is driven on public road in Japan has to be covered by Jibaiseiki which is a compulsory insurance.

Note: When a temporarily imported vehicle is registered in a country that is not a party to the 1949 Geneva Convention, it must be inspected and registered in Japan on arrival, even if imported under **FIA CARNET**. The inspection requires time and payment of a fee. For more information please contact

KURIBAYASHI Co. Ltd. (details below).

(2) **ATA CARNET** can be used for the following - for tools/parts/tyres (these are re-exported), and promotional items. All of the items imported under **ATA** Carnet are to re-exported after the rally. Even if it is temporary, the import of Contraband goods is prohibited.

(3) **PRO FORMA INVOICE** - please check with the Organisers or your freight agent on use of pro-forma invoices.

You are required to submit the required documents when you get the special permits which are required for the importation of hazardous goods such as high pressure gas cylinders, and for medical supplies. You are also required to arrange the importation of the items by yourself.

It is recommended that anyone wishing to import vehicles and goods for Rally Japan contact the official freight agents for Rally Japan

KURIBAYASHI & Co., Ltd. Tomakomai Branch
13-16, Motonakano-cho 2-chome, Tomakomai, 053-0005 Japan
Tel: +81 (0)144-32-3511 Fax: +81 (0)144-36-6839
Mr Jungo KONO: kouno@kurinet.co.jp Mr Katsuyuki KOBAYASHI: kat-kobayashi@kurinet.co.jp_

8.2 Vehicle regulations

Vehicles temporarily registered for Rally Japan have to comply with the Japanese Road Vehicles Act and the Japanese Road Traffic Law and the provision of the JAF National Sporting Regulations for Vehicles (lighting devices, noise generated by the car, etc) except when Appendix J of the FIA International Sporting Code differs.

For vehicles that are not already registered in Japan, two documents are required and must be carried in the vehicles and a third is recommended for competition vehicles:

(a) A translation of the Carnet certification document, issued by JAF and distributed by the Organisers. This document serves as a temporary vehicle compliance document. For rally cars this is included in the entry fee, however for other vehicles a small processing fee will be charged

(b) 'Jibaiseki'. It is a compulsory insurance. So, every automobile (including rally cars and every foreign registered vehicle) which is driven on public road in Japan has to be gotten it. A fee of approximately JPY6,000 will apply for other vehicles that are not registered in Japan.














(c) Rally car insurance in Third party insurance. This is recommended for rally cars and recce cars. The fee is approximately JPY20,000 depending on engine size.







The Entry Booklet in Appendix D contains a section on importing vehicles. Vehicle details are required for documents (b) and (c) above.

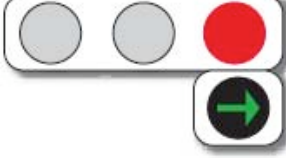

8.3 The condition for driving in Japan

International visitors should be aware that a valid Japanese license or International Driving Permit is required for driving on public roads. International Driving Permits MUST be issued under the 1949 Geneva Traffic Convention and this will be stated on the front of the document. Please contact the organisers if you are unable to obtain such a license. Swiss, German, Italian, Belgian, French or Taiwanese driving license holders may request a translation of their license from JAF. The combination of this translation and your driving license is valid as an alternative to the 'Geneva Convention' International Driving Permit. Except the above driving license holders will be required to sit a driving test or switch your license to Japanese one (Gaimen Kirikae). The detail of Gaimen Kirikae is on the website: <http://www.jaf.or.jp/e/switch.htm>

8.4 Difference of Rules of the road

	International regulations	Japanese regulations
Stop sign When the intersection has the Stop sign as shown, all cars must come to a full stop and check in all directions before crossing	 	
Light signals		
Level-crossings with gates Drivers must stop in front of a level-crossing, even if there are no stop signs, gates, half-gates or light signals giving warning of the approach of trains. They shouldn't move off again until they have ascertained that no train is approaching.	 	
Other level-crossings	 	
Do not overtake You mustn't enter the right side of the road in order to overtake another vehicle in zones that have the road sign.		

<p>Compulsory minimum speed</p>		
<p>Maximum speed limit It is expressed by " km " not " miles ". Don't exceed the maximum speed limit which is posted on the road signs.</p>		
<p>Pedestrian Crossing sign</p>		

Japanese regulations	
<p>Green arrow light Vehicles may proceed in the direction of the arrow.</p>	
<p>No Right Turn, Left Turn etc. Vehicles must not proceed in any direction other than that shown on the sign.</p>	
<p>Red flashing light</p>	<p>These are not common, but are located on some of the rural sections of road outside Sapporo and the other towns. Vehicles must stop at the stop line and make a safety check before proceeding</p>

Drivers must watch for and give way to pedestrians as they turn onto another road.

Drivers must travel on the left hand of the road.

Drivers must indicate to pull out from a stationary position, as they are turning, to overtake traffic traveling in the same direction, to change lanes and to overtake obstacles on the side of the road.

The meaning of the center lines

1



2



3



Drivers mustn't change lanes where the lanes are divided by a yellow line (1). If the lanes are divided by a white line and a yellow line parallel to it, the drivers on the side of the yellow line may not cross into the other lane (2). Drivers are allowed to cross into the other lane for overtaking (3).



9. Helicopters



9.1 Registration procedure / information

All helicopters flying in support of the rally must be registered with the organisers. There will be a standard protocol for Rally helicopters in Rally airspace and only registered aircraft will be permitted to fly in this space. A helicopter registration fee will be charged.

The form for helicopter registration is included at the rear of the document and will be available on the Rally Japan website. It should be returned to the Rally Permanent Secretariat by Wednesday 25 August

A schedule of landing sites and GPS locations will be available, which will include the special stages and Service Park.

Attendance at the pilots' briefing is obligatory for all pilots.

9.2 Contact details for national helicopter companies

Aero Asahi Corporation	Hokkaido Koku
Tel: +81 (0) 11-782-0603	Tel: +81 (0) 11-781-1247
Fax: +81 (0) 11-783-5286	Fax: +81 (0) 11-780-2711
Contact: Mr Ozawa : www.aeroasahi.co.jp	Contact: Mr Hataguchi: www.hokkaido-koku.co.jp

Aero Asahi Corporation will be coordinating helicopter activities for Rally Japan.

10. Hospitality arrangements

10.1 Contact details for person / company in charge of hospitality arrangements

Rally Japan will offer a range of corporate hospitality options, including at the Super Special Stage. Experience the excitement of watching the world's best rally action while being wined and dined, Japanese style.

For more information about corporate hospitality options, please contact:

Mr. Shingo TAKASHIMA
Tel: -81 (0) 11 864 2003
Email: takashima@rallyjapan.jp

11. Hotel / Accommodation reservation

11.1 List of hotels

Following is a list of the organiser recommended 'western style' hotels in and around Sapporo. Some of the hotels on the list are business style hotels. To check the type of rooms and hotels you prefer please refer to the website of each hotel. All the listed hotels have restaurants, western style rooms and have been advised of the rally schedule. The room tariffs listed below include breakfast, service charge and consumption tax.

Hotel	Location / Distance from HQ / Website	Comments
Sheraton Hotel Sapporo	5 Atsubetsu-Chuo 2, Atsubetsu ward 7.4km www.sheraton-sapporo.com/	One of the Seraton group hotels. Bar and some restaurants are available. Italian restaurant La Stella on the top floor offers greatviews of Sapporo city.
JR Tower Hotel Nikko Sapporo	5 N5, W2, Chuo ward 8.2km www.jrhotels.co.jp/tower/index.html	Adjacent to the JR Sapporo Station. Luxurious and relaxed atmosphere. Bar and restaurants on the top floor.
Sapporo Grand Hotel	N1, W4, Chuo ward 8.0km www.grand1934.com/	Centrally located near the Sapporo Station. Has been in operation for over 60 years. Renewed in 2006.
Sapporo Korakuen Hotel	1 W8, Odori, Chuo ward 7.9km www.sapporo-korakuen.co.jp/	Near Odori Park with a great view of the park. Has a beautiful atrium. Each room has a large window.
Sapporo Prince Hotel	S2, W11, Chuo ward 8.2km www.princehotels.co.jp/sapporo/	A 28-storied columnar style city hotel. The rooms on the higher and lower floors are of different type.

Ramada Hotel Sapporo	7 S5, W3, Chuo ward 7.1km www.ramada-sapporo.com/	Located in Susukino entertainment district. Smallish room.
Sapporo Tokyu Inn	1 S4, W5, Chuo ward 7.3km www.sapporo-i.tokyuhotels.co.jp/	Business type hotel located in just 1 min on foot from Susukino subway station
Novotel Sapporo	1-21 S10, W6, Chuo ward 7.3km www.novotelsapporo.com/	Large hotel near Nakajima Park, very close to city center. Bar and restaurants
Renaissance Sapporo Hotel	1-1-1 Toyohira 4, Toyohira ward 6.0km www.msph.com/	Has all kinds of facilities. Decorated with many paintings appeared in public areas.
Hotel Monterey Sapporo	3 N4, E1, Chuo ward 7.9km www.hotelmonterey.co.jp/sapporo/	Rooms are furnished with English style furniture. 4 kinds of room available: Modern, Classic, Country and Regency
Sapporo Excel Hotel Tokyu	420 S8, W5, Chuo ward 7.3km www.sapporo-e.tokyuhotels.co.jp/	Near Nakajima Park. Bar and restaurants.
Hotel Monterey Edelfhof Sapporo	N2, W1, Chuo ward 7.7km www.hotelmonterey.co.jp/edelfhof/	Themed in the end of 19 century Vienna style. Natural hot spring spa on 14 floor

There are other business hotels that are not so centrally located, and also budget accommodation and spa hotels and resorts nearby. Bookings can be made by contacting the Rally Japan office.

11.2 Official travel agent

Japan Travel Bureau (JTB)
Ms. Mutsuko UMEMOTO
Tel: +81 (0) 11 221 4800
Fax: +81 (0) 11 232 5320
Email: rallyjapan@hkd.jtb.jp

11.3 Form for reservations and booking procedures

To make an accommodation booking, please return the Accommodation Booking Form no later than Tuesday 10 August. The form is included in Appendix D5, or available from the Rally Japan website, www.rallyjapan.jp. You will receive a booking confirmation and this will be required at check-in. For teams or groups of people who are arriving at different times, the 'on event contact' will be required to show the booking confirmation and will be the point of contact for the hotel.

Full payment is required prior to arrival. Payment using the following credit cards and by bank transfer is acceptable - MasterCard / Diners Club / Visa / American Express / JCB. Clients will be notified about charges and account detail of the payment.

To cancel or to change a booking, notification is required in writing. The following cancellation fees will be

deducted from payment before refunding via the same credit card account:

20 - 10 days before the first night's stay	-----	10% of one night charge
9 - 2 days before	-----	20% of one night charge
1 day before	-----	80% of one night charge
Same day	-----	100% of one night charge
No notice given	-----	100% of one night charge

Hotels charge different rates for breakfast. If you would like breakfast included with the booking, please indicate your specific requirements - which days you require breakfast; and what time you would like breakfast served.



12. Reconnaissance



Information to be given in Rally Guide 2 and Rally Japan Supplementary Regulations.

All competitors will be required to register their reconnaissance vehicle prior to commencing reconnaissance. At this time they will be issued with a reconnaissance pass and a vehicle identification card. The vehicle identification card must be displayed on the left rear side window.

12.1 Registration for reconnaissance

Venue: Competition Secretariat
Date & Time: Monday 6 September 09:00 ~ 19:00

12.2 reconnaissance Schedule

See Rally Guide 2 and Rally Japan Supplementary Regulations.

Tyres used must be series production type for use primarily on tarmac roads - use of competition tyres is forbidden.



13. Scrutineering, sealing and marking



Information to be given in Rally Guide 2 and Rally Japan Supplementary Regulations.

Venue: Hokusho Kurotech Tsukisamu Dome
Date & Time: Wednesday 8 September, 2010 09:00 - 21:00



14. Shakedown



Information to be given in Rally Guide 2 and Rally Japan Supplementary Regulations.

Participation in Shakedown is compulsory for all Priority drivers

Venue: Sapporo Dome
 Date & Time: 9 September, 2010
 Priority 1 & 2: 08:00 – 10:00 hrs
 Priority 1 & 2 & 3: 10:00 – 12:00 hrs

Stage length: 1.57 km
 Service: Hokusho Kurotech Tsukisamu Dome
 Distance to Service: 2.7 km



15. Start procedure



Information to be given in Rally Guide 2.



16. Finish procedure



Information to be given in Rally Guide 2.



17. PR activities



Information to be given in Rally Guide 2.

18. Media Services

18.1 Media contacts before the Rally

For all questions regarding media issues before the Rally please contact:

Media Officer: Ms. Miyuki CHUJO
National Media Officer: Mr. Katsuhiko AMANO, Mr. Kazuyoshi KATO,

Rally Japan Competition Secretariat Media Office Minami 4-9, Nangodori 19, Shiroishi-ku Sapporo Hokkaido JAPAN 003-0022	Tel: +81 11 864 2003 Fax: +81 11 864 1192 E-mail: media@rallyjapan.jp Website: www.rallyjapan.jp
---	---

18.1.1 Media Centre

Accreditation desk - location and opening hours

Located at near the front entrance of Hokusho Kurotech Tsukisamu Dome.

Tuesday 7 September	14:00~19:00
Wednesday 8 September	08:00~21:00
Thursday 9 September	07:00~21:00

Main media Centre - location and opening hours

Located at the Hokusho Kurotech Tsukisamu Dome

Wednesday 8 September	08:00~22:00
Thursday 9 September	07:00~22:00
Friday 10 September	08:00~22:00
Saturday 11 September	08:00~22:00
Sunday 12 September	05:30~23:00
Monday 13 September	09:00~12:00

18.1.2 Manufacturers' Room

Location and opening hours

Manufacturers' room is located next to the Media center

Wednesday 8 September	08:00~22:00
Thursday 9 September	07:00~22:00
Friday 10 September	08:00~22:00
Saturday 11 September	08:00~22:00
Sunday 12 September	05:30~23:00

18.2 Media Accreditation Procedure and Deadlines

18.2.1 National Publications, Photographers and Radio stations

Applications from Japan-based media should be sent by post to the Rally Japan Media Office in Sapporo and received by 1800 hrs Wednesday, 11 August 2010. Documents to be attached to the Application are listed in 18.2.6 below. Application forms can be found on Rally Japan website www.rallyjapan.jp or the official FIA website www.fia.com. All forms must be completed in English, using block letters.

Applications to be sent to:
Rally Japan Media Office
Minami 4-9, Nangodori 19,
Shiroishi-ku Sapporo
Hokkaido, JAPAN 003-0022

Applicants will be notified by the Rally Japan Media Officer whether or not their application has been accepted. A fax will be sent to the publication at least two weeks prior to the event. If successful, an agreement to be signed by the editor of the publication will be included. The representatives must produce the signed agreement when collecting materials at the event Media Accreditation desk. No accreditation can be collected without this signed agreement.

18.2.2 International Publications and Photographers

The International Media Accreditation Forms can be down loaded from the FIA web site: www.fia.com. Closing date for receipt of International Accreditation Application is Wednesday, 18 August 2010. Applications received after this date, incomplete or sent by fax will not be considered.

**FIA Communications Department
Accreditation Unit (WRC)**
8, Place de la Concorde
75008, Paris
FRANCE

18.2.3 Television, Radio and Website media

All TV, Radio and Website applications must be sent to:

North One Sport Accreditation Service
The Annex, Maynard House, 46-52 Pentonville Road
LONDON N1 9HF, Great Britain
TEL: +44 (0)20 7584 7584
FAX: (44) 20 7502 5621

18.2.4 Photographer's Accreditation

Photographers' applications must follow the same guidelines as stated above. Publications or agencies applying for single round accreditation must supply evidence of independent coverage of a minimum 15 pictures per pass issued at each event they have been accredited to in the previous year's Championship. The number of international "media photographer" passes will not exceed 30 at each event. The number of national "media photographer" passes will not exceed 12 at each event.

18.2.4.1 Commercial Photographers'

Non media photographers (team photographers, sponsor photographers etc) must apply for accreditation through:

North One Sport Accreditation Service

18.2.5 Principles

- 1) A maximum of two representatives (journalists and/or photographers) per publication or agency will be accredited. A publication must have a circulation whose size and quality fulfill the criteria of the FIA and be on sale to the public. Club and internal magazines cannot be accredited as media.
- 2) Advertising, public relations, marketing or sponsor representatives must be addressed to **North One Sport Accreditation Service**.
- 3) The central and local offices of the major international press agencies (AP, AFP, Reuters, ANSA, UPI, DPA, LUSA, BELGA, JIJI, KYODO, EFE, Press Association, SAPA, Australian AP, APA etc.), will always be accredited by the FIA.

18.2.6 Documentation to be submitted with each application

- 1) A formal request for accreditation written on the publication's official letterhead, signed by the Director of the publication or the Chief Editor. Requests signed by the clerical staff will not be accepted. A formal undertaking from the editor to publish a report related to Rally Japan and an indication of when the report will appear.
- 2) An original copy of the publication.
- 3) Photocopies or originals of the materials published about the 2008 Rally Japan event or the 2009 FIA World Rally Championship.
- 4) A photocopy of the National Press Card (where applicable) of the representative(s) who will be covering the event.
- 5) A contact fax number (failing which the publication will not be accredited).
- 6) Freelancers must apply for credentials via their own agencies. The onus is on the freelance applicant to prove supply of regular stories to at least five publications corresponding to the FIA criteria.

Note:

- * 2) does not apply to major international agencies (as in 18.2.5 point 3).
- * 3) does not apply to publications applying for the first time.
- * In case of failure to provide fax number of the publication, it will not be accredited.



19. Passes and plates



Information to be given in Rally Guide 2.



20. Medical and Safety Service



Information to be given in Rally Guide 2.

Emergency hotline Only for emergencies (Medical, accident) 011-836-7700 (English)

General numbers for emergency services are as follows:

Ambulance and Fire 119
Police 110



21. List of Useful Facts and Services



21.1 Fast Facts

Airport:	There are many flights to and from Shin-Chitose Airport, not only national, but also international. Okadama airport is exclusively used for domestic regional flights
Cash:	It is wise to expect to pay for most daily expenses in cash (JPY). Hotels and large shops will accept credit cards, but often smaller convenience stores, petrol stations and restaurants will only accept Japanese credit cards.
Currency:	The currency is Japanese Yen (JPY), and it is a decimal system, with the largest note being JPY10,000, and the smallest coin being JPY1. In April 2010, the exchanges rate was EUR1 = JPY126, USD1 = JPY94; GBP1 = JPY143, AUD1 = JPY86
Elevation:	Service Park: 66m Average for Special Stages: 203m
Electricity:	100V at 50 cycles. Plugs are twin parallel pin-type, the same as are used in the USA.
Embassies & Consulates:	For a complete list of embassies and consulates in Japan and Japanese missions abroad see www.mofa.go.jp .
International Dialing:	The international dialing codes vary depending on which phone company is being used. It should be listed in the 'Information for Guests' book in hotels, or on the internet for mobile phones
Mobile Phones:	Japanese mobile phones work on a WCDMA, CDMA2000 or 3G operating system. GSM phones will not work.

Opening Hours:	Shops are open seven days a week, normally from 1000hrs until approximately 1900 hrs, some stay open later. Banks, government offices and the Post Office, however work Monday to Friday. Note: ATMs at banks and the Post Office are open on weekends, but under restricted hours as well.
Population:	Japan: 125 million Hokkaido: 5.68 million
Public Holidays	Monday 20 September and Thursday 23 September 2010
Rainfall :	Sapporo average in September:137.6 mm Tokyo average in September:208.5 mm
Sunrise (10.09.2010): Sunset (10.09.2010):	05:08 hrs 17:55 hrs
Tax:	Consumption tax is 5%, and as of April 2004 is included in the stated price of retail goods.
Temperature:	Average high temperature for September in Sapporo: 22.0 C Average high temperature for September in Tokyo: 26.8 C Average low temperature for September in Sapporo: 13.6 C Average low temperature for September in Tokyo: 20.7 C
Time Zone:	Standard Japanese time is GMT +9
Tipping:	Tipping is not customary in Japan.
Visas:	Currently, nationals of 62 countries do not require visas for short stays (usually up to 3 months). You are advised to check with the Japanese Embassy in your home country before commencing travel to Japan. Competitors requiring a letter of invitation from Rally Japan to obtain a visa should contact the secretary. For a list of Japanese Embassies abroad, see www.mofa.go.jp/about/emb_cons/over/ .
Water:	Normal tap water is drinkable. Some hotels also use non-drinkable, recycled water that is clearly marked as such.

There is more general information about travel to Japan at the Government Tourism website - <http://www.mofa.go.jp/link/visit.html>

21.2 Vehicle Rental - cars and trucks

The official vehicle supplier for Rally Japan is NIPPON Rent-a-car. A Vehicle Request Form is included in Appendix and this can be used to request a quote for rental vehicles. For more information on vehicles and vehicle hire rates, ask to NIPPON rent-a-car English Service Desk.

Special discount will be offered for reservations made through the Vehicle Hire Request form in Appendix D2.

For English, scroll to the bottom of the page at the following URL - <http://www.nrh.co.jp/travel/en/>

International information desk (English and Japanese language) NIPPON rent-a-car English Service Desk Tel: +81-3-3485-7196	Domestic information desk (Japanese language) NIPPON rent-a-car Reservation Centre Tel: 011-805-0921 Fax: 011-805-0920
--	---

Nippon rent-a-car	Official reservation site	http://www.nrh.co.jp/travel/en/
Nippon rent-a-car	Chitose Airport	0123-26-0921
Nippon rent-a-car	Near JR Sapporo Station	011-746-0919
Nippon rent-a-car	Shin Sapporo Station	011-896-0919

Other vehicle rental company

Toyota Rent-a-car	1 N5, E2, Chuo ward	011-281-2875	http://www.toyotarentacar.net/
Nissan Rent-a-car	Chitose Airport	0120-00-4123	http://www.nissan-rentacar.com/
Mazda Rent-a-car	1-20 N2, E2, Chuo ward	011-231-0118	http://www.mazda-rentacar.co.jp

21.3 Airlines Address (in Sapporo, unless otherwise)

		TEL	
ANA (National Flight)	N4, W4, Chuo-ku	011-726-8800	0570-029-222
ANA (International Flight)		011-281-1212	0570-029-333
JAL (National Flight)	2F N1, S3, Chuo-ku	011-232-3690	0570-025-071
JAL (International Flight)		011-232-1144	0570-025-031
Air France	Tokyo	03-3570-8577	
Air India	Tokyo	03-3568-0261	
Air NZ	Tokyo	03-5521-2727	0120-300-747
Alitalia	Tokyo	03-5166-9111	
American Airlines	Tokyo	03-3298-7677	
British Airways	Tokyo	03-3570-8567	
Cathay Pacific	Tokyo	03-5159-1700	
Finnair	Tokyo	0120-700-915	
Lufthansa	Tokyo	03-5750-5713	0120-051-844
Malaysian	Tokyo	03-5733-2111	
Qantas	Tokyo	03-3593-7000	
Scand. (SAS)	Tokyo	03-5400-2331	
Singapore Airlines	Tokyo	03-3213-3431	
Thai Airways	Tokyo	03-3503-3311	0570-064-015
United Airlines	Tokyo	03-3817-4411	
Virgin Atlantic	Tokyo	03-3499-8811	

21.4 Travel to and from Sapporo

21.4.1 To Shin Chitose Airport by Air

From Tokyo / Narita - Just a few direct flights are provided by JAL and ANA in a day. In many cases, you are required to move to Haneda Airport to catch domestic flight for Shin Chitose Airport. Taking an Airport Limousine bus from Narita Airport to Haneda Airport is the best way. The transfer costs JPY3,000 and the transportation takes 75 min. Tickets are available from the Airport Limousine / Information desk that is against the opposite wall as you come out of the arrivals hall. Keisei limited express or express trains are also available to move to Haneda other than the bus transportation.

From Tokyo / Haneda - 4 air companies - JAL, ANA, Air Do (ADO) and Sky Mark (SKY) have services between the two airports. In total there are more than 50 in a day. The flight time is approximately 1 and a half hours. Please note that there are some differences in air fares, the possible period of reservation and departure times between the companies.

From Osaka/Kansai - About 10 flights travel regularly every day from Osaka/Kansai to Shin Chitose Airport by JAL and ANA.

From other airports: There are 10 flights from international airports (Korea, China, Taiwan, Yuzhno-Sakhalinsk, Guam and others) and more than 30 flights from other domestic airports every day.

21.4.2 Tomakomai by ferry

From Tokyo / Mito: Shosen Mitsui Ferry company services between Tomakomai and Oarai (Mito) with 2 large ferryboats every day. It takes about 19hrs (Ex: Departure 1830 hrs arrives at 1330 hrs on next day). An express way is available to move from Tokyo to the nearest IC (Mito Oarai IC: Kita Kanto Express way) to Oarai bay.

From Tokyo / Sendai: Taiheiyo Ferry company services between Tomakomai and Sendai with some large ferryboats every day. It takes about 14hrs and 20 min (Ex: Departure 1900 hrs arrives at 0920 hrs on next day). An express way is available to move from Tokyo to the nearest IC (Sendai kou Kita IC) from the Sendai ferry terminal. There is about 10 min time distance between Sendai kou kita IC and the ferry terminal.

From Tohoku / Hachinohe: Silver Ferry company services between Tomakomai and Hachinohe (Aomori pref.) with 4 large ferryboats every day. It takes about 9hrs (Ex: Departure 1300 hrs arrives at 2200 hrs).

From Chubu / Nagoya: Taiheiyo Ferry company services between Tomakomai and Nagoya with some large ferryboats every day. It takes about 38hrs and 20 min via Sendai (Ex: Departure 1900 hrs arrives at 0920 hrs on after next day).

From Kansai / Tsuruga: Shin Nihonkai Ferry company services between Tomakomai Higashi and Tsuruga with some large ferryboats every day. It takes about 19hrs and 15 min (Ex: Departure 0115 hrs arrives at 2030 hrs).

From Tohoku / Nigata: Shin Nihonkai Ferry company services between Tomakomai Higashi and Sendai with 5 large ferryboats every week.

From Tohoku / Akita: Shin Nihonkai Ferry company services between Tomakomai Higashi and Sendai with 5 large ferryboats every week.

21.5 Access to Hokusho Kurotech Tsukisamu Dome and Sapporo Dome

21.5.1 From Shin Chitose Airport

Hokusho Kurotech Tsukisamu Dome (previously known as Tsukisamu Green Dome) is located 2.5 km away from the Sapporo Dome.

There is a bus service from New Chitose Airport to the central Sapporo (takes approx. 70 min), which stops near the Sapporo Dome and the subway Fukuzumi station (10 minutes on foot to Hokusho Kurotech Tsukisamu Dome). The one way fare is JPY1000. There are 4 services an hour during the day time and the travel time to Fukuzumi station is approximately 40 min.

Japan Railways Co. has services between the JR Shin Chitose Airport Station and JR Sapporo Station for JPY1,040 (one way). In case of taking Airport express train, the travel time to Sapporo Station is about 36 min. The nearest station to Hokusho Kurotech Tsukisamu Dome and Sapporo Dome is Shin-Sapporo Station.

In case of taking a Taxi or hiring a car, take the Do-oh Express way from Chitose IC and then exit at Sapporo-Minami IC or Kita-Hiroshima IC.

[Shin Chitose Airport (JPN/ENG):<http://www.new-chitose-airport.jp>]

21.5.2 From JR Sapporo Station

Take the subway (Toho line) to the terminal station Fukuzumi. It takes about 13min with the cost of JPY 240. The time distance from the terminal station to Hokusho Kurotech Tsukisamu Dome and Sapporo Dome is about 10 min on foot. In the case of taking a taxi, it takes about 30 min.

21.5.3 From Tomakomai Bay

Take the Do-oh Express way from Tomakomai-Higashi IC, and then exit at Sapporo-Minami IC or Kita-Hiroshima.

In the case of coming from Tomakomai-Higashi Bay, Atsuma IC of Hidaka Express way is the nearest.

21.5.4 Express way

There is substantial express network in Do-oh region. Ususally, Sapporo-Minami IC or Kita-Hiroshima IC is the most convenient to reach Hokusho Kurotech Tsukisamu Dome and Sapporo Dome.

[NEXCO East Japan: <http://www.e-nexco.co.jp>]



JR Sapporo Station

Shin Chitose Airport

Sapporo Municipal Subway

21.6 Telephones

Mobile Phones

The Japanese mobile phone network uses a different operating system to other systems that are in use globally. For example, GSM phones do not work in Japan. '3G' phones do work.

Since roaming service limitedly available, please confirm if your mobile phone and contracted company are possible for the service.

Roaming Service

- NTT-DOCOMO: <http://roaming.nttdocomo.co.jp/service/index.html>

Following are other options for mobile phone use if traveling from overseas:

Rent a phone at Narita Airport. See the following websites -

NTT-DOCOMO

<http://roaming.nttdocomo.co.jp/>

SoftBank

<http://www.softbank-rental.jp/en/>

JAL-ABC

<http://www.rental-mobile.com/en/domestic/>

Pre-paid Phone

Buy a cheap handset and pre-paid phone card from any convenience store. The cost is approximately JPY4,000 for the handset and phone cards are available in a variety of JPY amounts. The cost of calls is JPY 85 (30 second to France in day time) international and JPY 2 per second for local calls.

- SoftBank: <http://mb.softbank.jp/mb/en/prepaid/>

Public Phones

International calls can be made from grey, or brown/green coloured public telephones located in hotels and passenger terminals. JPY1,000 notes are required to buy phone cards to use the phones. Vending machines for phone cards are always located close to the phones.

Internet Connections

Almost all hotels have internet connections from hotel rooms, or an outlet in their business centre. The grey and brown/green public telephones are also fitted with modem sockets, providing an inexpensive means of connection to the Internet. The brown/green type also has infra-red modem connection capability. Many cafes also have modem sockets.

Satellite Phone Rental		
Renta Com Hokkaido	S1, E7, Chuo ward	011-222-2880
Hokkaido Mova Rental Centre	4-1 N1, E1, Chuo ward	011-207-1002
Mobile Phone Rental		
Ply Daigo bldg.	6F 11 W5, Odori, Chuo ward	011-207-5166
Renta Com Hokkaido	S1, E7, Chuo ward	011-222-2880
Pupul	1-17-12 Hiraoka 10 Kiyota ward	011-896-7226

Contact the organisers about renting a phone locally in Sapporo. Details will be available closer to the rally.

21.7 Security Companies

Anzen Keibi	1-1-14, Misono 4, Toyohira ward	011-832-5660
Chukei	5F 4, S1, W7, Chuo ward	011-271-5933
Douto Keibi	2-2-12 Kikusui 2, Shiroishi ward	011-813-3650
So-go Keibi Hosho	1-1-36 Kiyota 1, Kiyota ward	011-888-4511
Sapporo Public Keibi Hosho	Fujii bldg. 5F 4, W11, Odori, Chuo ward	011-281-3521
Hokuto Keibi Hosho	Hokkaido Newspaper bldg. 5F 2-20 W20, Odori, Chuo ward	011-622-6330
Sassho Biso Kogyo	Fukuyama Minami San-jo bldg. 2F 1001-5 S3, W10, Chuo ward	011-231-0731
Tosho Building Service	3F N1, W9, Chuo ward	011-271-5656

Please contact the Organisers if there is a need for special security services

21.8 Taxis

Ko-sei	2-22 N1, W21, Chuo ward	011-641-6000
Kinsei Jidousha	1-9-1 Kitano 1, Kiyota ward	011-881-8801
Ko-a Dai-ichi Kotsu	1-25 N24, E10, Higashi ward	011-731-2411
Myou-jyou Jidousha	7-1 S34, W11, Minami ward	011-731-2411
Manzoku Cab Co.	2-1-9 Yonesato 3, Shiroishi ward	011-873-0303
Asahi Kotsu	1 Nijyu-Yonken 4, Nishi ward	011-644-6644
Hibari Kotsu Kita	1-15 Hondori 19, Shiroishi ward	011-866-5432
Hinomaru Kotsu	36-186 N10, W19, Chuo ward	011-866-5432
Taiyo	4-7-5 Miyano-Sawa 2, Nishi ward	011-814-1050

2010



Hiragishi	4-5-15 Hiragishi 2, Toyohira ward	011-831-8111
Hikari Kotsu	Kita 1-15 Hondori 19, Shiroishi ward	011-866-5432
Kotobuki	2-2-1 Kawazoe 5, Minami ward	011-572-6000
Link Up	7-1-16 Chuo 1, Shiroishi ward	011-846-9608
Azuma Kotsu	13-3-8 Hiragishi 1, Toyohira ward	011-814-1050
Daikoku Kotsu	769-3 Shinko-Nishi 1, Ishikari city	011-741-6000
Hello Taxi	4-1-8 Tsukisamu-Higashi 1, Toyohira ward	011-222-8686