



RALLY GUIDE 2

Rally Hokkaido Organising Committee

Minami 4-9, Nangodori 19,
Shiroishishi-ku,
SAPPORO, HOKKAIDO, 003-0022
JAPAN

Website: www.rally-hokkaido.com
Email: info@rally-hokkaido.com
Tel: +81-(0)11- 864-2003 Fax: +81-(0)11-864-1182

This document has no regulatory power, except if referred to specifically in the Supplementary Regulations or a Bulletin and therefore should be used as a guide only. For regulations, please refer to the International Sporting Code, the FIA Regional Rally Championship Regulations, JAF National Sporting Regulations and the event Supplementary Regulations and any Bulletin that may be issued.

ATTENTION

Competitors, teams, media and all the concerned perspnnel must observe traffic laws and regulations of Japan. In accordance with principle of law observation, the Organizer hereby reminds you:

- Per 2014 FIA Regional Rally Sporting Regulations 20.4, violators of traffic laws/regulations will be strictly penalaized.
- Applications from the past violators may not be accepted for the future events
- Violations of traffic laws/regulations during the event may cause fatal impact on the continuity of the on-going event and/or staging future events.

Here are some road rules in Japan that differ from international standards, but that will be strictly enforced. In particular:



Stop Sign

Road signs generally comply with the international system, with the exception of stop signs which are an inverted triangular shape (similar to 'Give Way' signs in other countries).

All cars must stop at EVERY railway crossing and watch for trains, before proceeding.

Don't exceed the speed limit which is 40km/h in built up areas, unless otherwise indicated, and 60km/h elsewhere. Speed limits on expressways are 70km/h.

Also, international visitors should be aware that a valid Japanese license or International Driving Permit is required for driving on public roads. International Driving Permits MUST be issued under the 1949 Geneva Traffic Convention and this will be stated on the front of the document. Please contact the organisers if you are unable to obtain such a license. German, French, Swiss, Italian, Belgian or Taiwanese driving license holders may request a translation of their license from JAF (local ASN of Japan). The combination of this translation and your driving license is valid as an alternative to the 'Geneva Convention' International Driving Permit. Except the above driving license holders will be required to switch your license to Japanese one (Gaimen Kirikae).

The detail of Gaimen Kirikae is on the website:

<http://www.jaf.or.jp/e/switch.htm>

See article 8 for more detail.

Table of Contents

1 Introduction / Welcome	4	12 Reconnaissance	20
1.1 Introduction from the Mayor of Obihiro	4	12.1 Registration - time, place and procedure	20
1.2 Event Overview	5	12.2 Reconnaissance Schedule	20
1.3 Information about Tokachi / Japan	6	12.3 Reconnaissance route	21
2 Contact details	7	13 Scrutineering, Marking and Sealing	21
2.1 Permanent Contact Details	7	13.1 Date, place and time	21
2.2 List of key officials	7	13.2 Preparations for Scrutineering	21
2.3 Location of Rally HQ and Service Park	9	13.3 Route instructions Scrutineering	22
2.4 Media contact details	9	13.4 Final Scrutineering	22
2.5 Media Centre contact details	9	14 Shakedown	22
3 Programme and critical deadlines	10	15 Ceremonial Start and Rally Show	23
3.1 Schedule before the rally week	10	15.1 Date, place and time	23
3.2 Schedule during the rally week	10	15.2 Programme, procedure and instructions	23
4 Entries	12	16 Official Finish	24
4.1 FIA titles for which the rally counts	12	16.1 Location and time	24
4.2 Entry Package	12	16.2 Programme, procedure and instructions	25
4.3 Additional material	13	17 PR activities and other functions	26
5 Service Park and Remote Service	13	18 Media	27
5.1 Information about the Service Park	13	18.1 Contact details before the Rally	27
5.2 Facilities in the Service Park	14	18.2 Accreditation procedure	27
5.3 Service Park Guidelines	14	18.3 Contact details during the event	27
6 Two way radio	14	18.4 Accreditation desk	27
7 Fuel and Tyres	14	18.5 Media Centre	28
8 Import of vehicles and spare parts	15	18.6 Media conferences	28
8.1 National laws / customs clearance	15	18.7 Expected media coverage	28
8.2 Vehicle temporary registration	15	19 Credential Passes and Vehicle Plates	29
8.3 The conditions for driving in Japan	16	19.1 Credential Passes	29
8.4 Difference of rules of the road	17	19.2 Vehicle Plates	30
9 Helicopter	19	20 Medical and Safety Service	31
9.1 Registration procedure	19	21 List of useful facts and services	32
9.2 Helicopter companies	19	21.1 Fast Facts	32
10 Hospitality Arrangements	19	21.2 Vehicle Rental	33
11 Hotel / accommodation	19	21.3 Airlines	33
		21.4 Photo copy services	35

21.5 Telephones	35
21.6 Security Guard companies	35
21.7 Taxis	35
21.8 Business Directory	36
21.9 Restaurants	36

Appendices 39

Appendices A: Itinerary

A.1 Itinerary	40
A.2 Itinerary compared with previous years	42
A.3 Reconnaissance Schedule	43

Appendices B: Maps

B.1 Route Map	44
B.2 Map of Obihiro city	45

Appendices C: Road Books

C.1 Airport – Obihiro Railway Station	47
C.2 Rally HQ - Kita Aikoku Service Park	49
C.3 Rally HQ -Scrutineering	51
C.4 Kita AikokuService Park - Scrutineering	53
C.5 SP - Remote Refuel and Rikubetsu Service	56

Appendices D: Drawings Layout

D.1 Layout of Kita Aikoku Service Park	60
D.2 Layout of Rikubetsu Service	61
D.3 Scrutineering Layout	62
D.4 Rally HQ and Media Centre Layout	63
D.5 Rally HQ and Media Centre parking	64
D.6 Ceremonial Start and Finish Layout	65

Appendices E: Forms

Reconnaissance Vehicle Registration Form	66
Service Crew and Vehicle Registration Form	67

Appendices F: Vocabulary 69



1. Introduction / Event overview



1.1 Welcome from the Mayor of Obihiro City

On behalf of the citizens of Obihiro City, we extend warm welcome to all competitors, crews, all the concerned personnel and spectators to Rally Hokkaido 2014.

This round of FIA Asia Pacific Rally Championships, where crews streak through the stages under the autumn sky of Tokachi, will have its 13th opening this year.

Last year, we counted around 68,000 spectators visited sites of the Rally Hokkaido. Being the only international rally event held in Japan, this rally gathers a lot of attention from overseas as well as within the country, and as a representative of the region, I am sincerely pleased with the fact that this event is gaining more and more steam in the land of Tokachi region.



Wishing the Rally Hokkaido to be a great place and opportunity to meet new friends from all over the world and mingle with each other, people in this region are united together and prepared events for rally fans with “omotenashi”, warm welcoming hearts.

With regional mantra of “Food Valley Tokachi”, we, everyone in this region, are working together to spread the “Tokachi no Kachi” (has double meaning of “Tokachi Value” and “Tokachi wins”), fascination of great nature and environment of our region, agriculture and foods we are proud of, to the world. We hope you will greatly enjoy our vaunted food and spectacular landscape of autumn Tokachi, and will remember Tokachi as a place with full of good memories.

We sincerely wish this event is held safely, and will be the most exciting event in its history with everyone enjoying the rally to the fullest – and we wish the best rallying for all the competitors and the crews..

YONEZAWA Norihisa
Mayor, City of Obihiro

1.2 Event overview

It is the thirteenth time for the FIA Asia Pacific Rally Championship rally to be held in Japan since the first event held in 2002. Three years ago, we added a plate with names of past winner drivers and co-drivers to the Rally Hokkaido monument standing in front of the Obihiro railway station, as a celebration of 10th anniversary. In 2003 the Rally Hokkaido became the candidate round of the World Rally Championship., and in 2004 it was run in conjunction with the inaugural WRC Rally Japan. However, from 2005 the two events were held separately and the APRC event was renamed into Rally Hokkaido. Since then, the rally has been held in conjunction with the Japanese Rally Championship and presently it is the only FIA international rally run in Japan.

This year the rally will be held in late September, corresponding period of the previous year. The weather around the late September in Tokachi region of Hokkaido is typical autumn one, with the temperatures ranging from 9 to 19 degrees celsius. It is cold in the morning and night, but you can feel the warmth of the sunlight during the day. Tokachi has about 12 hours of daylight, beginning with the sunrise around 0520hrs.

The itinerary covers familiar ground in the Tokachi sub-prefecture and includes 5 spectator stages of RIKUBETSU, OBIHIRO, HONBETSU, OTOFUKE, and PAWSE KAMUY.

The Rally HQ and Media Centre will be located at the administration building of the Meiji Hokkaido Tokachi Oval Skating Rink in Obihiro city, the same location as the previous year. The main service park will be located at Kita-Aikoku Community Square. It was used as the main Service Park of WRC Rally Japan. In addition, service will be provided in RIKUBETSU on Leg 1, just like last year.

Past winners of the event are as follows:

2013 Winner	
Driver	Gaurav GILL (IND)
Co-driver	Glenn MACNEALL (NZ)
Entrant	TEAM MRF
Vehicle	Skoda Fabia S2000



Year	Driver	Co-driver	Entrant	Vehicle	Gp/Cl
2012	Toshihiro ARAI (J)	Dale Jay MOSCATT (AUS)	Team Arai (J)	Subaru Impreza WRX STi 4Door	R4
2011	Toshihiro ARAI (J)	Daniel BARRITT (GB)	Subaru Team Arai (J)	Subaru Impreza WRX STi	R4
2010	Toshihiro ARAI (J)	Daniel BARRITT (GB)	Subaru Team Arai (J)	Subaru Impreza WRX STi	N4
2009	Cody CROCKER (AUS)	Ben ATKINSON (AUS)	Motor Image Rally Team (SGP)	Subaru Impreza WRX STi	N4
2008	Toshihiro ARAI (J)	Glenn MACNEALL (NZ)	Subaru Team Arai (J)	Subaru Impreza WRX STi	N4
2007	Cody CROCKER (AUS)	Ben ATKINSON (AUS)	Motor Image Rally Team (SGP)	Subaru Impreza WRX STi	N4
2006	Toshihiro ARAI (J)	Tony SIRCOMBE (NZ)	Subaru Rally Team Japan (J)	Subaru Impreza WRX STi	N4
2005	Katsu TAGUCHI (J)	Mark STACEY (AUS)	MRF Tyres (IND)	Mitsubishi Lancer Evo VIII	N4
2004	Karamjit SINGH (MAL)	Allen OH (MAL)	Team Proton Pert Malaysia (MAL)	Proton PERT	N4

2003	Toshihiro ARAI (J)	Tony SIRCOMBE (NZ)	Subaru Production Rally Team (J)	Subaru Impreza	N4
2002	Possum BOURNE (NZ)	Mark STACEY (AUS)	Subaru Australia (AUS)	Subaru Impreza	A8

1.3 Information about Tokachi, Japan

Hokkaido is the northernmost island of Japan, and has a population of 5.6 million people. Comparing the population density to the nationwide average, 342 people per square km, and the figure of Tokyo, 5,629 per square km, Hokkaido has only 67 people per square km, thus, it is relatively sparsely populated. The island has vast areas of forest, mountains and agricultural land.

It is located around the same latitude as northern part of Italy and France. However, due to the effect of South Pacific Current, Hokkaido has long and cold winters. In most parts of Japan, summer is a season where typhoons affect its weather, but Hokkaido redeoves relatively low impact from them.

In appearance the Tokachi countryside is similar to some of the northern States of the U.S, and some people say its stages are somewhat similar to the ones in Wales. Its land is relatively flat and mainly agricultural. A mountain range running from the north to south divides the island and another mountain range runs from the center towards the west, and these two range brings preferranble effect on Tokachi weather. The rally roads are in the flat Tokachi basin and some head into the foothills of the mountain ranges, but the route is not mountainous.

Hokkaido is a relatively new area in Japan, whose development began around 200 years by pioneers from the main island, Honshu. Prior to that, this island's only residents were native people called Ainu, who originaly came from Siberia through Kamchatka peninsula. Due to this, many of the towns, places, rivers and mountains are named in Ainu language, and Rally Hokkaido named its stages based on Ainu words.

Obihiro, where the main Service Park is located, is a city with approximately 170,000 inhabitants. It is a modern looking city and is well serviced with hotels and restaurants due to its role as a regional business centre. There is well laid-out and signposted (in English as well as Japanese) road system. All roads are named from a central point according to their direction and distance from that point. For example, the address of the popular Tokachi Beer restaurant is West 1, South 9-6.

Many of the local residents are very enthusiastic about motor sport. International rally events have taken place since 2001 - from 2004 to 2007, WRC was also held here. That is why rally sport is well understood and supported by the locals.

Maps of Obihiro city is attached as Appendix B.



2. Contact details






2.1 Permanent contact details email and internet addresses

Rally Hokkaido Permanent Secretariat	Tel: +81-(0) 11-864-2003
2nd Floor, Homei Building, Minami 4-9, Nangodori 19	Fax: +81-(0) 11-864-1182
Shiroishih-ku, SAPPORO, HOKKAIDO, JAPAN 003-0022	Email: info@rally-hokkaido.com
	Website: www.rally-hokkaido.com

2.2 List of key officials, their functions and e-mail addresses


Stewards of the Meeting

	Mr. Alain ROLLY		Mr. Udomsak CHAN-ON
	FIA Steward (Chairman)		FIA Steward
	alain@niaouli.org		udomsak@thailandrally.com
	080-2876-8968		080-2876-8969
	France		Thailand
	Mr. Yukoh TAKEMICHI		
	ASN (JAF) Steward		
	f-takemichi@jcom.home.ne.jp		
	090-7057-8325		
	Japan		

FIA Observer and Delegate

	Mr. Willard MARTIN		Mr. Julian Leach
	FIA Observer		FIA Technical Delegate
	4martins@clear.net.nz		julian@motorsport.org.nz
	080-2876-8970		080-2876-8971
	New Zealand		New Zealand

Senior Officials

	Mr. Kunihiro TABATA		Mr. Ryuji MAKITA
	Chairman, Organising Committee		Clerk of Course
	tabata-p@rally-hokkaido.com		makita@rally-hokkaido.com
	090-3138-9732		090-3117-4789
	Lang: Japanese		Lang: Japanese
	Mr. Dmitry (Dima) KRIVTSOV		Mr. Shin NAGAI
	Deputy Clerk of Course		Assistant Clerk of Course (Result)
	dima@rally-hokkaido.com		nagai@rally-hokkaido.com
	090-2077-6302		090-3119-8487
	Lang: Russian, English, Japanese		Lang: Japanese, English

	Mr. Shogo NAKATA Assistant Clerk of Course (Course) nakata@j-is.jp 090-1527-6926 Lang: Japanese		Mr. Tomio OHASHI Secretary General ohashi@planning-for.co.jp 090-3117-3671 Lang: Japanese
	Dr. Takeshi NODA Chief Medical Officer 090-8275-9705 Lang: Japanese		Mr. Akira YONEZAWA Chief Safety Officer yonezawa@rally-hokkaido.com 090-3110-0896 Lang: Japanese
	Mr. Peter MACNEALL Competitor Relations Officer info@rally-hokkaido.com (Attn Peter) 080-2876-8972 Lang: English		Mr. Syunsaku KODERA Competitor Relations Officer cro@jcom.home.ne.jp 090-6921-9881 Lang: Japanese, English
	Mr. Isao KONO Media Officer media@rally-hokkaido.com 090-3407-3364 Lang: Japanese, English		Mr. Kazuo ISHIKAWA Chief Scrutineer cswxt639@yahoo.co.jp 090-3111-9306 Lang: Japanese
	Mr. Noriyuki SAKAI Service Park Coordinator info@rally-hokkaido.com 090-3018-7927 Lang: Japanese		Mr. Kenichi YAMADA Regroup Coordinator info@rally-hokkaido.com 090-3116-0216 Lang: Japanese
	Ms. Mieko NIINO Secretary niino @homei-gr.com 011-864-1131 Lang: Japanese, English		Mr. Kiyoharu MIKAMI Event Secretary mikami@homei-gr.com 090-3112-2095 Lang: Japanese
	Mr. Jiro KOIKE Event Secretary koike@homei-gr.com 090-7510-5117 Lang: Japanese		Ms. Hiromi TABATA Event Secretary hiromi@planning-for.co.jp 011-864-2003 Lang: Japanese

2.3 Location of Rally HQ, Service Park and Remote Service

Rally HQ

Administration Building, Tokachi Oval

56-7 S7, Minami-machi, Obihiro Hokkaido, JAPAN 080-0856

Tel : +81 (0)155-67-0460

Fax : +81 (0)155-67-0458



The Rally HQ and Media Centre will be established in the administration building of the Meiji Hokkaido Tokachi Oval Ice Skating Rink, the building which has been used for this purpose since 2011. This building is located to next to the Tokacih Oval, and was used as a media center during the ice skating world cup.

The main service in Kita-Aikoku Community Square, and remote service area in Rikubetsu circuit will be once again established. For the locations of Kita Aikoku Community Square, Rikubetsu Service Area and Rally HQ, please refer maps in Appendix B.

Rally HQ Operaiton hours

Wednesday	24 September	0900hrs – 1900hrs
Thursday	25 September	0800hrs – 1900hrs
Friday	26 September	0630hrs – 2200hrs
Saturday	27 September	0600hrs – 2200hrs
Sunday	28 September	0430hrs – 2100hrs
Monday	29 September	0900hrs – 1200hrs

2.4 Media contact details

Media Officer: Mr. Isao KONO

Rally Hokkaido Permanent Secretariat (Media)
Homei Building, Minami 4-9, Nangodori 19
Shiroishi-ku, Sapporo,
HOKKAIDO 003-0022, JAPAN

Tel: +81 (0) 11 864 2003
Fax: +81 (0) 11 864 1182
Email: media@rally-hokkaido.com
Web: www.rally-hokkaido.com

Plase refer to Article 18 for more details.

2.5 Media centre contact details

Rally Hokkaido Media Centre

A building next to Tokachi Oval

56-7 S7, Minami-machi, Obihiro Hokkaido, JAPAN 080-0856

Tel : +81 (0)155-67-0456

Fax : +81 (0)155-67-0456

3. Programme and critical deadlines

3.1 Schedule before the rally week

Friday	5 September		
1000hrs	Publication of Rally Guide 2		www.rally-hokkaido.com
1800hrs	Closing date for entries		Permanent Secretariat
1800hrs	Closing date for co-driver details		Permanent Secretariat
1800hrs	Deadline for ordering extra material or equipment		Permanent Secretariat
1800hrs	Closing date for helicopter registration		Permanent Secretariat
Thursday	11 September		
1800hrs	Deadline for ordering pump fuel from the organisers		Permanent Secretariat
1800hrs	Closing date for media accreditation applications		Permanent Secretariat
Thursday	18 September		
1000hrs	Seeded entry list to be published		www.rally-hokkaido.com
1800hrs	Publication of Service Park layout and service bay allocations		www.rally-hokkaido.com
Sunday	21 September		
1000hrs	Publication of Road Books and Route Map		Permanent Secretariat

3.2 Schedule during the rally week

Monday	22 September		
0900hrs	Service Park open for competitor bump-in, and delivery of sea containers		Kita Aikoku Service Park
Wednesday	24 September		
0900hrs	Rally Headquarters opens		A bldg.next to Tokachi Oval
0900hrs - 1900hrs	Opening hours of the Rally HQ		Rally HQ
0900hrs	Official notice board to be set up		Rally HQ
1300hrs- 1900hrs	Registration for reconnaissance, service vehicle registration, collection of material for competitors, administrative checks.		Rally HQ
0900hrs	Scrutineering schedule to be posted		Official Notice Board
1300hrs - 1900hrs	Opening hours of the Media Centre		Media Centre
1300hrs	Media Accreditation commences		Media Centre
Thursday	25 September		
0800hrs - 1900hrs	Opening hours of the Rally HQ		Rally HQ
0800hrs - 1900hrs	Opening hours of the Media Centre		Media Centre
0900hrs - 1800hrs	Stages open for Reconnaissance		See Recce Schedule
0830hrs - 1900hrs	Scrutineering, marking and sealing of components		Super Pit Chu-oh Ten
1930hrs -	Welcome Party		Kita Aikoku Service Park

Friday	26 September
--------	--------------

0630hrs - 2200hrs	Opening hours of the Rally HQ	Rally HQ
0630hrs - 2200hrs	Opening hours of the Media Centre	Media Centre
0700hrs - 1200hrs	Stages open for Reconnaissance	See Recce Schedule
0830hrs - 1230hrs	Scrutineering, marking and sealing of components	Super Pit Chu-oh Ten
1200hrs - 1300hrs	Shakedown	SATSUNAI River SSS
1330hrs	First Stewards meeting	Stewards meeting room
1330hrs	Pre-Event Media Conference	Media Centre
1500hrs	Publication of Start List for Leg 1	Official Notice Board
1545hrs	Rally Show	Kita Aikoku Service Park
1645hrs	Ceremonial Start	Kita Aikoku Service Park
1737hrs	Start of Leg 1 A	Kita Aikoku Service Park

Saturday	27 September
----------	--------------

0600hrs - 2200hrs	Opening hours for Rally HQ	Rally HQ
0600hrs - 2200hrs	Opening hours for Media Centre	Media Centre
0640hrs	Start of Leg 1 B	Kita Aikoku Service Park
2100hrs	Publication of Start List for Leg 2	Official Notice Board

Sunday	28 September
--------	--------------

0430hrs - 2100hrs	Opening hours for Rally HQ	Rally HQ
0430hrs - 2100hrs	Opening hours for Media Centre	Media Centre
0515hrs	Start of Leg 2	Kita Aikoku Service Park
1722hrs	Finish Ceremony and trophy presentation	Kita Aikoku Service Park
1800hrs	Post event scrutiny	Super Pit Chu-oh ten
1830hrs	Final Media Conference	Kita Aikoku Service Park
2000hrs	Posting of provisional classifications	Official Notice Board

Monday	29 September
--------	--------------

0900hrs - 1200hrs	Opening hours for Rally HQ	Rally HQ
0900hrs - 1200hrs	Opening hours for Media Centre	Media Centre
1000hrs	Issuance of Results CD	Rally HQ
1200hrs	Rally HQ and Media Centre close.	Rally HQ



4. Entries



4.1 FIA Titles for which the rally counts

2014 FIA Asia-Pacific Rally Championship for Drivers and Co-drivers
 2014 FIA Asia-Pacific Rally Production Car Cup for Drivers and Co-drivers
 2014 FIA Asia-Pacific Rally Cup for Manufacturers
 2014 FIA Asia-Pacific Rally Junior Cup
 2014 FIA Asia-Pacific 2WD Rally Cup for Drivers, Co-drivers and Manufacturers
 2014 FIA Asia Rally Cup for Drivers and Co-drivers

4.1.1 Asia-Pacific Rally Championship titles for which the rally counts

Teams trophy

4.1.2 JAF titles for which the rally counts

2014 Japanese Rally Championship

4.2 Entry Package

Item	APRC and / or Asia Cup registered competitors	Other APRC or Asia Cup competitors	JRC competitors
Accommodation for 2 days (Fri, Sat)	2	2	-
Accommodation for 1 day (Sat)	-	-	1
Rally Guide 1	To be downloaded from the website	To be downloaded from the website	To be downloaded from the website
Supplementary Regulations	To be downloaded from the website	To be downloaded from the website	To be downloaded from the website
Rally Guide 2	To be downloaded from the website	To be downloaded from the website	To be downloaded from the website
Road Books	2	1	1
Route Map	2	1	1
Official programme	4	1	1
Results CD	1	1	1
Competitor credential passes	2	2	2
Service credential passes	8	4	4
Guest credential passes	4	-	-
Service vehicle passes	2	2	2
Auxiliary vehicle passes	1	-	-
Service Space (Kia Aikoku Service Park)	15x10m	7.5x5m	7.5x5m

4.3 Additional passes and materials

Please contact the rally secretariat for purchases of additional passes and materials
Order form is included as an appendix of the Rally Guide 1.



5. Service Park and Rikubetsu Service



5.1 Information about the Service Park

There will be two service parks to be established in this event, including Rikubetsu Service. The central Service Park will be located in Kita Aikoku Community Square in the town of Aikoku, Obihiro city. Rikubetsu Service area will be located next to the RIKUBETSU stage in the town of Rikubetsu. The surface in both service areas is gravel.

Allocation of service bays will be published on the Rally Hokkaido official website (<http://www.rally-hokkaido.com/en/>) on Thursday 18th September, 1800hrs.

Kita Aikoku Service Park will open for competitor bump-in from Monday 22nd September at 0900hrs.

5.1.1 Kita Aikoku Service Park

Service Park opening hours

Monday	22 September	0900hrs - 1800hrs
Tuesday	23 September	0800hrs - 1800hrs
Wednesday	24 September	0800hrs - 2000hrs
Thursday	25 September	0700hrs - 2000hrs
Friday	26 September	0530hrs - 2300hrs
Saturday	27 September	0500hrs - 0000hrs
Sunday	28 September	0330hrs - 2000hrs
Monday	29 September	0800hrs - 1200hrs

Security guards will be placed in the Kita Aikoku Service Park from Thursday 25 September to Sunday 28 September, 1900hrs.

Competitors may bring their auxiliary vehicles into the Service Park, but they must be parked within their designated area. Otherwise these vehicles will have to be taken to the auxiliary parking area adjacent to the Service Park. Two service vehicle plates will be issued per competitor. Extra auxiliary vehicles' plates can be ordered for JPY 10,000.

5.1.2 Rikubetsu service

Rikubetsu Service opening hours

Saturday	27 September	0700hrs - 1600hrs
----------	--------------	-------------------

Service vehicles that cannot be parked within the competitor's designated service area, and the auxiliary vehicles must be parked at the designated parking lot located near the remote service area

5.2 Facilities in the Service Park

General facilities available in the service park are as follows:

	Kita Aikoku service park	Rikubetsu Service
Public restrooms	3	2
General lighting	1	-
Security Guard	1	-
Water taps	1	1

5.3 Service Park Guidelines

- All vehicle passes, including Service and Auxiliary vehicle passes must be displayed on the top of the windscreen on the passenger's side, from September 26th to 28th.
- Please note there are many one-way roads in the service park. Also, please be advised that service vehicles accessing the service park need to use the public.
- Parking any cars on driving lanes is strictly forbidden – vehicles with passes are not exception. Please park at the adjacent auxiliary vehicles parking area.
- Please be advised that parking of team or team personnels' vehicles at regrouping areas is strictly prohibited.
- Credential passes must be worn in all areas in the Service Park, except in the spectator areas.
- All vehicle traffic will be in the directions shown on the maps. All those who are travelling in the Service Park in vehicle must follow the directions given by the officials and marshals.
- All teams and competitors are responsible for proper handling of any waste produced at their service areas. If wastes are round in a service bay, process fees for such wastes will be invoiced to the competitors who occupied the bay.
- All power cables and junctions boxes are for existing lighting only and are not to be used by service crews, unless otherwise approved by the Service Park Coordinator.
- Please refer to 2014 FIA Regional Rally Sporting Regulations Article 48,49,50 and 52 for details of service regulations. Flexi-service regulations are in Article 51 of 2014 FIA Regional Rally Sporting Regulations and V4 of the same regulation.



6. Two-way radio



The use of two-way radios is strictly controlled in Japan. The deadline for applications to use two-way radio communication equipment was three months before the rally, and the application was closed on June 30th..



7. Fuel and Tyres



Plase refer to the 2014 Rally Hokkaido Supplementary Regulations.

8. Import of vehicles and spare parts

8.1 National laws / customs clearance

As internal shipping and freight charges can be expensive, the organizer of the Rally Hokkaido recommends that all sea freight to be imported through the closest port, Port of Tomakomai. Customs clearance procedure must be followed for all the carry-in items from overseas as well. Container transportation from Tomakomai to the service park takes about three hours.

The general principles of customs clearance are as follows:

- (1) FIA CARNET is required and mandatory for all overseas registered cars that are to be driven on the public roads in Japan i.e. rally car, recce car, service van, other cars. The carnet is to be provided by each country's ASN. When importing cars with FIA carnet, certification document for the carnet by JAF (ASN of Japan) is also required. Please contact the organizer for the acquisition of the certification. The carnet-imported vehicles must be equipped with the FIA carnet and its JAF certification all the time, and those should be available to be presented to authority when challenged. In addition, every automobile (including rally cars and every foreign registered vehicle) which is driven on public road in Japan has to be covered by Jibaiseiki, which is a compulsory insurance.

Note: Temporarily imported vehicle which is registered in a country that is not a party to the 1949 Geneva Convention must be inspected and registered in Japan on arrival, even if imported under FIA CARNET. The inspection requires time and payment of a fee. For more information please contact KURIBAYASHI Co. Ltd. (details below).

- (2) ATA CARNET can be used for tools, parts, tyres and promotional items. All the items imported under ATA carnet must be re-exported after the rally. The import of contraband goods is prohibited, even if those are intended for temporarily import.
- (3) PRO FORMA INVOICE - please check with the organiser or your freight agent on use of pro-forma invoices.

Above documents will be required when applying for special import permission for Hazardous items such as high-pressure gas cylinders, and medical supplies. Import of those items needs to be arranged by the competitors.

It is recommended that anyone wishing to import vehicles and goods for Rally Hokkaido contact the official freight agent for Rally Hokkaido -

KURIBAYASHI & Co., Ltd. Tomakomai Branch	
13-16, Motonakano-cho 2-chome, Tomakomai, 053-0005 Japan	
Tel:	+81 (0) 144-32-5018
Fax:	+81 (0) 144-36-6839
Contact person /	Mr Jungo KOUNO: kouno@kurinet.co.jp
Email address:	Mr Katsuyuki KOBAYASHI: kat-kobayashi@kurinet.co.jp

8.2 Vehicle regulations

Vehicles temporarily registered for Rally Hokkaido have to comply with the Japanese Road Vehicles Act and the Japanese Road Traffic Law and the provision of the JAF National Sporting Regulations for Vehicles (lighting devices, noise generated by the car, etc) except when Appendix J of the FIA International Sporting Code differs.

For vehicles that are not already registered in Japan, two documents are required and must be carried in the vehicles and a third is recommended for competition vehicles:

- (a) A translation of the Carnet certification document, issued by JAF and distributed by the organiser. This document serves as a temporary vehicle compliance document. For rally cars this is included in the entry fee, however for other vehicles a small processing fee will be charged
- (b) 'Jibaiseiki'. A compulsory insurance. Every automobile (including rally cars and every foreign registered vehicle) which is driven on public road in Japan has to be covered with it. While it is included in the entry fee for rally cars, other vehicles are not. This insurance can be purchased with approximately JPY6,500 (per each vehicles) for other vehicles that are not registered in Japan.
- (c) Third-party rally car insurance. This is recommended for rally cars and recce cars. The fee is approximately JPY20,000 per car, depending on engine size.




















The Entry Booklet in Appendix D contains a section on importing vehicles. Vehicle details are required for documents (b) and (c) above.




8.3 The condition for driving in Japan

International visitors should be aware that a valid Japanese license or International Driving Permit is required for driving on public roads. International Driving Permits MUST be issued under the 1949 Geneva Traffic Convention and this must be stated on the front of the document. Please contact the organiser if you are unable to obtain such a license. German, French, Swiss, Italian, Belgian or Taiwanese driving license holders may request a translation of their license from JAF. The combination of this translation and your driving license is valid as an alternative to the 'Geneva Convention' International Driving Permit. If your driving license is not in the above categories, either taking driving examination or switching to Japanese license is required. (Gaimen Kirikae).




The detail of Gaimen Kirikae is on the website: <http://www.jaf.or.jp/e/switch.htm>

8.4 Difference of Rules of the road

	International regulations	Japanese regulations
Stop sign When the intersection has the Stop sign as shown, all cars must come to a full stop and check in all directions before crossing	 	
Light signals		
Level-crossings with gates Drivers must stop in front of a level-crossing, even if there are no stop signs, gates, half-gates or light signals giving warning of the approach of trains. They shouldn't move off again until they have ascertained that no train is approaching.	 	
Other level-crossings	 	
Do not overtake You mustn't enter the right side of the road in order to overtake another vehicle in zones that have the road sign.		
Compulsory minimum speed		
Maximum speed limit It is expressed by " km " not " miles ". Don't exceed the maximum speed limit which is posted on the road signs		
Pedestrian Crossing sign		

	Japanese regulations
Green arrow light Vehicles may proceed in the direction of the arrow.	
No Right Turn, Left Turn etc. Vehicles must not proceed in any direction other than that shown on the sign.	
Red flashing light	<p>These are not common, but are located on some of the rural sections of road outside Sapporo and the other towns. Vehicles must stop at the stop line and make a safety check before proceeding</p>
End of traffic regulation End of regulation designated by the sign	

- ★ Drivers must watch for and give way to pedestrians as they turn onto another road.
- ★ Drivers must travel on the left hand of the road.
- ★ Drivers must indicate to pull out from a stationary position, as they are turning, to overtake traffic traveling in the same direction, to change lanes and to overtake obstacles on the side of the road.

The meaning of the center lines		
① 	② 	③ 
<p>Drivers mustn't change lanes where the lanes are divided by a yellow line (①). If the lanes are divided by a white line and a yellow line parallel to it, the drivers on the side of the yellow line may not cross into the other lane (②).</p> <p>Drivers are allowed to cross into the other lane for overtaking (③).</p>		



9. Helicopters



9.1 Registration procedure / information

All helicopters flying in support of the rally must be registered with the organiser. There will be a standard protocol for rally helicopters in rally airspace and only registered aircraft will be permitted to fly in this space. A helicopter registration fee will be charged.

The form for helicopter registration is included in the Rally Guide 1. Application must be made to the Rally Permanent Secretariat by Friday 5 September (Friday).

A list of landing sites and GPS coordinates for special stages and Service Park will be provided later..

Attendance at the pilots' briefing is obligatory for all pilots.

9.2 Contact details for domestic helicopter companies

Aero Asahi Corporation	Hokkaido Koku
Tel: +81 (0) 11-782-0603	Tel: +81 (0) 11-781-1247
Fax: +81 (0) 11-783-5286	Fax: +81 (0) 11-780-2711
HP: www.aeroasahi.co.jp	HP: www.hokkaido-koku.co.jp

Aero Asahi Corporation will be coordinating helicopter activities for Rally Hokkaido.



10. Hospitality arrangements



For information on corporate hospitality options, please contact:

Ms. Mieko NIINO
Tel: +81 (0) 11 864 1131
Fax: +81 (0) 11 864 1182
Email: niino@homei-gr.com



11. Hotel / accommodation reservation



11.1 Contact details for reservations or list of hotels

The organiser has negotiated favourable rates and made a block booking at the following hotels for the competitors of Rally Hokkaido. To make a booking, please fill out the Accommodation Booking Form included in Appendix D, and return it to the Rally Secretariat.

Hotel accommodation for drivers and codrivers are included in the competitors' entry fee. Two nights (Friday 26 September - Saturday 27 September) for APRC and Asia cup competitors, and one night (Saturday 27 September) for Japanese Rally Championship competitors, single rooms in either one of the two official hotels described below will be provided. The choice of hotel will be at the organisers' discretion.

Competitors making additional room reservations are required to include their room/hotel preference in the Accommodation Booking Form.

Obihiro Washington Hotel	
Address: W1, S12, Obihiro Tel: +81(0)155-23-5111 Fax: +81(0)155-23-5112 Language: Japanese / English Parking: JPY 500 Web: http://www.wh-rsv.com/english/obihiro/index.html	Single: JPY 6,500 Twin (limited): Please contact the rally secretariat * Breakfast is included (No refund available)
Located at only 2 minutes walk from JR Obihiro Station. Very convenient with easy access to the downtown Obihiro.	

Route Inn Obihiro	
Address: W3, S11, Obihiro Tel: +81-(0) 155-28-7200 Language: Japanese only Parking: JPY500 Web: http://www.route-inn.co.jp	Single : JPY 6,500 * Breakfast is included (No refund available)
A business hotel. One of the newest hotels in Obihiro. Opposite the central Obihiro Railway Station.	

There are many hotels in and around Obihiro. To search on the internet, try keyword of “Obihiro” and “Tokachigawa”. The website below can be a good reference:

<http://www.obihiroyado.com/English/european.html>.

If you are having difficulty in contacting the hotels, or would like the organisers to assist with bookings, please don't hesitate to contact the Rally Secretariat.



12. Reconnaissance



12.1 Registration

Date & Time: Wednesday 24 September 1300hrs – 1900hrs

Location: Rally HQ

Registration for reconnaissance will coincide with administrative checks. A date and time for the administrative checks will be allocated to each team. Competitors should complete the relevant section in the Entry Booklet in Appendix D, of Rally Guide 1 to nominate a time.



12.2 Summary of specific regulations and instructions for reconnaissance

General reconnaissance regulations are included in Article 25 of the FIA Regional Rally Sporting Regulations and Article 9 of the Rally Hokkaido Supplementary Regulations.

Reconnaissance must take place according to the schedule shown in Appendix A.3. There are 3 separate recce groups, with their own assigned slots in recce schedule.

The first two are for APRC and Asia Cup Championship competitors – Group A is for car number 1 to 15, and Group B is for the rest of the APRC competitors. The third group is for all the JRC competitors. Competitors are not allowed to perform reconnaissance outside the slot assigned to his/her recce group.

Competitors must register full details of their vehicle prior to leaving for reconnaissance. At registration competitors will be issued a reconnaissance pass and a vehicle identification sticker. The vehicle identification sticker must be displayed on the left rear side window during reconnaissance. The reconnaissance pass is valid for 2 passages and must be carried in the reconnaissance vehicle at all times, and must be submitted to an official for his/her signature at the start of each special stage.

Crews are authorized to drive a maximum of two times through each special stage but only the same direction as the rally. Where a special stage is repeated, the maximum number of passages will still be only two.

During reconnaissance, competitors must strictly comply with the road traffic laws. At all times the safety and rights of other road users must be respected. Rally officials may monitor the behaviour of competitors on the reconnaissance route with visual, electronic, photographic or video methods. All offences will be reported to the Stewards who may impose penalties up to the refusal to start.

Speed limits as signposted on all roads used during reconnaissance must be observed. Failure to comply will result in a penalty to be applied by the Stewards.

APRC and Asia Cup competitors must use tyres of series production type designed primarily for asphalt use. Use of competition tyres is forbidden.

The location of petrol stations and convenience stores is marked on the Route Map. Most (but not all) stores will accept credit cards though cash is more commonly used as preferred method of payment.

12.3 Recommended route to use from SS finish back to start

The recommended route for recce is shown in the recce instruction document which is to be provided at the time of registration.



13. Scrutineering, marking and sealing



13.1 Date, place and time

Date and time: Thursday 25 September 0830hrs - 1900hrs
Friday 26 September 0830hrs - 1230hrs
Location: Sanyo Konetsu Super Pit Chuo-ten
10 W8, S9, Obihiro

Competitors should nominate preferred time for scrutineering by filling in the details on the Entry Booklet in Rally Guide 1. If not, then the Organisers will nominate a time for them. A schedule for Scrutineering will be published on the Official Notice Board on Wednesday 24 September 0900hrs.



13.2 Preparations to be made before the car is brought to scrutineering

Competitors should position their cars at the entrance to the Scrutineering Bay in accordance with the published schedule, and follow the direction of the officials present. In the case that the entrance is crowded with vehicles of other competitors and entry on time is not possible, a member of the team concerned should find the post marshal at the entrance and notify him or her of the situation.

Car number stickers, front plate, front door panels (with car numbers) and organiser's advertising stickers must be affixed to the car accordingly prior to the entry to the scrutineering. Please refer the Supplementary Regulations for the event for the positions to be affixed.

The following documents / items should be brought to scrutineering:

- Scrutiny Sheet; given to competitors on completion of Administrative Checks.
- Current vehicle registration papers (Not required for cars registered overseas)
- The vehicles motorsport logbook (If available).
- The rollcage homologation papers.
- FIA Homologation Form for the vehicle including all extensions/updates
 - Helmets, driving suits, underwear, socks, balaclavas, racing shoes and gloves

Competitors should make sure they are familiar with Appendix J to the FIA International Sporting Code, especially Articles 252 (General Prescriptions for production Cars) and 253 (Safety Equipment), Chapter 3 of Appendix L to the the FIA International Sporting Code, FIA Regiona rally Sporting Regulations Articles 26, 27 and 28, as well as Article 11 of the Rally Hokkaido Supplementary Regulations. For the JRC competitors, please refer the JAF Sporting regulations.

13.3 Route instructions to scrutineering

The location of the Sanyo Konetsu Super Pit is marked on Obihiro city Map included in Appendix B. Turn left after exiting the Service Park and make another left turn, cross the Satsunai river and turn right at the intersection with Route 236 (where 7-11 store and Hokuren gas station are located). Proceed 400m and turn left (at the ENEOS gas station corner) and follow the road for 2.73 km, then turn left at the West 5 - South 19 intersection (where Posful store is located). Follow the road for 1.58 km to West 8 - South 9 and you will see a Mobil sign of the Super Pit on your left, sitting back from the street.



13.4 Final Scrutineering

Final Scrutineering will be held at Sanyo Konetsu Super Pit Chuo-ten, the same location as pre-event scrutineering. Competitors who are required to attend post-event scrutineering will be notified at the Finish Regroup. Please follow the instruction to be given there by an official for final scrutineering.



14. Shakedown



Shakedown will be held at SATSUNAI River SSS, which is adjacent to the Kita Aikoku Service Park.

Shakedown is compulsory for all entrants registered in the APRC Championship and Asia Cup, and other competitors designated by the organiser. Details is as below;

Location	SATSUNAI River SSS
Date and Time	Friday 26 September 1200hrs – 1300hrs
Stage length	1.00km
Service	Kita Aikoku Service Park
Distance from the Service Park	3.3km

15. Ceremonial Start & Rally Show

15.1 Location and time

Date and time: Friday 26 September 1545hrs -
Location: Kita Aikoku Service Park

15.2 Programme, procedure and instructions

The Ceremonial Start incorporates a rally show, where autograph session by drivers/co-drivers and other attractions for fans will be held. The Rally Show will be held at Kita Aikoku Service Park, followed by the Ceremonial Start. Drivers and co-drivers are kindly advised to attend in their driving suits.

Rally Show

Rally Show for spectators will be held from 15:45 to 16:20 hrs. Rally cars should be lined up for display on the tarmac-surfaced road between the podium and the service area. Deployment plan and schedule of rally cars and competitors will be provided in a Communication. Spectators will be allowed to walk along the rally cars on display to take a close look at them. Teams are encouraged to put up team or sponsor flags, banners and engage in promotional activities. Drivers and co-drivers should be available for autograph signing for the fans beside their respective cars. After the finish of the Rally Show spectators will be asked to leave the area.



Crews should wait by their cars for directions by the officials to proceed to the ceremonial start.

Ceremonial start

The opening ceremony will begin at 16:45 hrs, and the first car is to start at the podium at 17:00 hrs. Starting order of the ceremonial start is as follows:

APRC and Asia Cup competitors: Reverse order of their car numbers

JRC competitors: Order of their car numbers

At the ceremonial start each team is allowed to show their own placard (to be prepared by the teams themselves) to introduce their team. The placards must show the car number, driver's name and the team nationality (sponsors names and logos can be shown as well). The person who carries the placard can be a team member (male or female). They can wear team kit, or any other suitable costume.



Please refer Appendix. D6 for the layout of the podium area.

NOTE: Ceremonial start will be followed by SS1 SATSUNAI River.

First car	Activity	Location
1545hrs	Rally Show starts. Spectators are allowed inside the area under control of marshals. All drivers and co-drivers are encouraged to participate in autograph session. Top 10 APRC and top 5 JRC crews must notify the organizers in advance if they are not able to participate. Tables, chairs and tents should be prepared by the teams if necessary.	Rally Show venue
1620hrs	Rally Show ends. Spectators are guided out of the area and invited to the ceremonial start.	
1645hrs	Ceremony starts. Crews move their cars into stand-by position near the entrance of podium area under the officials supervision	
1700hrs	First car climbs up the podium. The cars will go over the podium under the directions by the officials in 30 sec – 1min intervals. After going over the podium the cars are to be driven to pass in front of the spectators and back into the service area.	Podium
1737hrs	TC 0 Service Exit	Service Park
1757hrs	TC 1 OBIHIRO	SATSUNAI River SSS
1800hrs	SS 1 SATSUNAI River	SATSUNAI River SSS



16. Official Finish



16.1 Location and time

Date and time: Sunday 28 September 1722hrs
Location: Kita aikoku Service Park

The order for the official finish is as follows:

APRC

APRC registered top 3 crews

APRC overall top 3

The rest of the APRC competitors will go over the finish podium according to the order of their check-in at the finish regroup.



Prize giving for all classes will be held (depending on number of entries). Winners are kindly asked to collect their trophies and prizes at the Rally Secretariat after the announcement of final results of the rally.

JRC

Date and time: Sunday 28 September 1528hrs

Location: Kita aikoku Service Park

Provisional prize-giving for top crews of each classe will be held at the podium.

The rest of the JRC competitors will go over the finish podium according to the order of their check-in at the finish regroup.

Winners are asked to collect their trophies and prizes at the Rally Secretariat after the announcement of final results of the rally.



The layout for the Official Finish is included in Appendix D.

16.2 Programme, procedure and instructions

APRC

First car	Activity	Details
1712hrs	Finish holding IN	A regroup precedeing the Finish podium
1722hrs	3 rd placed APRC-registered crew	3 rd placed registered APRC car goes on podium and halts at the top.. Crew gets out of the car for photos, waves to public (20 sec). Car will be guided into the location at the left of the podium. Crew stays on stanby for prize-giving.
1724hrs	2 nd placed APRC-registered crew	2 nd placed registered APRC car goes on podium and halts at the top. Crew gets out of the car for photos, waves to public (20 sec). Car will be guided into the location at the right of the podium. Crew stays on stanby for prize-giving.
1726hrs	APRC-registered winners	1 st placed registered APRC car goes on podium. Car is to stop at the top of the podium slope with its nose at the edge of the downward slope, engine is switched off. The crew gets out of the car and climb on the bonnet, receives laurel crowns, hold a pose for photos, waves to public (30 sec). Team briefly joins the crew on the podium for photos.
	Olympic podium	After photos are taken, Olympic podium is to be put in place in front of the podium
1729hrs	Winner interview	Winner is to be interviewed on the podium
	Presentation	Presentors are on standby, guided by the officials
1731hrs	3 winning crews on Olympic podium	Called out by the MC crews get on the olympic podium in this order: 1 st , 2 nd , 3 rd . Co-drivers stand on the left of their drivers.
1733hrs	National anthem, flags up	National anthem of the winning driver is played (30 sec). National flags of the 3 winning drivers and the winning manufacturer go up.
1735hrs	Trophies awarded	Presentors bring the trophies, give them to crews guided by the MC in the order of: 3 rd , 2 nd , 1 st . Champagne is placed by each driver's feet. Presentors return to their seats.
1737hrs	Crew/Trophy photo	Crews hold pose for photos with trophies in their hands
1739hrs	Champagne shower	After the photo shoot crews spray the champagne. Olympic podium is moved out to prepapre for APRC overall prize-giving
1741hrs	Cars leave	Winning car drives off the podium, leaves the venue 2 nd and 3 rd placed cars follow to the parc ferme.
1743hrs	Prize-giving for APRC overall winners	(the same procedure as for APRC registered crews) MC announces the overall APRC winners
1750hrs	APRC overall winners presented with trophies	If all the 3 cars are different from the registered APRC, the same procedure is used. If any of the three cars is the same as in APRC registered winners group, the following procedure will be adopted: 2 nd and 3 rd placed crews get off the car, receive the trophies, pose for photos, drive off to the parc ferme. APRC overall winners receive laurels and trophies, photos taken. Car driven to the parc ferme.

1756hrs	The rest of APRC competitors finishes	The rest of the APRC competitors who completed Leg 2 go over the finish podium at 30 sec intervals. Crews do not leave the car. The cars to halt briefly on the top of the podium for photos. All trophies and prizes for the winners of each classes are to be given to crews later at the HQ.
---------	---------------------------------------	---

JRC provisional prize-giving
Please refer to the Japanese version of Rally Guide 2



17. PR activities and other functions



Thursday 25 September

Welcome Party

Time: 1930hrs -
Venue: Kita Aikoku Service Park
Description: Stand-up dinner party hosted by the International Rally Support Association
Attendees: Crews, team members and competition officials

Friday 26 September

Pre Event media conference

Date and time: 1430hrs
Venue: Media Centre
Description: APRC top crews and JRC top crews media conference
Attendance: Restricted to accredited media

Rally Show (Autograph session and Rally Cars display)

Date and time: 1545hrs - 1620hrs
Venue: Kita Aikoku Service Park Rally show space
Description: Rally cars on display along the main road, crews giving out signatures
Attendees: No restrictions. Open for public till 16:20

Opening Ceremony and Ceremonial Start

Date and time: Opening Ceremony from 1645hrs / Ceremonial Start from 1700hrs
Venue: Kita Aikoku Service Park
Description: Podium presentation.
Attendees: Spectators can watch the start show from the area around the podium

Saturday 27 September

Fans cheer-up area along the road

Time: around 1700hrs -
Venue: Obihiro Ekimae Dori street, between W2 S8 and W2 S11 (around Fujimaru Department Store)
Description: Fans and spectators will cheer-up the crew along the road
Attendees: no restriction / open for public

Sunday 28 September

Official Finish

Date and time: 1639hrs -
Venue: Kita Aikoku Service Park
Description: Podium finish and award giving ceremony
Attendees: Spectators can watch the finish ceremony from the area around the podium

Final media conference

Date and time: 1830hrs – (JRC: 1630hrs -)
Venue: Kita Aikoku Service Park
Description: Interview with the top three finishing drivers and co-drivers.
Attendees: Restricted to accredited media



18. Media



18.1 Contact details before the event

For media enquiries, please contact Mr. Isao KONO .

Media Officer:	Mr Isao KONO
Address:	Rally Hokkaido Permanent Secretariat (Media) Homei Building, Minami 4-9, Nangodori 19 Shiroishi-ku, Sapporo, HOKKAIDO 003-0022, JAPAN
TEL:	+81 (0) 11 864 2003
FAX:	+81 (0) 11 864 1182
Email:	media@rally-hokkaido.com
Web:	www.rally-hokkaido.com

18.2 Accreditation procedure / criteria and deadline

All media wishing to attend Rally Hokkaido are required to complete the Media Accreditation Form and send it along with required documents to the Rally Secretariat (Attention: Mr. Jiro KOIKE) by Thursday 12th September 2013 1800hrs. Applications must be sent by post. The application form, the list of necessary documents and explanation of each document have been posted on the official website www.rally-hokkaido.com. Questions should be addressed to Mr. Koike at the Permanent Secretariat.

Media applications must be received by Thursday 11 September 2014 1800hrs

18.3 Contact details during the event

Media Centre	
Address:	Administration Building, Tokachi Oval 56-7 S7, Minami-machi, Obihiro Hokkaido, JAPAN 080-0856
TEL:	Tel : +81 (0)155-66-6260
FAX:	Fax : +81 (0)155-66-6260
Email:	media@rally-hokkaido.com

18.4 Accreditation desk - location and opening hours

The Accreditation desk will be located in the media centre.

Accreditation Hours:

Wednesday	24 September	1300hrs - 1900hrs
Thursday	25 September	0800hrs - 1900hrs
Friday	26 September	0630hrs - 2200hrs

18.5 Media Centre - location and opening hours

Business Hours;

Wednesday	24 September	1300hrs - 1900hrs
Thursday	25 September	0800hrs - 1900hrs
Friday	26 September	0630hrs - 2200hrs
Saturday	27 September	0600hrs - 2200hrs
Sunday	28 September	0430hrs - 2100hrs
Monday	29 September	0900hrs - 1200hrs

18.6 Media conferences - time and location

Pre Event media conference

Date and time:	Friday 26 September	APRC: 1330hrs	JRC: 1350hrs
Location:	Media Centre		

Final media conference

Date and time:	Sunday 28 September	APRC: 1830hrs	JRC: 1630hrs
Location:	Kita Aikoku Service Park		

18.7 Media coverage

Following is the list of media registered to cover the event. The final list may not be identical to this list as this guide is issued prior to the closing date for media accreditation applications

Magazines

Rally+	Play Drive	JAF Sport
Impreza Magazine	Car Magazine	

Newspapees and news agencies

Tokachi Mainichi Shinbun	Otofuke News	Rikubetsu News
Hokkaido Shinbun	Ashoro News	Shihoro News

(Shimbun = newspaper)

T V & Radio programme

APRC TV	carXs	FM Apple
RALLY PLUS.NET	Rally Do	

(As of 31 August)



19. Credential Passes and Vehicle Plates





19.1 Credential Passes




All area
(Valid only for the location specified)




Spectator area
Service Park
Results and Information Area
Media Centre
Media conference
Media Point (Access with tabard only)



Service Park
Rally HQ
Results and Information Area
Media conference
(if space allows)



Spectator area
Service Park



Only for Police use

19.2 Vehicle Plates



All parking areas
(Valid only for the location specified)



Spectator parking areas
Service Park parking areas
Media parking areas



Spectator parking areas
Service Park parking areas
Media parking areas
Stage Access (Access with tabard only)



Service space
Auxiliary vehicle parking areas



Spectator parking areas
Service Park parking areas



20. Medical and Safety Services



20.1 Emergency Number(s)

The main telephone number at Rally HQ will be manned by bilingual officials during opening hours.

General number for emergency services are as follows:

Ambulance and Fire:	119
Police:	110

The Kousei General Hospital is located in Central Obihiro, opposite City Hall. The hospital will be fully briefed on the rally programme and has English speaking staff. The most convenient and closest hospital from the Kita Aikoku Service Park is Hokuto Hospital: Following are the contacts for these two hospitals.

Hospital Name	Tel No.	Address
Obihiro Kousei General Hospital	0155-24-4161	W6 S8-1, Obihiro
Hokuto Hospital	0155-48-8000	7-5, Inada-Cho, Obihiro

Following is the location and contact details for the main hospitals on or close to the rally route:

Hospital Name	Tel No.	Address
<i>Obihiro Kousei General Hospital</i>	<i>0155-24-4161</i>	<i>W6, S8 Obihiro</i>
Obihiro Kyokai Hospital	0155-22-6600	E5, S9 Obihiro
Obihiro Dai-ichi Hospital	0155-25-3121	W4, S15 Obihiro
Hokuto Hospital	0155-48-8000	7-5, Inada-Cho, Obihiro
Obihiro Tokushukai Hospital	0155-32-3030	Kino Nishidori 14, Otofuke
<i>Kitami Red Cross Hospital</i>	<i>0157-24-3115</i>	<i>N6, E2, Kitami</i>
Kitami Cranial Nerve Surgery	0157-26-8800	1-36 Miwa, Kitami
Rikubetsu Kokuho Clinic	0156-27-2135	3, E2, Rikubetsu
Ashoro Kokumin Hoken Hospital	01562-5-2155	3, S2 Ashoro
Hombetsu Kokumin Hoken Hospital	01562-2-2025	6-8 Nishibiribetsu, Hombetsu

Hospitals with critical care centers are in Bold Italic print.

In case if you need medication in holidays or night time, please check the website of Hokkaido Medical Information System to find available hospitals.

Hokkaido Medical Information System	
URL	http://www.qq.pref.hokkaido.jp/qq/qq01fngsp.asp

Pharmacies and Dental Clinics are included in the Business Directory in Section 21.8.
Car towing service and transporters are listed in the Business Directory in Section 21.8.

21. List of useful facts and services

21.1 Fast Facts

Airport:	Japan Airlines provide four flights every day from Haneda to Tokachi / Obihiro Airport. From 27 March 2011 Hokkaido International Airlines (AIR DO) have also started service to Obihiro with 3 flights available every day. Travelling time from Tokachi Obihiro Airport to central Obihiro is approximately 25 minutes. The transfer can be made by airport shuttle (JPY1,000 - to all major hotels and the train station), or taxi and rental cars are available. Keep baggage tags handy as these will be required on exit from the baggage collection area.
Train:	Japan Railways (JR) Hokkaido provides limited express services between Sapporo and Obihiro approximately 2.20hrs), and between Chitose Airport and Obihiro (approximately 2.10hrs).
Cash:	It is wise to expect to pay for most daily expenses in cash (JPY). Hotels and large shops will accept international credit cards, but often smaller convenience stores, petrol stations, restaurants and some ATMs will only accept cash or Japanese credit cards.
Currency:	The currency is Japanese Yen (JPY, or '¥'), and it is a decimal system, with the largest note being JPY10,000, and the smallest coin being JPY1. In August 2013 the exchange rate was 1 EUR = about 130 JPY; 1 USD = about 98 JPY; 1 AUD = about 87 JPY. (See section below on Banks Credit Cards and Cash) Currency exchange is only available from Monday to Friday in Obihiro.
Elevation:	Kita Aikoku Service Park: 40m / Rikubetsu Service: 217m Average for Special Stages: 369m
Electricity:	100V at 50 cycles. Plugs are twin parallel pin-type, the same as are used in the USA.
Embassies and Consulates:	For a complete list of embassies and consulates in Japan and Japanese missions abroad See http://www.mofa.go.jp
International Dialling:	The international dialling codes vary depending on which phone company is being used. It should be listed in the 'Information for Guests' book in hotels, or on the internet for mobile phones.
Mobile phones:	GSM phones except 3G do not work in Japan. There is more information about mobile phones in the Section that follows.
Opening Hours:	Shops are open seven days a week, normally from 1000hrs until approximately 1900hrs, some stay open later. Banks, government offices and the Post Office, however, work Monday to Friday.
Population:	Japan: 126 million Hokkaido: 5.47 million
Public Holidays: (near the event)	Tuesday 23 September (Autumn Equinox Day)

Rainfall (Obihiro):	September: 138.1mm
Sunrise	05:13hrs (September 26 th) (Source: http://keisan.casio.com)
Sunset	17:14hrs (September 26 th) (Source: http://keisan.casio.com)
Tax:	Consumption tax is 8% (raised from 5% at April 2014)
Temperature (Obihiro):	September: High :21.5 degrees, Low: 12.1 degrees , Average: 16.3 degrees (figures all in Celcius)
Time Zone:	Standard Japanese time is GMT +9
Tipping:	Tipping is not customary in Japan.
Visas:	Currently, visa is waived for short stays (usually up to 3 months) for the citizens of 62 countries. You are advised to check with the Japanese Embassy in your home country before commencing travel to Japan. Competitors requiring a letter of invitation from Rally Hokkaido to obtain visas should contact the organizer: Ms. Mieko NIINO, Secretary: Tel: +81 (0) 11 864 1131 Fax: +81 (0) 11 864 1182 Email: niino@homei-gr.com For a list of Japanese Embassies abroad, see: http://www.mofa.go.jp/about/emb_cons/over/
Water:	Normal tap water is drinkable. Some hotels also use non-drinkable, recycled water that is clearly marked as such

21.2 Vehicle Rental - cars and trucks

The official vehicle supplier for Rally Hokkaido is NIPPON Rent-A-Car.
Special discount will be offered for reservations made through the exclusive website below:

https://www.nrh.co.jp/charge_v3/en.shtml?id=A12KAFGLRR

Branches:

Tokachi Airport	0155-64-5065
Near Obihiro Station	0155-22-0919
Chitose Airport	0123-26-0919

21.3 Airlines

Japan Airlines (JAL/JL)		
Domestic	Tokyo	03-5460-0522
International	Tokyo	03-5460-0511
All Nippon Airways (ANA/NH)		
Domestic	Tokyo	03-6741-8800
International	Tokyo	03-6741-6685
Air France (AF)	Tokyo	03-5767-4143

Air India (AI)	Tokyo	03-3508-0261	
Air NZ (NZ)	Tokyo	03-5521-2770	0120-300-747 (Toll-free)
Alitalia (AZ)	Narita	0476-32-7811	
American Airlines (AA)	Tokyo	03-3298-7677	
British Airways (BA)	Tokyo	03-3298-5238	
Cathay Pacific (CX)	Narita	0476-32-7650	
Finnair (AY)	Tokyo	03-3222-6801	0120-700-915 (Toll-free)
Lufthansa (LH)	Tokyo	03-4333-7656	0120-051-844 (Toll-free)
Malaysian (MH)	Tokyo	03-5733-2111	
Qantas (QF)	Tokyo	03-6833-0700	0120-207-020 (Toll-free)
Scandinavian (SAS/SK)	Tokyo	03-5400-2331	
Singapore Airlines (SQ)	Tokyo	03-3213-3431	
Thai Airways (TG)	Tokyo	03-3503-3311	
United Airlines (UA)	Tokyo	03-6732-5011	
Virgin Atlantic (VS)	Tokyo	03-3499-8811	

How to get to Obihiro .

From Tokyo / Narita International Airport to Haneda Airport

There is Airport Limousine bus service between New Tokyo Int'l Airport (Narita/NRT) and Tokyo Int'l Airport (Haneda/HND). Its fare is JPY3,000 per person, and tickets are available at the Airport Limousine / Information desk at the arrival lobby, located along the wall facing towards passengers coming out of the customs area. Please note credit card may not be accepted. Your stop at Haneda airport is Airport Terminal 1, if you are taking Japan Airlines (JAL/JL) flight. Average travel time between those two airports is 65 to 85 minutes. For details, please refer the following page:

http://www.limousinebus.co.jp/en/bus_services/inter_airport_route/

From Tokyo / Haneda Airport to Tokachi Obihiro Airport-

There are 4 daily flights from Haneda to Tokachi/Obihiro airport, operated by Japan Airlines. Those flights leaves from Terminal 1 of Haneda. In addition, Air Do operates 3 daily flights from Haneda to Tokachi/Obihiro airport, leaving from Terminal 2 at Haneda.

From Sapporo/Chitose Airport to JR Obihiro Station

For those coming from New Chitose Airport to Obihiro by train (JR railway), a transfer is required at Minami Chitose (South Chitose) Station, which is the first stop from the airport station, arriving from the airport in approximately three minutes. Tickets one-way will cost about JPY6,000..

From Sapporo/Chitose Airport to Obihiro by car

Take Hokkaido Expressway from "New Chitose Airport IC" towards Sapporo, and at "Chitose Eniwa JCT", which is approx. 9km from the New Chitose Airport IC, drive into "Doto Expressway". Follow the signs all the way to Obihiro for approx. 140km. At "Obihiro JCT", turn left to drive into "Obihiro-Hiroo Expressway" and continue your journey to Obihiro. The nearest exit to the Kita Aikoku Service Park is "Obihiro Kawanishi IC".

From Tokachi Obihiro Airport to the central Obihiro downtown-

Airport shuttle bus services are available connecting the airport and major downtown hotels, departing the airport approx. 15 minutes after the arrival of each flight. The fare is JPY1,000 and the travel time is approx. 35 to 46 minutes. Taxis and rental cars are also available at the airport. Travelling time is approximately 40 minutes.

From the Obihiro downtown to the Rally HQ.

Travel from JR Obihiro Station to the Rally HQ takes approximately 10 minutes by car. If you are driving from the Tokachi Obihiro Airport to the Rally HQ, travel time is approx.40 minutes.

21.4 Photocopy Services

Winet	W 5, S 9	0155-25-1211
Tokachi Micro	E 4, S13-19	0155-24-2171
Taiyo copy centre	E 1, S6	0155-23-1663
Sugihara Jimu	W 5, S10	0155-25-1509

There are a lot of 'around the clock' convenience stores (7-11, Lawson, Seicomart and so on) in and around Obihiro. Many convenience stores have ATM's and copy machines.

21.5 Telephones

Mobile Phones

Mobile phone network in Japan uses different types of system from GSM, which is commonly used in many other countries. You will need a 3G or LTE phone or local model to use it in Japan.

Due to this, roaming service for overseas phones are quite limited. If you plan to use your mobile phone in Japan, please confirm with your mobile phone carrier for the availability of roaming service for your phone.

Mobile phone rental service at international airports

SoftBank Global Rental

<http://www.softbank-rental.jp/e/>

JAL-ABC

http://www.jalabc.com/rental/domestic_eng/

List of mobile phone rental shops at major int'l airports:

Narita Airport:

http://www.narita-airport.jp/en/guide/service/list/svc_19.html

Kansai Int'l Airport:

http://www.kansai-airport.or.jp/en/service/rental/index.html#_02

Public Phones

International calls can be made from grey, or brown/green coloured public telephones located in hotels and passenger terminals of airports. JPY1,000 notes are required to buy phone cards to use the phones. Vending machines for phone cards are often located around the public phones.

Internet Connections

Almost all the hotels have internet connections available at guest rooms, or in their business centres. The grey and brown/green public telephones are also fitted with modem sockets, providing an inexpensive means of connection to the Internet. The brown/green phone also has infra-red modem connection capability.

21.6 Security Guard Services

Teikoku	W 2, S 4	0155-22-5519
Hokkaido Cyuo Keibi	W 6, S 2	0155-23-3084
Sanwa Keibi	W 5, N 2	0155-22-0511
SECOM	W 6, S 2	0155-26-1500

21.7 Taxis

Dai-ichi	W9, S10	0155-21-6151
Hinomaru Koutsu	W19, S1	0155-36-5111
Marimo	Odori, S17	0155-23-8181
Obihiro	W19, S1	0155-33-8844
Chuo Taxi	W7, S4	0155-23-4141

Toyo Taxi
Tokachi Kanko

W18, S2
W19, S1

0155-33-3939
0120-34-9595

21.8 Business Directory

Dental Clinics

Tsugayasu Dental Clinic	W10, S9	0155-21-2002
Tokachi Dental Insurance Centre	E7, S9	0155-25-2172 for urgent after-hours treatment only

Pharmacies

Tsuruha Obihiro	W5, S18	0155-20-3533
Inada	S9, W9, Inada-cho	0155-49-2066
Satsunai	163 Satsunai-kyoei,	0155-20-3825

Tow-away service / Car Transporters

Landmark33	W2, S33	0155-48-4616	0120-747-110
Obata shokai	W20, N2	0155-33-3900	0120-494-988
Maeda Jidosha Kogyo	Honbetsu	01562-2-3002	
Bodyshop Kunii	Ashoro	01562-5-4607	
Matsui Shoka	Shihoro	01557-6-2153	

Electronics Stores / Computers

Yamada Denki	W13, N1	0155-58-4080
100 Man Volts	Inada-cho, S9	0155-48-3939
Hara Denki	Odori, S12	0155-22-5522

Vehicles - Spare parts, batteries, distilled water, oil & etc

Homac	Inada-cho S9, W9	0155-49-1101
Yellow Hat	W5, S16	0155-26-1680
Autobacs	W6, N1	0155-23-5500

Windscreens

Tokachi Glass	W4, S1	0155-22-6161
Kita Glass	W6, N1	0155-24-3246

Gas Cylinders

Hokkaido Air & Wate	W22, S1	0155-37-1181
---------------------	---------	--------------

21.9 Restaurants

Name	Address & TEL	Cuisine	Price	Closed on
Kakemura かけ村	Odori, S 11-20 0155-27-6100	Izakaya style Chinese & Japanese restaurant	2	Sundays
Easy Diner7026 イージーダイナー7026	W2, S 8 0155-23-8875	Izakaya style Japanese restaurant	2	Sundays & Holidays

Umi-e 海へ	W1, S 9	0155-20-2485	Izakaya style Japanese restaurant	1-2	
Kakashi かかし	W2, S10	0155-25-5911	Izakaya style Japanese restaurant	1-2	Sundays
Hageten はげ天	W1, S 10-5	0155-23-4478	Japanese, Tempura, sushi, pork bowl	1-2	Open 7 days
Tatsumi zush 辰巳寿し	W1, S 11	0155-24-6665	Sushi	2	Sundays
Torisei 鳥せい 中央店	W1, S 10-13	0120-73-2389	Yakitori (chicken grill)	1-2	1 st & 2 nd Sun of the month
Pancho ぶた丼ぱんちょう	W1, S1 1-19	0155-22-1974	Pork Bowl	2	Mondays
Choju an 長寿庵	Odori, S 9-15	0155-22-5007	Soba noodle	1	
Misuzu みすず	W2, S 8-20	0155-23-4706	Chinese noodle (ramen)	1	Wednesdays.
Anju あんじゅ	Odori, S 9-15	0155-26-5464	Grilled meat	1-2	
Heiwa en 平和園 帯広店	Odori, S 12-1	0155-22-6151	Grilled meat	1-2	Wednesdays
Kita no Yatai 北の屋台	W1, S 10		Variety (Food court)	1	
Testa Rossa テストロッサ	Odori, S10-19	0155-27-8866	Italian	1-2	Sundays
Mana Pizza マンマピッツァ	W1, S 10	0155-23-4523	Italian	1-2	Sundays
Aldente アルデンテ	W3, S 17-8	0155-22-9850	Italian	1-2	Sundays
Al Pesca アルペスカ	W1, S 12	0155-28-5663	Italian	2-3	
Pepe Sale ペペサーレ	Odori, S 10-1	0155-28-5360	Italian	1	Open 7 days
Hakodate Akachochin 函館あかちょうちん	W1, S 9-9	0155-22-2537	Izakaya style Japanese restaurant	1-2	
Tokachi Beer 十勝ビール	W1, S 9-6	0155-26-4141	Local beer and light meal	1-2	Open 7 days
Rancho Elpaso ランチョ・エルパソ	W16, S 6-13	0120-33-8683	Country food	2	Wednesdays
Spice Garden スパイスガーデン	Odori, S 11-6	0155-26-5767	Sri Lankan	2	
Aka Togarashi 赤唐辛子	W1, S 11_2F	0155-22-8707	South-Eastern	2	Sundays
Bisan 美汕	W5, S 19-7	0155-67-0900	Izakaya style restaurant	1-2	

Price range:

1 = below JPY1000 for main dish;

2 = between JPY1000 and JPY3000 for main dish;

3 = above JPY3000 for main dish.

Japanese food vocabulary

Sashimi = raw fish dipped in soy sauce, with wasabi paste

Sushi = raw fish dipped in soy sauce, with wasabi paste, served on a rice ball

Sukiyaki = sliced beef and vegetables cooked in a pan.

- Butadon = What 'Peking Duck' is to Beijing, Butadon is to Obihiro. Charcoal-grilled thick slices of pork with house-original sauce, served on rice. Pork Bowl.
- Udon = large white noodles, made from rice flour, eaten with stock, meat and fresh vegetables.
- Soba = buckwheat noodles eaten hot or cold, often in a clear soup stock with fresh vegetables.
- Ramen = Chinese style noodles served in hot soup. Hokkaido is known for Miso Ramen, which is ramen with a salty soy-bean paste flavoured soup.
- Yakiniku = barbecue style originating from Korea / Mongolia. Guest sit around a table with the grill built into the table between them., and cook various types of meat and vegetables.
- Izakaya = Japanese style pub food, where guests share a variety of small dishes. Similar in concept to Spanish 'tapas'.
- Gyoza = Japanese style grilled 'won tons'.

Bars and Pubs

There are many number of karaoke bars, like many other Japanese cities. The table below shows selected western style bars / pubs available in Obihiro.

Name	Address&TEL	Description
Chelsea London Pub ロンドンパブ チェルシー	W1, S10_1F 0155-27-0888	Popular local 'grunge' bar
Shot Bar Lovers ショットバー ラヴァーズ	13F Hotel Paco, W1, S11 0155-26-8150	A nice roof-top bar with great views. Don't be put off by the name!
Beifu 米風	Odori, S 12-1 0155-27-1291	Casual Bar
Galway	W2, S11 0155-20-5211	Irish Pub. Popular among foreigners. Cash on delivery.
Come on 歌夢音(カモン)	W2, S10-16_2F 0155-25-4545	Place with live music