

APPENDICES

Appendix A: Itinerary

- A1 Itinerary
- A2 Itinerary compared with previous years
- A3 Reconnaissance Schedule

Appendix B: Maps

- B1 Overview / Route Map
- B2 Map of Obihiro

Appendix C: Drawings & Layouts

- C1 Kita Aikoku Service Park Layout
- C2 Rikubetsu Remote Service Layout

Appendix D: Forms

- D1 Accommodation Booking form
- D2 Entry Booklet
- D3 Radio Unit / Frequency License Application

A.1 Itinerary

Leg 1

Rally <small>23-25 Sep. 2016</small> Hokkaido		FIA ASIA-PACIFIC RALLY CHAMPIONSHIP		JAPAN RALLY FEDERATION		rally & racing A.G.M.S.C HOKKAIDO	
Itinerary							
Start Leg 1A				Friday 23 September 2016			
TC	Location	SS dst.	Liaison dist.	Total dist.	Target time	First car due	
0	Start Leg 1 - (Kita Aikoku)					17:37	
RZ	Refuel - Kita Aikoku						
1	Distance to next refuel	13.76	83.30	97.06			
1	Obihiro		3.24	3.24	0:20	17:57	
SS1	SSS SATSUNAI RIVER 1	1.39				18:00	
1A	Parc Ferme IN		1.43	2.82	0:10	18:10	
Overnight regroup							
Start Leg 1B				Saturday 24 September 2016			
TC	Location	SS dst.	Liaison dist.	Total dist.	Target time	First car due	
1B	Parc Ferme OUT - Service IN					6:00	
	Service A - Kita Aikoku	1.39	4.67	6.06	0:15		
1C	Service - OUT					6:15	
2	Ikeda		32.44	32.44	0:43	6:58	
SS2	IKEDA 1	12.37				7:01	
RZ	Remote Refuel - Kamitoshibetsu						
2	Distance to next refuel	34.13	63.56	97.69			
3	Rikubetsu		68.76	81.13	1:48	8:49	
SS3	RIKUBETSU LONG 1	4.63				8:52	
4	Shotoshibetsu		18.48	23.11	0:29	9:21	
SS4	KUNNEYWA 1	29.50				9:24	
RZ	Remote Refuel - Kamitoshibetsu						
3	Distance to next refuel	10.40	9.05	19.45			
5	Pawse Kamuy		24.35	53.85	1:00	10:24	
SS5	PAWSE KAMUY 1	10.40				10:27	
RZ	Remote Refuel - Kamitoshibetsu						
4	Distance to next refuel	38.76	66.78	105.54			
6	Rikubetsu		29.78	40.18	0:53	11:20	
SS6	RIKUBETSU LONG 2	4.63				11:23	
6A	Regroup and Technical Zone IN		0.20	4.83	0:07	11:30	
6B	Regroup and Technical Zone OUT						
	Service IN						
	Flexi - Service B (Rikubetsu)	61.53	174.01	235.54	0:20		
6C	Service OUT - Regroup IN						
6D	Regroup OUT					12:20	
7	Rikubetsu		3.02	3.02	0:45	13:05	
SS7	RIKUBETSU LONG 3	4.63				13:08	
8	Shotoshibetsu		18.48	23.11	0:39	13:47	
SS8	KUNNEYWA 2	29.50				13:50	
RZ	Remote Refuel - Kamitoshibetsu						
5	Distance to next refuel	10.40	9.05	19.45			
9	Pawse Kamuy		24.35	53.85	1:00	14:50	
SS9	PAWSE KAMUY 2	10.40				14:53	
RZ	Remote Refuel - Kamitoshibetsu						
6	Distance to next refuel	13.76	120.59	134.35			
10	Ikeda		66.55	76.95	1:29	16:22	
SS10	IKEDA 2	12.37				16:25	
10A	Regroup IN		56.67	69.04	1:37	18:02	
	Regroup				0:10		
10B	Regroup OUT					18:12	
11	Obihiro		3.15	3.15	0:05	18:17	
SS11	SSS SATSUNAI RIVER 2	1.39				18:20	
11A	Parc Ferme and Technical Zone IN		1.43	2.82	0:10	18:30	
11B	Parc Ferme and Technical Zone OUT				0:03	18:33	
	Service IN						
	Flexi - Service C (Kita Aikoku)	58.29	173.65	231.94	0:45		
11C	Flexi - Service OUT - Parc Ferme IN						
All cars must be returned to Parc Ferme no later than (20:50)							
Leg 1 Totals		121.21	352.33	473.54			

2016.4.22 ver.1.02

Leg2 for APRC

Rally <small>23-25 Sep. 2016</small> Hokkaido		FIA ASIA-PACIFIC RALLY CHAMPIONSHIP		JAPAN MOTOR FEDERATION		rally & racing A.G.M.S.C HOKKAIDO	
Itinerary							
Start Leg 2				Sunday 25 September 2016			
TC	Location	SS dist.	Liaison dist.	Total dist.	Target time	First car due	
	Start Leg 2 (Kita Aikoku Service Park)						
11D	Service IN					5:00	
	Service D (Kita Aikoku)				0:15		
11E	Service OUT					5:15	
RZ 7	Refuel - Kita Aikoku Distance to next refuel	19.91	94.29	114.20			
12	Otofuke		29.66	29.66	0:42	5:57	
SS12	OTOFUKE REVERSE 1	6.12				6:00	
13	Honbetsu		35.70	41.82	0:51	6:51	
SS13	NEW HONBETSU 1	13.79				6:54	
RZ 8	Refuel - Kamitoshibetsu Distance to next refuel	29.11	26.04	55.15			
14	Ashoro		41.63	55.42	1:15	8:09	
SS14	NEW ASHORO LONG 1	29.11				8:12	
RZ 8	Refuel - Kamitoshibetsu Distance to next refuel	6.12	95.59	101.71			
15	Otofuke		78.17	107.28	2:08	10:20	
SS15	OTOFUKE REVERSE 2	6.12				10:23	
15A	Regroup and Technical Zone IN		30.76	36.88	0:45	11:08	
15B	Regroup and Technical Zone OUT Service IN						
	Flexi - Service E (Kita Aikoku)		55.14	215.92	271.06	0:20	
15C	Service OUT - Regroup IN						
15D	Regroup OUT					11:58	
RZ 10	Refuel - Kita Aikoku Distance to next refuel	13.79	90.28	104.07			
16	Honbetsu		61.54	61.54	1:22	13:20	
SS16	NEW HONBETSU 2	13.79				13:23	
RZ 11	Refuel - Kamitoshibetsu Distance to next refuel	29.11	26.04	55.15			
17	Ashoro		41.44	55.23	1:12	14:35	
SS17	NEW ASHORO LONG 2	29.11				14:38	
RZ 12	Refuel - Kamitoshibetsu Distance to next refuel	1.39	82.93	84.32			
17A	Regroup IN		94.80	123.91	2:18	16:56	
	Regroup				0:10		
17B	Regroup OUT					17:06	
18	Obihiro		0.04	0.04	0:03	17:09	
SS18	SSS SATSUNAI River 3	1.39				17:12	
18A	Service IN		1.43	2.82	0:08	17:20	
	Service F (Kita Aikoku)		44.29	199.25	243.54	0:10	
18B	Service OUT - Finish-Holding IN					17:30	
	Podium Finish				0:10	17:40	
Leg 2 Totals		99.43	415.17	514.60			

Note 1 : At the 20 min service, crew have a maximum of 25 min to move their cars into the Service Park.
Note 2 : At the 45 min service, crew have a maximum of 50 min to move their cars into the Service Park.

TOTALS OF THE RALLY				
	SS	Liaison	Total	%
Leg 1 - 11SS	121.21	352.33	473.54	25.60
Leg 2 - 7SS	99.43	415.17	514.60	19.32
Total - 18SS	220.64	767.50	988.14	22.33

2016.4.22 ver.1.02

Leg 2 Itinerary for Japanese Rally Championship competitors

Leg2 for JRC

Rally <small>23-25 Sep. 2016</small> Hokkaido		FIA ASIA-PACIFIC RALLY CHAMPIONSHIP		JAPAN AUTOMOBILE FEDERATION		rally & racing A.G.M.S.C HOKKAIDO	
Itinerary							
Start Leg 2				Sunday 25 September 2016			
TC	Location	SS dist.	Liaison dist	Total dist	Target time	First car due	
Start Leg 2 (Kita Aikoku Service Park)							
11D	Service IN					6:10	
Service D (Kita Aikoku)						0:15	
11E	Service OUT					6:25	
RZ 7	Refuel - Kita Aikoku Distance to next refuel	19.91	94.29	114.20			
12	Otofuke		29.66	29.66	0.42	7:07	
SS12	OTOFUKE Rev 1	6.12				7:10	
13	Honbetsu		35.70	41.82	0.51	8:01	
SS13	NEW HONBETSU 1	13.79				8:04	
RZ 8	Refuel - Kamitoshibetsu Distance to next refuel	29.11	26.04	55.15			
14	Ashoro		41.63	55.42	1:15	9:19	
SS14	NEW ASHORO LONG 1	29.11				9:22	
RZ 8	Refuel - Kamitoshibetsu Distance to next refuel	7.51	100.26	107.77			
15	Otofuke		78.17	107.28	2.08	11:30	
SS15	OTOFUKE Rev 2	6.12				11:33	
15A	Regroup and Technical Zone IN		30.76	36.88	0.45	12:18	
15B	Regroup and Technical Zone OUT Service IN				(Max 0:30)		
Flexi - Service E (Kita Aikoku)		55.14	215.92	271.06	0:20		
15C	Service OUT - Regroup IN						
15D	Regroup OUT					14:03	
16	Obihiro		3.24	3.24	0.15	14:18	
SS16	SSS SATSUNAI River 3	1.39				14:21	
16A	Service IN		1.43	2.82	0.08	14:29	
Service F (Kita Aikoku)		1.39	4.67	6.06	0:10		
16B	Service OUT - Finish-Holding IN					14:39	
	Podium Finish				0:10	14:49	
Leg 2 Totals		56.53	220.59	277.12			

Note 1 : At the 20 min service, crew have a maximum of 25 min to move their cars into the Service Park

Note 2 : At the 45 min service, crew have a maximum of 50 min to move their cars into the Service Park

TOTALS OF THE RALLY				
	SS	Liaison	Total	%
Leg 1 - 11SS	121.21	352.33	473.54	25.60
Leg 2 - 5SS	56.53	220.59	277.12	20.40
Total - 16SS	177.74	572.92	750.66	23.68

2016.4.22 ver.1.02

A.2 Itinerary compared with previous years

Establishing its center in the city of Obihiro with its Kita Aikoku Service Park as well as hosting “SSS SATSUNAI RIVER”, Rally Hokkaido 2016’s Saturday program consist of special stages in Rikubetsu, Ashoro and Ikeda, while Sunday one covers stages in Otofuke, Honbetsu and Ashoro.

As usual, LEG 1 consists of LEG 1A, where crews drive SSS SATSUNAI RIVER as SS1 after the ceremonial start on Friday, and LEG 1B, which includes all the stages on Saturday.

LEG 1A is designed for spectators of the ceremonial start to be able to enjoy “SSS SATSUNAI RIVER” afterwards. Establishing a service park in Rikubesu Off-road Circuit as its core, LEG 1B runs popular stages of “RIKUBETSU LONG”, “KUNNEIWA” and “PAWSE KAMUY” stages, and extends to the tarmac stage of “IKEDA”. The competitors will then drive back to Obihiro in the evening and compete “SSS SATSUNAI RIVER” as the final SS of the day.

LEG 2 covers “OTOFUKE” stage, but in the reverse direction just like last year. It also covers “NEW HONBETSU”, which received extension to include tarmac surface near its end last year, as well as “NEW ASHORO LONG”, which was used in 2014. After all, rally cars will drive back to Obihiro and drive “SSS SATSUNAI RIVER”. Service on rally cars will be provided three times this day, in Kita Aikoku Service Park – once in the morning, once at noon and once in the evening.

Overall progression of the rally event is similar to the ones of past years, and we hope you will enjoy the Rally Hokkaido again this year in the way you like.

2015	2014	2013	2012	2011	2010	2009
SS 1 / 11 / 18 SSS SATSUNAI RIVER (1.39km)						
SS1/11/18	SS1/11/18	SS1/10/17/18	Not Used	Not Used	Not Used	Not Used
0.96km	0.94km	2.46km				
Used in 2013 - 2015.						
SS2 / 10 IKEDA (12.37km)						
SS13/17	Not Used	Not Used	Not Used	Not Used	Not Used	Not Used
12.37km						
Used in 2015. All tarmac surface.						
SS3 / 6 / 7 RIKUBETSU LONG (4.63km)						
SS2/6/7	SS3/7	SS4/7	SS3/6	SS4/7	SS4/7	SS2/5
4.63km	4.63km	4.63km	4.63km	4.63km	2.73km	2.73km
Used in 2005 - 2015						
SS4 / 8 KUNNEYWA (29.50km)						
SS4/9	SS5/9	Not Used	Not Used	SS3/6/9	SS3/6/9	SS3/6/8
28.75km	28.75km			28.41km (R)	25.25km (R)	28.75km
Used in 2009,2014,2015. First 0.7km of the stage is tarmac-surfaced.						
SS5 / 9 PAWSE KAMUY (10.40km)						
SS5/10	SS2/6/10	SS13/16	SS4/7/9	SS13/15/17	Not Used	Not Used
10.40km	10.40km	10.40km	9.98km	9.98km		
Used in 2011 - 2015.						
SS12 / 15 OTOFUKE REVERSE (6.12km)						
SS12/16	SS12/15	SS11/14	SS12/15	SS12/16	SS12/15	SS12/15
6.12km	6.12km	6.12km	(R)	(R)	(R)	(R)
Used in 2013 - 2015. Also used in reverse direction prior to it.						
SS13 / 16 NEW HONBETSU (13.79km)						
SS14/18	SS13/16	SS11/14	SS14/17	SS14/18	SS14/17	SS14/17
13.79km	10.78km	11.03km	(R)	(R)	(R)	(R)
Used in 2015. Partially used in 2013,2014. Latter half of the stage has tarmac-surfaced.						
SS14 / 17 NEW ASHORO LONG (29.11km)						
Not Used	SS14/17	SS2/5/9	SS13/16	Partly Used	Partly Used	Partly Used
	29.11km	29.11km	29.11km	(R)		(R)
Used in 2012 - 2014.						

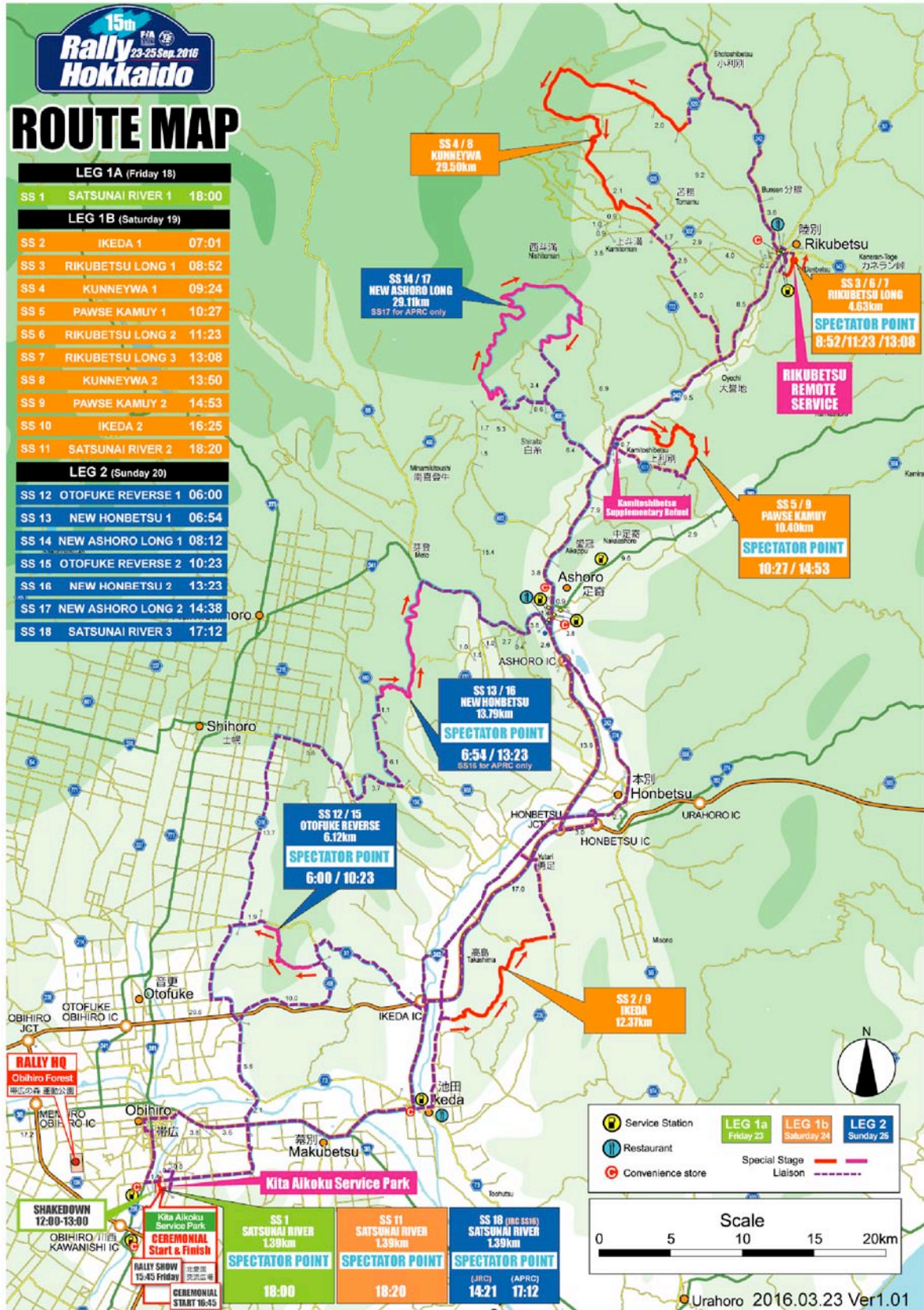
(R) : Used in reverse direction.

■ ■ ■ A.3 Reconnaissance Schedule ■ ■ ■ ■ ■

Reconnaissance must take place according to the following schedule. A more detailed schedule will be published in the Supplementary Regulations and Rally Guide 2.

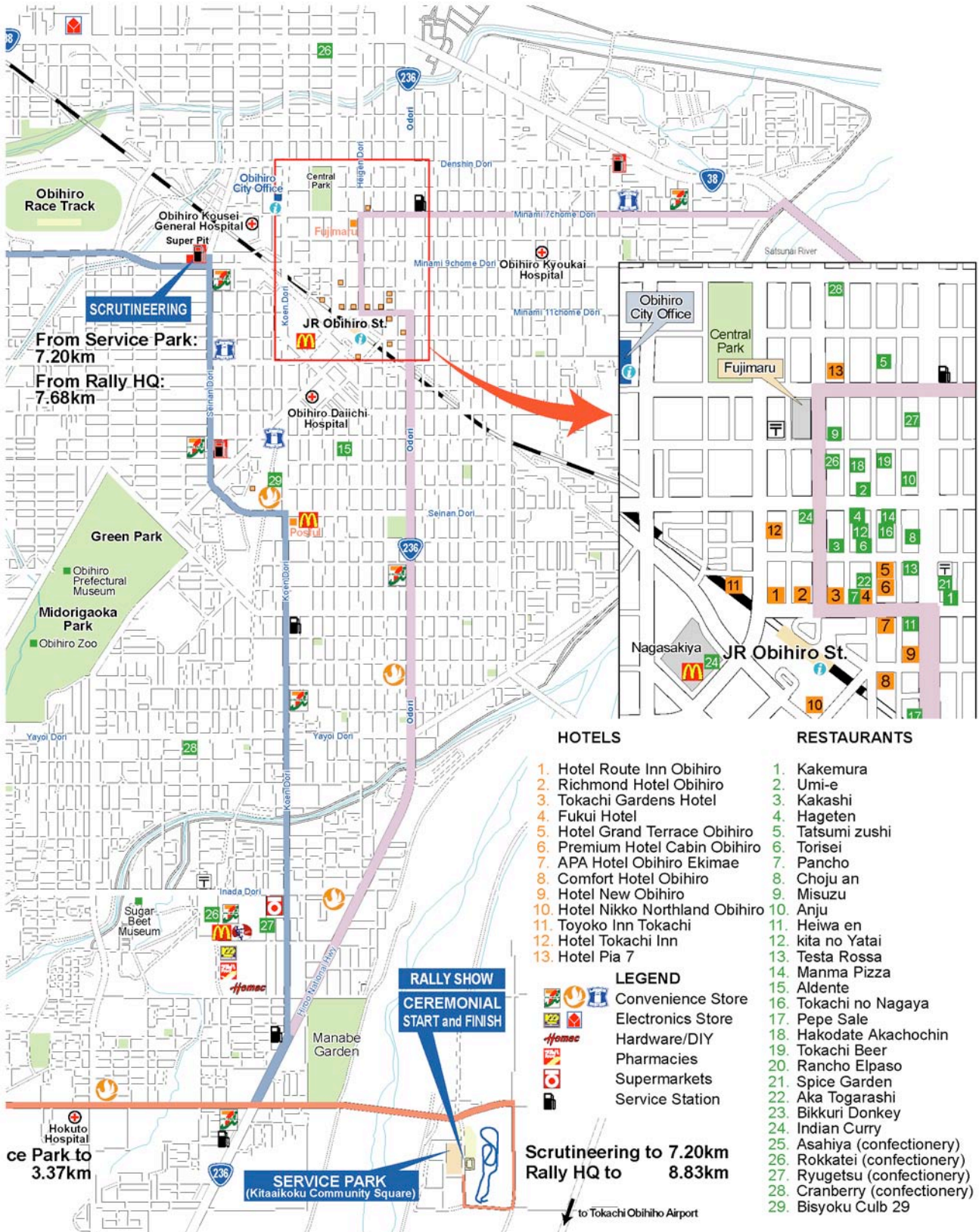
Thursday 22 September	0900hrs - 1800hrs
Friday 23 September	0700hrs - 1200hrs

B.1 Route Map

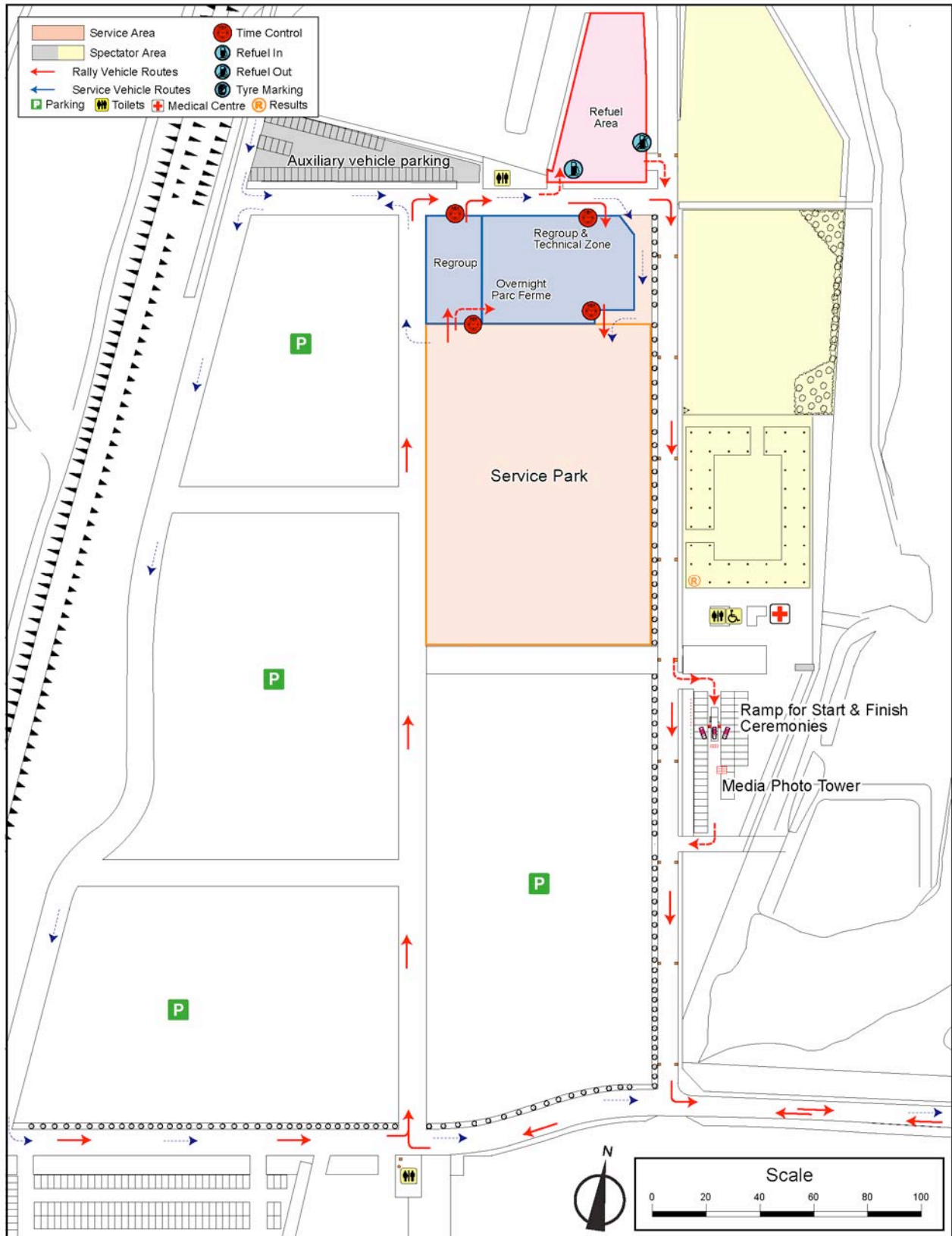


B.2 Map of Obihiro city

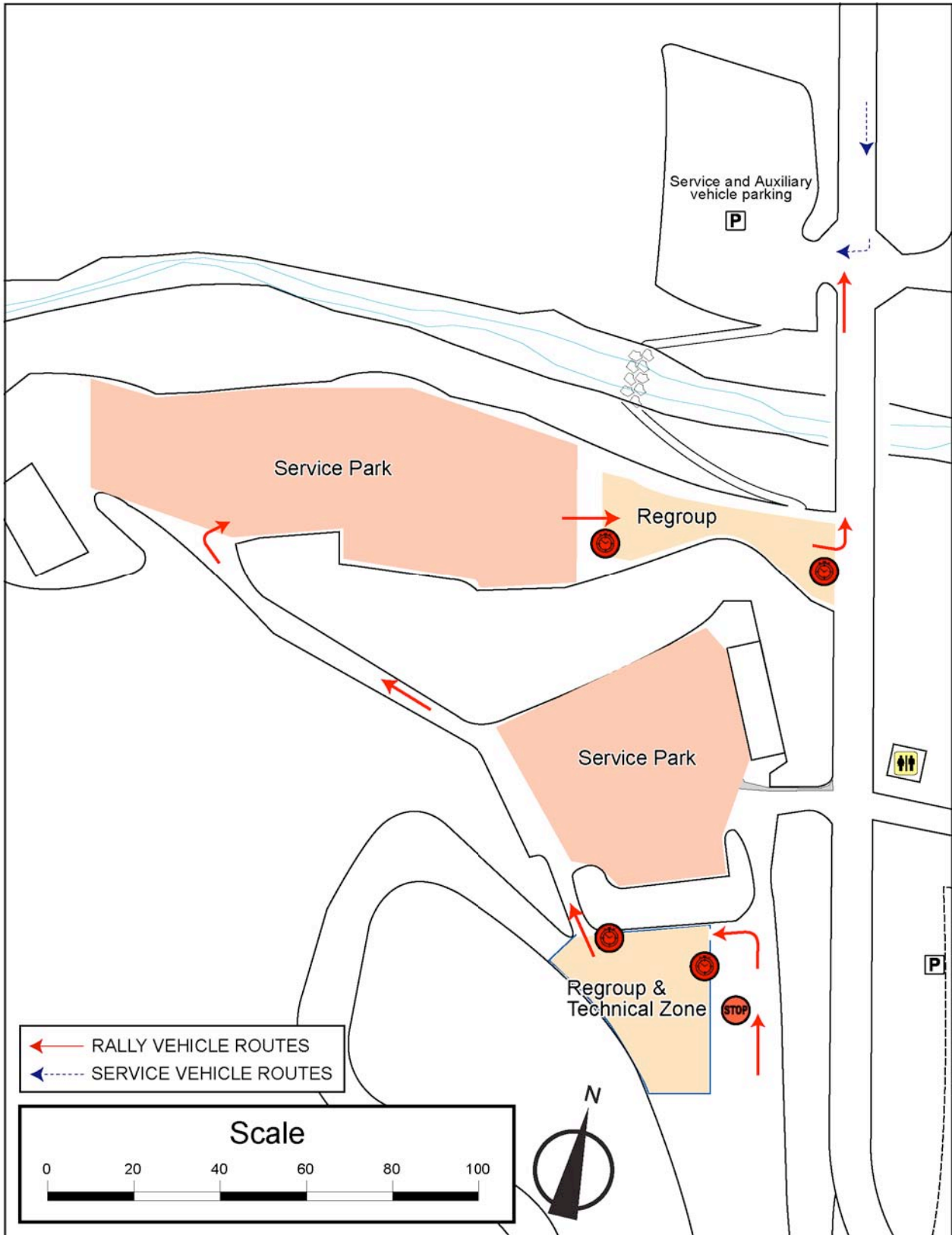




C1 Kita Aikoku Service Park Layout



C2 Rikubetsu Service Layout



D Forms

Accommodation Booking Form / 宿泊予約申込書

(Applicable for overseas teams only / 海外チーム専用)

Contact Details / 連絡先

Contact Name 担当者名				Type of booking 予約の種類
Organisation Name 団体名				
Address 住所				
Tel 電話		Fax		
E-mail:				
				Competitor & Team <input type="checkbox"/>
				競技参加者 & チーム員
				Media メディア <input type="checkbox"/>
				Other その他 <input type="checkbox"/>

Payment Details / お支払い方法

Payment Method お支払い方法	CashBank 現金 <input type="checkbox"/>	Bank Transfer 銀行振込 <input type="checkbox"/>	Credit Card クレジットカード <input type="checkbox"/>
Contact person at Obihiro 帯広での担当者・連絡先			
Expenses to be included in the invoice 請求額に含むものは?	All / すべて <input type="checkbox"/>	Other / その他 <input type="checkbox"/>	
	Room / 室料 <input type="checkbox"/>		
	Breakfast / 朝食代 <input type="checkbox"/>		
	Laundry / ランドリー料 <input type="checkbox"/>		
	Telephone / 電話代 <input type="checkbox"/>		

Payment is to be made on-site. / クレジットカードの支払いは現地での清算となります。

Hotel Preferences / 希望ホテル

1st Preferred Accommodation / 第一希望のホテル	
2st Preferred Accommodation / 第二希望のホテル	

Booking Details / 予約内容

Guest Name 宿泊者名	Room Type (SNGL / TWIN) ルームタイプ シングル/ ツイン	Breakfast required (Yes / No) 朝食(あり・なし)	Room Rate 室料	Date of Arrival 到着日時	Date of Departure 出発日時
1					
2					
3					
4					
5					

A cancellation fee equal to the one night's full room rate will be applicable for any cancellations within 72 hours prior to the scheduled arrival time. チェックイン予定時刻より72時間以内にキャンセルした場合、キャンセル料として1泊分の室料が課せられます。

Booking Conditions / 予約条件

PDF file or fax print-out of booking confirmation is treated as a hotel voucher, and to be presented at the time of check-in.

予約完了のPDFもしくはFAXはパウチャーとなります。チェックイン時に提示して下さい。

Booking requests must arrive at the Rally Secretariat no later than September 2nd.

予約は必ず9月2日までにこなして下さい。

ENTRY BOOKLET / ORDER FORM エントリーブックレット・注文書

This form is to be completed in conjunction with the entry form and submitted no later than September 2, 2016. .
この用紙に記入し、エントリーフォームと一緒に提出してください。

A. Contact Details / 連絡先

Contact Name 担当者名			Type of booking 予約の種類
Organisation Name 団体名			Competitor (one driver) 競技参加者 <input type="checkbox"/>
Address 住所			Team (more than one driver) チーム <input type="checkbox"/>
Tel 電話	Fax		Tyre Company タイヤメーカー <input type="checkbox"/>
E-mail:			Other その他 <input type="checkbox"/>

I have special requirements for Service Area.

サービスエリアに関する特別な要望をします。

Yes → Please complete Section B. / セクションBにご記入下さい。

Yes

No

I / We will be sharing equipment and crew with another competitor and / or would like to register for flexi-service.

他の競技参加者と機材やクルーを共有します。またはフレキシブルサービスに登録を希望します。

Yes → Please complete Section B. / セクションBにご記入下さい。

Yes

No

I / We will import a vehicle.

車両を輸入します。

Yes → Please complete Section C. / セクションCにご記入下さい。

Yes

No

I / We would like to order additional material.

物品その他を注文します。

Yes → Please complete Section D. / セクションDにご記入下さい。

Yes

No

I / We would like to nominate a time for scrutineering.

公式車検の希望時刻を申請します。

Yes → Please complete Section E. / セクションEにご記入下さい。

Yes

No

I / We would like to import / bring and use two-way radio.

無線を持ち込み、使用します。

Yes → Please complete Page 49. / 49ページにご記入下さい。

Yes

No

B. Special Service Area Requirements / サービスエリアに関する要望

Each competitor will be allocated a 5 x 7.5m space, unless requested and approved otherwise.
各参加者に与えられるスペースは5x7.5mです。追加スペースの要望があり、承認された場合はこれに追加される。

- B.1.** Request for additional space. If you have a sea container or large service vehicle, please include the dimensions
追加スペースの要望。海上輸送コンテナや大型のサービス車両を持ち込まれる場合は、その大きさを明記してください。

Size required 広さの要望	
------------------------	--

- B.2.** I would like to request to have adjacent service area with another competitor, to share equipment and crew.
他の参加者と機材やクルーを共有するため、サービスエリアの隣接を希望します。

Name of the crew(s) to be shared 他のクルー（複数）の名前	
---	--

- B.3.** I would like to register for flexi-service with the following team / crew
他のチームやクルーとともにフレキシサービスに登録します。

Team names and driver names to share the same flexi-service facility	
Team name / Driver's name (#1)	Team name / Driver's name (#2)
/	/

If you wish to order extra equipment for the Service Park, please provide details in Section D.
サービスパークへ追加の機材を注文したい方は、セクションDにご記入ください。

C. Vehicle Importation / 車両の輸入

Please refer to Section 7 of Rally Guide 1 for more information about importing vehicles. Document (a) will be issued based on the information in the Carnet and available from the Rally Secretariat on arrival. The following vehicle information is required for Document (b) and (c). Please attach additional pages for additional vehicles.

車の輸入についての詳細は、ラリーガイド1のセクション7をご参照ください。(a)の書類はカルネの情報に基づき発行され、到着時に大会事務局より配布されます。(b)と(c)の書類を取得するためには、下記に車両の詳細を記入しなければなりません。3台目からは用紙を付け足してください。

	Vehicle 1 / 車両1	Vehicle 2 / 車両2
Vehicle Make / メーカー		
Vehicle Model / 型式		
Vehicle VIN number / 車体番号		
Vehicle Type / 自動車の種類		
Vehicle Registration Number / 車両登録番号		
Vehicle Cylinder Capacity / 排気量		
Length / 車両の長さ		
Width / 車幅		
Drivers Name / ドライバー名		
Drivers Date of Birth / ドライバーの生年月日		

D.Request for Additional Materials / 物品その他の注文

Service Park / サービスパーク	Start Date 開始日	Finish Date 終了日	Qty 数量	Price (JPY) 価格 (円)	Subtotal 小計
Extra-large rubbish bins / 特大ゴミ箱 Disposal charge isn't included / 処理料別途				JPY 5,000	
Disposal charge for bins / 上記用ゴミ処分料 (Industrial waste / 産業廃棄物)				JPY 32,000	
<p>It is encouraged to take your waste away with you. Organizer will collect only segregated wastes packed in appropriate waste bags shown below, or industrial waste stored in the extra-large rubbish bins above. ゴミは基本的にお持ち帰り下さい。大会側では上記の特大ゴミ箱または下記の専用ごみ袋に入れた“分別された”ゴミのみを回収致します。</p>					
Waste bags / ゴミ袋 (For Burnable waste / 燃やすゴミ)				JPY 350 / 40Litter	
Waste bags / ゴミ袋 (For Non-burnable waste / 燃やさないゴミ)				JPY 350 / 40Litter	
Waste bags / ゴミ袋 (Recyclable waste / 資源ゴミ)				JPY 200 / 40Litter	
Waste bags / ゴミ袋 (Plastic waste / プラスチックゴミ)				JPY 600 / 40Litter	
Tent / テント (3x6m) (Delivery charge is included / 運送料金含む)				JPY 37,000	
Prefabricated house / プレハブ (7.2mx2.3m) (Delivery charge is included / 運送料金含む)				JPY 62,000	
Steel plate for ground / 敷鉄板 1.5 x 6m (Delivery charge is included / 運送料金含む)				JPY 16,000	
Table / テーブル				JPY 1,400	
Chair / 椅子				JPY 600	
Power Generator / 発電機 10kVA 100V (Delivery charge is included / 運送料金含む)				JPY 46,000	
Power Generator / 発電機 2kVA 100V (Delivery charge is included / 運送料金含む)				JPY 21,000	
Additional service space (5x7.5m) (Only in Kita Aikoku Service Park) / 追加スペース (北愛国のみ)				JPY 31,000	

ETC & Tracking system Rental / ETC & トラッキングシステム レンタル

ETC Rental / ETCレンタル *Overseas registration rally car only (Toll for Expressway included / 高速料金含む)	September 21th			JPY 13,000	
Antenna kit for RallySafe tracking Unit / トラッキングシステム アンテナキット	September 21th			JPY 3,000	

In this event, fitting of the tracking system is mandatory to all the competition cars.
 If your competition car is not fitted with the antenna kit for the tracking system, you will be required to either purchase or rent it.

本大会においてトラッキングシステムは必ず取り付けが必要です。
 トラッキングシステムアンテナキットをお持ちでない方は、必ずレンタルまたは購入しなければなりません。

Page total / ページ合計	JPY
--------------------	-----

Documents / 書類	Start Date 開始日	Finish Date 終了日	Qty 数量	Price (JPY) 価格 (円)	Subtotal 小計
Road Book / ロードブック				JPY 7,000	
Official Program / 公式プログラム				JPY 1,000	
Route Map / ルートマップ				JPY 800	

Passes / パス

Auxiliary Vehicle Pass 補助車両通行証				JPY 10,000	
Team guest pass チームゲストパス				JPY 10,000	
Service crew pass サービスクルーパス				JPY 6,000	

Insurance / 保険

Jibaiseki (refer to 7.2(b)) 自賠責				approx (約) JPY 6,500	
'Rally car' insurance ラリー保険(第三者賠償保険)				approx (約) JPY20,000	
Personal accident insurance 1Week 個人傷害保険(1週間)				JPY1,890 p/p (1名につき)	

Page total / ページ合計	JPY
--------------------	-----

Grand Total(page3-4) / 総計(p3-4)	JPY
---------------------------------	-----

E. Time for Scrutineering / 公式車検の時刻の申請

Please list your 3 preferences for day and time for Scrutineering (e.g. 17 Thursday 1700hrs)

Please give at least 1 hour gap between the preferences on a same day e.g. 1st 1500hrs, 2nd 1600hrs etc

希望の日と時刻を第3希望まで記入してください。(例:17日木曜日 17時00分)

※同日で複数希望の場合、希望時間は最低1時間の間隔でご記入ください(例:第一希望15時 第二希望16時・・・)

Scrutineering 公式車検	1.	2.	3.

無線局諸元調書 / Radio Unit / Frequency License Application

用途 user	使用形態 voice or data	電波形式 type of freq	局数 number of units	空中線電力 Power output	使用希望周波数(Mhz) Desired radio frequency	必要最小周波数(Mhz) Lowest radio frequency	発振可能周波数(Mhz) Frequency range which can be cent	調整可能周波数範囲(Khz) Frequency range which can be adjusted	周波数帯幅 band width	製造者及び製造番号 Manufacturer, serial nonumber	備考欄 Notes
car-1							to	± KHz			
car-2							to	± KHz			
crew-1							to	± KHz			
crew-1							to	± KHz			
repeater 1							to	± KHz			
repeater 2							to	± KHz			

○ 日本国内で使用するすべての無線局について記入すること（無線局免許を取得せずに持ち込み運用すると法令により処罰されます）。
It is compulsory to apply for a temporary radio frequency license if you wish to use a radio in Japan. Please register every radio frequency that you wish to use in Japan.
The penalties for not registering are severe.

○ それぞれの無線機について備考欄に使用目的（医療、タイヤマン、エンジン等）を記入してください。
Please write the purpose for which you are using the radio in the Notes column.