



RALLY GUIDE 2

Rally Hokkaido Organising Committee

Minami 4-9, Nangodori 19,
Shiroishishi-ku,
SAPPORO, HOKKAIDO, 003-0022
JAPAN

Website: www.rally-hokkaido.com
Email: info@rally-hokkaido.com
Tel: +81-(0)11- 864-2003 Fax: +81-(0)11-864-1182

This document has no regulatory power, except if referred to specifically in the Supplementary Regulations or a Bulletin and therefore should be used as a guide only. For regulations, please refer to the International Sporting Code, the FIA Regional Rally Championship Regulations, JAF National Sporting Regulations and the event Supplementary Regulations and any Bulletin that may be issued.

JRC competitors must refer to Japanese version.

ATTENTION

Competitors, teams, media and all the concerned perspnnel must observe traffic laws and regulations of Japan. In accordance with principle of law observation, the Organizer hereby reminds you:

- Per 2016 FIA Regional Rally Sporting Regulations 20.4, violators of traffic laws/regulations will be strictly penalized.
- Applications from the past violators may not be accepted for the future events
- Violations of traffic laws/regulations during the event may cause fatal impact on the continuity of the on-going event and/or staging future events.

Here are some road rules in Japan that differ from international standards, but that will be strictly enforced. In particular:



Stop Sign

Road signs generally comply with the international system, with the exception of stop signs which are an inverted triangular shape (similar to 'Give Way' signs in other countries).

All cars must stop at EVERY railway crossing and watch for trains, before proceeding.

Don't exceed the speed limit which is 40km/h in built up areas, unless otherwise indicated, and 60km/h elsewhere. Speed limits on expressways are 70km/h.

Also, international visitors should be aware that a valid Japanese license or International Driving Permit is required for driving on public roads. International Driving Permits MUST be issued under the 1949 Geneva Traffic Convention and this will be stated on the front of the document. Please contact the organisers if you are unable to obtain such a license. German, French, Swiss, Italian, Belgian or Taiwanese driving license holders may request a translation of their license from JAF (local ASN of Japan). The combination of this translation and your driving license is valid as an alternative to the 'Geneva Convention' International Driving Permit. Except the above driving license holders, anyone wishing to drive in Japan will be required to switch your license to Japanese one (Gaimen Kirikae).

The detail of Gaimen Kirikae is on the website:

<http://www.jaf.or.jp/e/switch.htm>

See article 8 for more detail.

Table of Contents

1 Introduction / Welcome	4	12 Reconnaissance	20
1.1 Introduction from the Mayor of Obihiro	4	12.1 Registration - time, place and procedure	20
1.2 Event Overview	5	12.2 Reconnaissance Schedule	20
1.3 Information about Tokachi / Japan	6	12.3 Reconnaissance route	20
2 Contact details	7	13 Scrutineering, Marking and Sealing	21
2.1 Permanent Contact Details	7	13.1 Date, place and time	21
2.2 List of key officials	7	13.2 Preparations for Scrutineering	21
2.3 Location of Rally HQ and Service Park	9	13.3 Route instructions Scrutineering	21
2.4 Media contact details	9	13.4 Final Scrutineering	22
2.5 Media Centre contact details	9	14 Shakedown	22
3 Programme and critical deadlines	10	15 Ceremonial Start and Rally Show	23
3.1 Schedule before the rally week	10	15.1 Date, place and time	23
3.2 Schedule during the rally week	10	15.2 Programme, procedure and instructions	23
4 Entries	12	16 Official Finish	24
4.1 FIA titles for which the rally counts	12	16.1 Location and time	24
4.2 Entry Package	12	16.2 Programme, procedure and instructions	25
4.3 Additional material	12	17 PR activities and other functions	26
5 Service Park and Remote Service	13	18 Media	28
5.1 Information about the Service Park	13	18.1 Contact details before the Rally	28
5.2 Facilities in the Service Park	13	18.2 Accreditation procedure	28
5.3 Service Park Guidelines	14	18.3 Contact details during the event	28
6 Two way radio	14	18.4 Accreditation desk	28
7 Fuel and Tyres	14	18.5 Media Centre	28
8 Import of vehicles and spare parts	14	18.6 Media conferences	29
8.1 National laws / customs clearance	14	18.7 Expected media coverage	29
8.2 Vehicle temporary registration	15	19 Credential Passes and Vehicle Plates	30
8.3 The conditions for driving in Japan	16	19.1 Credential Passes	30
8.4 Difference of rules of the road	17	19.2 Vehicle Plates	31
9 Helicopter	19	20 Medical and Safety Service	32
9.1 Registration procedure	19	21 List of useful facts and services	33
9.2 Helicopter companies	19	21.1 Fast Facts	33
10 Hospitality Arrangements	19	21.2 Vehicle Rental	34
11 Hotel / accommodation	19	21.3 Airlines	34
		21.4 Photo copy services	35

21.5 Telephones	36
21.6 Security Guard companies	36
21.7 Taxis	36
21.8 Business Directory	37
21.9 Restaurants	37

Appendices 40

Appendices A: Itinerary

A.1 Itinerary	41
A.2 Itinerary compared with previous years	43
A.3 Reconnaissance Schedule	44

Appendices B: Maps

B.1 Route Map	45
B.2 Map of Obihiro city	46

Appendices C: Road Books

C.1 Airport – Obihiro Railway Station	48
C.2 Rally HQ - Kita Aikoku Service Park	50
C.3 Rally HQ -Scrutineering	52
C.4 Kita AikokuService Park - Scrutineering	54
C.5 SP - Remote Refuel and Rikubetsu Service	57

Appendices D: Drawings Layout

D.1 Layout of Kita Aikoku Service Park	61
D.2 Layout of Rikubetsu Service	62
D.3 Scrutineering Layout	63
D.4 Rally HQ and Media Centre Layout	64
D.5 Rally HQ and Media Centre parking	65
D.6 Ceremonial Start and Finish Layout	66

Appendices E: Forms

Reconnaissance Vehicle Registration Form	67
Service Crew and Vehicle Registration Form	68

Appendices F: Vocabulary 70



1. Introduction / Event overview



1.1 Welcome from the Mayor of Obihiro City

On behalf of the citizens of Obihiro City, we extend warm welcome to all competitors, crews, all the concerned personnel and spectators to Rally Hokkaido 2016.

This round of FIA Asia Pacific Rally Championships, where crews streak through the stages under the autumn sky of Tokachi, will have its 15th opening this year.

The event is jointly hosted by one city and five towns in Tokachi region. In addition to the newly introduced course in Ikeda town, each courses received renewals such as extension or changes, to enhance the fascination of rallying. And I would like to say I am truly glad that Tokachi is hosting the Rally Hokkaido every year, accumulating more experiences and results year by year.



Wishing the Rally Hokkaido to be a great place and opportunity for rally fans, crews, team personnel and related people to meet new friends, people in this region are united together and welcome all the people concerned, with “omotenashi”, warm hearts of hospitality..

Here in Tokachi, we are promoting regional industry policy “Food Valley Tokachi”, with “Food” and “Agriculture and Fishery” as its main pillars. And during the event, we will host “Food Festival” where you can enjoy dishes featuring local food materials Tokachi is proud of. I hope you will enjoy the beautiful scenery and foods this region offers as well as the Rally Hokkaido, and make your memory of the event unforgettable one.

As a closing remark, we sincerely wish this event is held safely, and will be the most exciting event in its history with everyone enjoying the rally to the fullest – and we wish the best rallying for all the competitors and the crews.

YONEZAWA Norihisa
Mayor, City of Obihiro

1.2 Event overview

This will be commemorative 15th FIA Asia Pacific Rally Championship event to be held in Japan since its inaugural event back in 2002. Since 5 years ago, our 10th anniversary monument with a plate listing names of winning drivers and co-drivers in its history has been standing in front of Obihiro station. In 2003 the Rally Hokkaido became the candidate event of the World Rally Championship, and in 2004 it was run in conjunction with the inaugural WRC Rally Japan. However, from 2005 the two events were held separately and the APRC event was renamed into Rally Hokkaido. Since then, the rally has been co-held with the Japanese Rally Championship and presently it is the only FIA international championships rally held in Japan.

This year the rally will be held in late September, a week later than the previous year's event. The weather around the mid-September in Tokachi region of Hokkaido is typical early-autumn with relatively more rainfalls. Average temperature in September there is around 16 degrees celsius. It is cold in the morning and night, but you can feel the warmth of the sunlight during the day. Tokachi has about 12 hours of daylight, beginning with the sunrise around 0515hrs.

The rally itinerary this year embraces the return of the NEW ASHORO LONG stage after a year's absence from it. Spectator points will be prepared in 5 of the stages, which are RIKUBETSU, Sammy SATSUNAI(OBIHIRO), HONBETSU, OTOFUKE, and PAWSE KAMUY. (ASHORO).

The Rally HQ and Media Centre will be located at the administration building of the Meiji Hokkaido Tokachi Oval Skating Rink in Obihiro city, the same location as the previous year. The main service park will be located at Kita-Aikoku Community Square, which was used as the main Service Park of WRC Rally Japan. In addition, service will be provided in RIKUBETSU on Leg 1, same as the previous year.

Past winners of the event are as follows:

2015 Winner	
D river	Pontus TIDEMAND (SWE)
C o-driver	Emil AXELSSON (SWE)
E ntrant	TEAM MRF
V ehicle	Skoda FABIA S2000



Year	Driver	Co-driver	Entrant	Vehicle	Gp/Cl
2014	Jan KOPECKY (CZE)	Pavel DRESLER (CZE)	TEAM MRF	Skoda Fabia S2000	RC2
2013	Gaurav GILL (IND)	Glenn MACNEALL (NZ)	TEAM MRF	Skoda Fabia S2000	RC2
2012	Toshihiro ARAI (J)	Dale Jay MOSCATT (AUS)	Team Arai (J)	Subaru Impreza WRX STi 4Door	R4
2011	Toshihiro ARAI (J)	Daniel BARRITT (GB)	Subaru Team Arai (J)	Subaru Impreza WRX STi	R4
2010	Toshihiro ARAI (J)	Daniel BARRITT (GB)	Subaru Team Arai (J)	Subaru Impreza WRX STi	N4
2009	Cody CROCKER (AUS)	Ben ATKINSON (AUS)	Motor Image Rally Team (SGP)	Subaru Impreza WRX STi	N4
2008	Toshihiro ARAI (J)	Glenn MACNEALL (NZ)	Subaru Team Arai (J)	Subaru Impreza WRX STi	N4
2007	Cody CROCKER (AUS)	Ben ATKINSON (AUS)	Motor Image Rally Team (SGP)	Subaru Impreza WRX STi	N4
2006	Toshihiro ARAI	Tony SIRCOMBE	Subaru Rally Team Japan	Subaru Impreza	N4

	(J)	(NZ)	(J)	WRX STi	
--	-----	------	-----	---------	--

1.3 Information about Tokachi, Japan

Hokkaido is the northernmost island of Japan, and has a population of 5.6 million people. Comparing the population density to the nationwide average, 342 people per square km, and the figure of Tokyo, 5,629 per square km, Hokkaido has only 67 people per square km, thus, it is relatively sparsely populated. The island has vast areas of forest, mountains and agricultural land.

It is located around the same latitude as northern part of Italy and France. However, due to the effect of South Pacific Current, Hokkaido has long and cold winters. In most parts of Japan, summer is a season where typhoons affect its weather, but Hokkaido redeoves relatively low impact from them.

In appearance the Tokachi countryside is similar to some of the northern States of the U.S, and some people say its stages are somewhat similar to the ones in Wales. Its land is relatively flat and mainly agricultural. A mountain range running from the north to south divides the island and another mountain range runs from the center towards the west, and these two range brings preferranble effect on Tokachi weather. The rally roads are in the flat Tokachi basin and some head into the foothills of the mountain ranges, but the route is not mountainous.

Hokkaido is a relatively new area in Japan, whose development began around 200 years by pioneers from the main island, Honshu. Prior to that, this island's only residents were native people called Ainu, who originaly came from Siberia through Kamchatka peninsula. Due to this, many of the towns, places, rivers and mountains are named in Ainu language, and Rally Hokkaido named its stages based on Ainu words.

Obihiro, where the main Service Park is located, is a city with approximately 170,000 inhabitants. It is a modern looking city and is well serviced with hotels and restaurants due to its role as a regional business centre. There is well laid-out and signposted (in English as well as Japanese) road system. All roads are named from a central point according to their direction and distance from that point. For example, the address of the popular Tokachi Beer restaurant is West 1, South 9-6.

Many of the local residents are very enthusiastic about motor sport. International rally events have taken place since 2001 - from 2004 to 2007, WRC was also held here. That is why rally sport is well understood and supported by the locals.

Maps of Obihiro city is attached as Appendix B.



2. Contact details



2.1 Permanent contact details email and internet addresses

Rally Hokkaido Permanent Secretariat

2nd Floor, Homei Building, Minami 4-9, Nangodori 19
Shiroishih-ku, SAPPORO, HOKKAIDO, JAPAN 003-0022

Tel: +81-(0) 11-864-2003

Fax: +81-(0) 11-864-1182

Email: info@rally-hokkaido.com

Website: www.rally-hokkaido.com

2.2 List of key officials, their functions and e-mail addresses

Stewards of the Meeting

	(Mr.) N S Nanthan		(Mr.) Cui Jianjun
	FIA Steward (Chairman)		FIA Steward
	aprc_secretariat@malaysianrally.com		cui_jianjun@sina.com
	080-2879-5981		080-2879-5982
Malaysia	China		
	Mr. Jiro NAKANO		
	ASN (JAF) Steward		
	nakano-j@agate.plala.or.jp		
	090-3127-8038		
Japan			

FIA Observer and Delegate

	(Mr.) Cui Jianjun		(Mr.) Julian Leach
	FIA Observer		FIA Technical Delegate
	cui_jianjun@sina.com		julian@motorsport.org.nz
	080-2879-5982		080-2879-5983
China	New Zealand		

Senior Officials

	(Mr.) Kunihiro TABATA		(Mr.) Ryuji MAKITA
	Chairman, Organising Committee		Clerk of Course
	tabata-p@rally-hokkaido.com		makita@rally-hokkaido.com
	090-3138-9732		090-3117-4789
Lang: Japanese	Lang: Japanese		
	(Mr.) Dmitry (Dima) KRIVTSOV		(Mr.) Shin NAGAI
	Deputy Clerk of Course		Assistant Clerk of Course (Result)
	dima@rally-hokkaido.com		nagai@rally-hokkaido.com
	090-2077-6302		090-3119-8487
Lang: Russian, English, Japanese	Lang: Japanese, English		

	(Mr.) Katsuhito WAKAMATSU Assistant Clerk of Course (Course) info@rally-hokkaido.com 011-864-2003 Lang: Japanese		(Mr.) Tomio OHASHI Secretary General ohashi@planning-for.co.jp 090-3117-3671 Lang: Japanese
	(Dr.) Takeshi NODA Chief Medical Officer 090-8275-9705 Lang: Japanese		(Mr.) Akira YONEZAWA Chief Safety Officer yonezawa@rally-hokkaido.com 090-3110-0896 Lang: Japanese
	(Mr.) Peter MACNEALL Competitor Relations Officer info@rally-hokkaido.com (Attn Peter) 080-2879-5984 Lang: English		(Mr.) Shunsaku KODERA Competitor Relations Officer cro@jcom.home.ne.jp 090-6921-9881 Lang: Japanese, English
	(Mr.) Isao KONO Media Officer media@rally-hokkaido.com 090-3407-3364 Lang: Japanese, English		(Mr.) Kazuo ISHIKAWA Chief Scrutineer cswxt639@yahoo.co.jp 090-3111-9306 Lang: Japanese
	(Mr.) Noriyuki SAKAI Service Park Coordinator info@rally-hokkaido.com 090-3018-7927 Lang: Japanese		(Mr.) Kenichi YAMADA Regroup Coordinator info@rally-hokkaido.com 090-3116-0216 Lang: Japanese
	(Ms.) Mieko NIINO Secretary niino @homei-gr.com 011-864-1131 Lang: Japanese, English		(Mr.) Kiyoharu MIKAMI Event Secretary mikami@homei-gr.com 090-3112-2095 Lang: Japanese
	(Mr.) Jiro KOIKE Event Secretary koike@homei-gr.com 090-7510-5117 Lang: Japanese		(Ms.) Hiromi TABATA Event Secretary hiromi@ homei-gr.com 011-864-2003 Lang: Japanese

2.3 Location of Rally HQ, Kita-Aikoku Service Park and Rikubetsu Service

Rally HQ

Administration Building, Tokachi Oval
56-7 S7, Minami-machi, Obihiro Hokkaido, JAPAN 080-0856
Tel : +81 (0)155-67-0460
Fax : +81 (0)155-67-0455



The Rally HQ and Media Centre will be established in the administration building of the Meiji Hokkaido Tokachi Oval Ice Skating Rink, the same location since the event in 2011. This building is located next to the Tokachi Oval, and was used as a media center during the ice skating world cup. The main service park will be established in Kita-Aikoku Community Square and another service area will be in Rikubetsu, next to the Rikubetsu circuit. For the locations of Kita-Aikoku Service Park, Rikubetsu Service Area and the Rally HQ, please refer maps in Appendix B.

Rally HQ Operaiton hours

Wednesday	21 September	0900hrs – 1900hrs
Thursday	22 September	0800hrs – 1900hrs
Friday	23 September	0630hrs – 2130hrs
Saturday	24 September	0530hrs – 2200hrs
Sunday	25 September	0430hrs – 2100hrs
Monday	26 September	0900hrs – 1200hrs

2.4 Media contact details

Media Officer: Mr. Isao KONO

Rally Hokkaido Permanent Secretariat (Media)	Tel: +81 (0) 11 864 2003
Homei Building, Minami 4-9, Nangodori 19	Fax: +81 (0) 11 864 1182
Shiroishi-ku, Sapporo,	Email: media@rally-hokkaido.com
HOKKAIDO 003-0022, JAPAN	Web: www.rally-hokkaido.com

Please refer to Article 18 for more details.

2.5 Media centre contact details

Rally Hokkaido Media Centre
A building next to Tokachi Oval
56-7 S7, Minami-machi, Obihiro Hokkaido, JAPAN 080-0856
Tel : +81 (0)155-67-0456
Fax : +81 (0)155-67-0456



3. Programme and critical deadlines



3.1 Schedule before the rally week

Day	Date	Event	Contact
Friday 2 September			
1000hrs		Publication of Rally Guide 2	www.rally-hokkaido.com
1800hrs		Closing date for entries	Permanent Secretariat
1800hrs		Closing date for co-driver details	Permanent Secretariat
1800hrs		Deadline for ordering extra material or equipment	Permanent Secretariat
1800hrs		Closing date for helicopter registration	Permanent Secretariat
1800hrs		Deadline for ordering pump fuel from the organisers	Permanent Secretariat
Thursday 8 September			
1800hrs		Closing date for media accreditation applications	Permanent Secretariat
Thursday 15 September			
1000hrs		Seeded entry list to be published	www.rally-hokkaido.com
1800hrs		Publication of Service Park layout and service bay allocations	www.rally-hokkaido.com
Sunday 18 September			
1000hrs		Publication of Road Books and Route Map	Permanent Secretariat

3.2 Schedule during the rally week

Monday 19 September			
0900hrs		Service Park open for competitor bump-in, and delivery of sea containers	Kita Aikoku Service Park
Wednesday 21 September			
0900hrs		Rally Headquarters opens	A bldg.next to Tokachi Oval
0900hrs - 1900hrs		Opening hours of the Rally HQ	Rally HQ
0900hrs		Official notice board to be set up	Rally HQ Foyer
0900hrs		Scrutineering schedule to be posted	Official Notice Board
1300hrs- 1900hrs		Registration for reconnaissance, service vehicle registration, collection of material for competitors, administrative checks.	Rally HQ
1300hrs - 1900hrs		Opening hours of the Media Centre	Media Centre
1300hrs		Media Accreditation commences	Media Centre
Thursday 22 September			
0800hrs - 1900hrs		Opening hours of the Rally HQ	Rally HQ
0800hrs - 1900hrs		Opening hours for the Media Centre	Media Centre
0900hrs - 1800hrs		Stages open for Reconnaissance	Refer to Recce Schedule
0830hrs - 1900hrs		Scrutineering, marking and sealing of components	Super Pit Chu-oh Ten
1930hrs -		Welcome Party	Kita Aikoku Service Park

Rally 23-25 Sep. 2016 Hokkaido



Friday	23 September
--------	--------------

0630hrs - 2130hrs	Opening hours of the Rally HQ	Rally HQ
0630hrs - 2130hrs	Opening hours of the Media Centre	Media Centre
0700hrs - 1200hrs	Stages open for Reconnaissance	See Recce Schedule
0830hrs - 1230hrs	Scrutineering, marking and sealing of components	Super Pit Chu-oh Ten
1200hrs - 1300hrs	Shakedown	Sammy SATSUNAI SSS
1330hrs	First Stewards meeting	Stewards meeting room
1430hrs	Pre-Event Media Conference	Media Centre
1500hrs	Publication of Start List for Leg 1	Official Notice Board
1500hrs	Media Briefing	Media Centre
1545hrs	Rally Show	Kita Aikoku Service Park
1645hrs	Ceremonial Start	Kita Aikoku Service Park
1737hrs	Start of Leg 1 A	Kita Aikoku Service Park

Saturday	24 September
----------	--------------

0530hrs - 2200hrs	Opening hours for Rally HQ	Rally HQ
0530hrs - 2200hrs	Opening hours for Media Centre	Media Centre
0600hrs	Start of Leg 1 B	Kita Aikoku Service Park
2100hrs	Publication of Start List for Leg 2	Official Notice Board

Sunday	25 September
--------	--------------

0430hrs - 2100hrs	Opening hours for Rally HQ	Rally HQ
0430hrs - 2100hrs	Opening hours for Media Centre	Media Centre
0500hrs	Start of Leg 2	Kita Aikoku Service Park
1740hrs	Finish Ceremony and trophy presentation	Kita Aikoku Service Park
1810hrs	Post event scrutiny	Super Pit Chu-oh ten
1840hrs	Final Media Conference	Kita Aikoku Service Park
1910hrs	Posting of provisional classifications	Official Notice Board

Monday	26 September
--------	--------------

0900hrs - 1200hrs	Opening hours for Rally HQ	Rally HQ
1000hrs	Issuance of Results CD	Rally HQ
1200hrs	Rally HQ close.	Rally HQ



4. Entries



4.1 FIA Titles for which the rally counts

FIA Asia-Pacific Rally Championship for Drivers and Co-drivers
 FIA Asia-Pacific Rally Production Car Cup for Drivers and Co-drivers
 FIA Asia-Pacific Rally Cup for Manufacturers
 FIA Asia-Pacific Rally Junior Cup
 FIA Asia-Pacific 2WD Rally Cup for Drivers, Co-drivers and Manufacturers
 FIA Asia Rally Cup for Drivers and Co-drivers
 FIA Asia-Pacific Rally Cup powered by Würth

4.1.1 Asia-Pacific Rally Championship titles for which the rally counts

Team Trophy

4.1.2 JAF titles for which the rally counts

2016 Japanese Rally Championship

4.2 Entry Package

Item	APRC and / or Asia Cup registered competitors	Other APRC or Asia Cup competitors	JRC competitors
Rally Guide 1	To be downloaded from the website	To be downloaded from the website	To be downloaded from the website
Supplementary Regulations	To be downloaded from the website	To be downloaded from the website	To be downloaded from the website
Rally Guide 2	To be downloaded from the website	To be downloaded from the website	To be downloaded from the website
Road Books	2	1	1
Route Map	2	1	1
Official programme	4	1	1
Results CD	1	1	1
Competitor credential passes	2	2	2
Service credential passes	8	4	4
Guest credential passes	4	-	-
Service vehicle passes	2	2	2
Auxiliary vehicle passes	1	-	-
Service Space (Kia Aikoku Service Park)	15x10m	7.5x5m	7.5x5m
Würth driver's kit	1	1	-
Würth mini driver's kit	-	-	1

4.3 Additional passes and materials

Please contact the rally secretariat for purchases of additional passes and materials
 Order form is included as an appendix of the Rally Guide 1.



5. Service Park and Rikubetsu Service



5.1 Information about the Service Parks

There will be two service parks to be established in this event, including Rikubetsu Service. The main Service Park will be located in Kita Aikoku Community Square, and the other service park, Rikubetsu Service area will be located next to the Rikubetsu circuit in Rikubetsu town. The surface in both service areas is gravel.

Allocation of service bays will be published on Thursday 15th September, 1800hrs, on the Rally Hokkaido official website (<http://www.rally-hokkaido.com/en/>)

Kita Aikoku Service Park will open for competitor bump-in from Monday 19th September at 0900hrs.

5.1.1 Kita Aikoku Service Park

Service Park opening/closing hours. Everyone must leave the SP before the closing hour.

Monday	19 September	0900hrs - 1800hrs
Tuesday	20 September	0800hrs - 1800hrs
Wednesday	21 September	0800hrs - 2000hrs
Thursday	22 September	0700hrs - 2000hrs
Friday	23 September	0530hrs - 2300hrs
Saturday	24 September	0500hrs - 0000hrs
Sunday	25 September	0400hrs - 2000hrs
Monday	26 September	0800hrs - 1200hrs

Night security guards service will be provided for the Kita Aikoku Service Park from 2000hrs, Thursday 22 September to 1900hrs, Sunday 25 September. Security must be arranged by each team's own prior to Thursday 22 September and/or after 1900hrs of 25 September, if necessary (The organizer will not be responsible for any incidents),

Competitors may bring their auxiliary vehicles into the Service Park, but they must be parked within their designated area. Otherwise these vehicles will have to be taken to the auxiliary parking area adjacent to the Service Park. Two service vehicle plates will be issued per competitor. Extra auxiliary vehicles' plates can be ordered for JPY 10,000.

5.1.2 Rikubetsu service

Rikubetsu Service accessible hours

Saturday	24 September	0700hrs - 1500hrs
----------	--------------	-------------------

Service vehicles that cannot be parked within the competitor's designated service area and the auxiliary vehicles must be parked at the designated parking lot located adjacent to the service area

5.2 Facilities in the Service Park

General facilities available in the service park are as follows:

	Kita Aikoku service park	Rikubetsu Service
Public restrooms	3	2
General lighting	1	-

Security Guard	1	-
Water taps	1	1

5.3 Service Park Guidelines

- All vehicle passes, including Service and Auxiliary vehicle passes **must** be displayed on the top of the windscreen on the passenger's side, from September 23th to 25th when accessing to the service park. **No vehicles without those passes will be allowed to enter the restricted area.**
- (Friday, 23th September and thereafter) Please note there are many one-way roads in the service park. Also, please be advised that service vehicles accessing the service park must use the public entrance during the time when competing cars are accessing the Service Park.
- Parking of any cars on driving lanes in the Service Park is strictly forbidden – vehicles with passes are not exception. Please park at the adjacent auxiliary vehicles parking area.
- Please be advised that parking of team or team personnels' vehicles at regrouping areas is strictly prohibited.
- Credential passes must be worn in all areas in the Service Park, except in the spectator areas. Access to the designated area for each teams and their work areas are not allowed without proper credential pass.
- All vehicle traffic must be in the directions shown on the maps. All those who are travelling in the Service Park in vehicle must follow the directions given by the officials and marshals, with speed not exceeding 30km/h.
- All teams and competitors are responsible for proper handling of any waste produced at their service areas. If wastes are round in a service bay after the event, process fees for such wastes will be invoiced to the competitors who occupied the bay.
- All power cables and junctions boxes are for existing lighting only and are not to be used unless otherwise approved by the Service Park Coordinator.
- For regurations for Service Park, Services and Flexi Serfvices, please refer to 2016 FIA Regional Rally Sporting Regulations Article 48,49,50,51 and 52, and their corresponding articles in its V4.



6. Two-way radio



The use of two-way radios is strictly controlled in Japan. The deadline for applications to use two-way radio communication equipment was three months before the rally, and the application was closed on June 22th.



7. Fuel and Tyres



Plase refer to the 2016 Rally Hokkaido Supplementary Regulations.



8. Import of vehicles and spare parts



8.1 National laws / customs clearance

As domestic logistics can be expensive, the organizer of the Rally Hokkaido recommends that all sea

freight to be imported through the closest port to the rally venue, Port of Tomakomai. Customs clearance procedure must be followed for all the carry-in items from overseas as well. Container transportation from Tomakomai to the service park takes about three hours.

The general principles of customs clearance are as follows:

- (1) FIA CARNET is required and mandatory for all overseas registered cars that are to be driven on the public roads in Japan i.e. rally car, recce car, service van, other cars. The carnet is to be issued by each country's ASN. When importing cars with FIA carnet, certification document for the carnet issued by JAF (ASN of Japan) is also required. Please contact the organizer for the acquisition of the certification. The carnet-imported vehicles must be equipped with the FIA carnet and its JAF certification all the time, and those should be available to be presented to authority when challenged. In addition, every automobile (including rally cars and every foreign registered vehicle) which is driven on public road in Japan has to be covered by Jibaiseki, which is a compulsory insurance.

Note: Temporarily imported vehicle which is registered in a country that is not a party to the 1949 Geneva Convention must be inspected and registered in Japan on arrival, even if imported under FIA carnet. The inspection requires time and payment of a fee. For more information please contact KURIBAYASHI Co. Ltd. (details below).

- (2) ATA CARNET can be used for tools, parts, tyres and promotional items. All the items imported under ATA carnet must be re-exported after the rally. The import of contraband goods is prohibited, even if those are intended for temporarily import.
- (3) PRO FORMA INVOICE - please check with the organiser or your freight agent on use of pro-forma invoices.

Above documents will be required when applying for special import permission for Hazardous items such as high-pressure gas cylinders, and medical supplies. Import of those items needs to be arranged by the competitors themselves..

It is recommended that anyone wishing to import vehicles and goods for Rally Hokkaido contact the official freight agent for Rally Hokkaido shown below.

KURIBAYASHI & Co., Ltd. Tomakomai Branch	
13-16, Motonakano-cho 2-chome, Tomakomai, 053-0005 Japan	
Tel:	+81 (0) 144-32-5161
Fax:	+81 (0) 144-36-6839
Contact person /	Mr Jungo KOUNO: kouno@kurinet.co.jp
Email address:	Mr Katsuyuki KOBAYASHI: kat-kobayashi@kurinet.co.jp

8.2 Vehicle regulations

Vehicles temporarily registered for Rally Hokkaido have to comply with the Japanese Road Vehicles Act and the Japanese Road Traffic Law and the provision of the JAF National Sporting Regulations for Vehicles (lighting devices, noise levels of the car, etc) except when Appendix J of the FIA International Sporting Code differs.

For vehicles that are not already registered in Japan, below two documents are required and must be carried in the vehicles and the third in the below list is recommended for competition vehicles:

- (a) A translation of the Carnet certification document, issued by JAF and distributed by the organiser. This document serves as a temporary vehicle import compliance document. For rally cars this is included in the entry fee, however for other vehicles processing fee will be charged
- (b) 'Jibaiseki'. A compulsory insurance. Every automobile (including rally cars and every foreign registered vehicle) which is driven on public road in Japan has to be covered with it. While it is included in the entry fee for rally cars, other vehicles are not. This insurance can be purchased with approximately JPY6,500 (per each vehicles) for other vehicles that are not registered in Japan.
- (c) Third-party rally car insurance. This is recommended for rally cars and recce cars. The fee is approximately JPY20,000 per car, depending on engine displacement.

The Entry Booklet in Appendix D contains a section on importing vehicles. Vehicle details are required for documents (b) and (c) above.

8.3 The condition for driving in Japan

International visitors should be aware that a valid Japanese license or International Driving Permit is required for driving on public roads. Only the International Driving Permits issued under the 1949 Geneva Traffic Convention is valid in Japan, and this must be stated on the front of the document. Please contact the organiser if you are unable to obtain such a license. German, French, Swiss, Italian, Belgian or Taiwanese driving license holders may request a translation of their license from JAF. The combination of this translation and your driving license is valid alternative to the International Driving Permit issued under the 1949 Geneva Convention. If your driving license is not in the above categories, either taking driving examination or switching to Japanese license is required. (Gaimen Kirikae).

The detail of Gaimen Kirikae is on the website: <http://www.jaf.or.jp/e/switch.htm>

8.4 Difference of Rules of the road

	International regulations	Japanese regulations
Stop sign When the intersection has the Stop sign as shown, all cars must come to a full stop and check in all directions before crossing		
Light signals		
Level-crossings with gates Drivers must stop in front of a level-crossing, even if there are no stop signs, gates, half-gates or light signals giving warning of the approach of trains. They shouldn't move off again until they have ascertained that no train is approaching.		
Other level-crossings		
Do not overtake You mustn't enter the right side of the road in order to overtake another vehicle in zones that have the road sign.		
Compulsory minimum speed		
Maximum speed limit It is expressed by " km " not " miles ". Don't exceed the maximum speed limit which is posted on the road signs		
Pedestrian Crossing sign		

Japanese regulations	
<p>Green arrow light Vehicles may proceed in the direction of the arrow.</p>	
<p>No Right Turn, Left Turn etc. Vehicles must not proceed in any direction other than that shown on the sign.</p>	
<p>Red flashing light</p>	<p>These are not common, but are located on some of the rural sections of road outside Sapporo and the other towns. Vehicles must stop at the stop line and make a safety check before proceeding</p>
<p>End of traffic regulation End of regulation designated by the sign</p>	

- ★ Drivers must watch for and give way to pedestrians as they turn onto another road.
- ★ Drivers must travel on the left hand of the road.
- ★ Drivers must indicate to pull out from a stationary position, as they are turning, to overtake traffic traveling in the same direction, to change lanes and to overtake obstacles on the side of the road.

The meaning of the center lines

①

②

③

Drivers mustn't change lanes where the lanes are divided by a yellow line (①). If the lanes are divided by a white line and a yellow line parallel to it, the drivers on the side of the yellow line may not cross into the other lane (②). Drivers are allowed to cross into the other lane for overtaking (③).



9. Helicopters



9.1 Registration procedure / information

All helicopters flying in support of the rally must be registered with the organiser. There will be a standard protocol for rally helicopters in rally airspace and only registered aircraft will be permitted to fly in this space. A helicopter registration fee will be charged.

Registration of helicopter for this event was closed on 2th August.

A list of landing sites and GPS coordinates for special stages and Service Park will be provided later.

Attendance at the pilots' briefing is obligatory for all the registered pilots.

9.2 Contact details for domestic helicopter companies

Aero Asahi Corporation	Hokkaido Koku
Tel: +81 (0) 11-782-0603	Tel: +81 (0) 11-781-1247
Fax: +81 (0) 11-783-5286	Fax: +81 (0) 11-780-2711
HP: www.aeroasahi.co.jp	HP: www.hokkaido-koku.co.jp



10. Hospitality arrangements



For information on corporate hospitality options, please contact:

Ms. Mieko NIINO

Tel: +81 (0) 11 864 1131

Fax: +81 (0) 11 864 1182

Email: niino@homei-gr.com



11. Hotel / accommodation reservation



11.1 Contact details for reservations or list of hotels

Please note the accommodation fees for drivers and co-drivers are not included in the entry package for this year, and please make sure to reserve your accommodations in your own. Secretariat of Rally Hokkaido will assist overseas competitors in making reservations.

There are many hotels in and around Obihiro. To search on the internet, try keyword of "Obihiro" and "Tokachigawa". The website below can be a good reference:

<http://www.obihroyado.com/English/european.html>

If you are having difficulty in contacting the hotels, or would like the organisers to assist with bookings, please don't hesitate to contact the Rally Secretariat.



12. Reconnaissance



12.1 Registration for Reconnaissance

Date & Time: Wednesday 21 September 1300hrs – 1900hrs
Location: Rally HQ

Registration for reconnaissance will coincide with administrative checks. A date and time for the administrative checks will be allocated to each team. Competitors should complete the relevant section in the Entry Booklet in Appendix D, of Rally Guide 1 to nominate preferred timeslot.



12.2 Summary of specific regulations and instructions for reconnaissance

General reconnaissance regulations are included in Article 25 of the FIA Regional Rally Sporting Regulations and Article 9 of the Rally Hokkaido Supplementary Regulations.

Reconnaissance must take place according to the schedule shown in Appendix A.3. There are 3 separate recce groups. Car #1 to 15 are assigned to Group A, while the rest of APRC/Asia-Cup competitors are assigned to Group B. Third group is for all the JRC competitors.

Competitors must register full details of their vehicle prior to leaving for reconnaissance. At registration competitors will be issued a reconnaissance pass and a vehicle identification sticker. The vehicle identification sticker must be displayed on the left rear side window during reconnaissance. The reconnaissance pass is valid for 2 passages and must be carried in the reconnaissance vehicle at all times, and must be submitted to an official for his/her signature at the start of each special stage.

Crews are authorized to drive a maximum of two passages through each special stage, and must drive in the same direction as the rally. Where a special stage is repeated, the maximum number of passages will still be only two.

During reconnaissance, competitors must strictly comply with the road traffic laws. At all times the safety and rights of other road users must be respected. Rally officials may monitor the behaviour of competitors on the reconnaissance route with visual, electronic, photographic or video methods. All offences will be reported to the Stewards who may impose penalties up to the refusal to start.

Speed limits as signposted on all roads used during reconnaissance must be observed. Failure to comply will result in a penalty to be applied by the Stewards.

APRC and Asia Cup competitors must use tyres of series production type designed primarily for asphalt use. Use of competition tyres is forbidden.

The location of petrol stations and convenience stores is marked on the Route Map. Most (but not all) stores will accept credit cards though cash is more commonly used as preferred method of payment.

12.3 Recommended route to use from the SS finish, back to start

The recommended route for recce is shown in the recce instruction document which is to be provided at the time of registration.



13. Scrutineering, marking and sealing



13.1 Date, place and time

Date and time: Thursday 22 September 0830hrs - 1900hrs
Friday 23 September 0830hrs - 1230hrs
Location: Sanyo Konetsu Super Pit Chuo-ten
10 W8, S9, Obihiro

Competitors should nominate preferred time for scrutineering by filling in the details on the Entry Booklet.

If no nomination provided, the organiser will assign a timeslot for those competitors. The scrutineering schedule will be published on the Official Notice Board on Wednesday 21 September 0900hrs.



13.2 Preparations to be made before the car is brought to scrutineering

Competitors should position their cars at the entrance to the Scrutineering Bay in accordance with the published schedule, and follow the direction of the officials present. In the case that the entrance is crowded with vehicles of other competitors and entry on time is not possible, a member of the team concerned should find the post marshal at the entrance and notify him or her of the situation.

Car number stickers, front plate, front door panels (with car numbers) and organiser's advertising stickers must be affixed to the car accordingly prior to the entry to the scrutineering. Please refer the Supplementary Regulations for the event for the positions to be affixed.

The following documents / items should be brought to scrutineering:

- Scrutiny Sheet; given to competitors on completion of Administrative Checks.
- Current vehicle registration papers (Not required for cars registered overseas)
- The vehicles motorsport logbook (If available).
- The rollcage homologation papers.
- FIA Homologation Form for the vehicle including all extensions/updates
 - Helmets, FHR/HANS device, driving suits, underwear, socks, balaclavas, racing shoes and gloves

Competitors should make sure they are familiar with Appendix J to the FIA International Sporting Code, especially Articles 252 (General Prescriptions for production Cars) and 253 (Safety Equipment), Chapter 3 of Appendix L to the the FIA International Sporting Code, and FIA Regional rally Sporting Regulations Articles 26, 27 and 28, as well as Article 11 of the Rally Hokkaido Supplementary Regulations.

For the JRC competitors, please refer to the JAF Sporting regulations.

13.3 Route instructions to scrutineering

The location of the Sanyo Konetsu Super Pit is marked on Obihiro city Map included in Appendix B. Turn left after exiting the Service Park and make another left turn, then cross the Satsunai river and turn right at the intersection with Route 236 (where 7-11 store and Hokuren gas station are located). Proceed 400m and turn left (at the corner with ENEOS gas station) and follow the road for 2.73 km, then turn left at the West 5 - South 19 intersection (where AEON store is located). Follow the road for 1.58 km to West 8 - South 9 and you will see a Mobil sign of the Super Pit on your left, sitting back from the street, with its Mobil oil sign in front. .



13.4 Final Scrutineering

Final Scrutineering for APRC competitors will be held at Sanyo Konetsu Super Pit Chuo-ten, the same location as pre-event scrutineering. Competitors who are required to attend post-event scrutineering will be notified at the entrance of the Finish Parc Ferme. Please follow the instruction to be given there by an official for final scrutineering.



14. Shakedown



Shakedown will be held at Sammy SATSUNAI SSS, which is adjacent to the Kita Aikoku Service Park.

Shakedown is compulsory for all the drivers registered in the APRC Championship and Asia Cup, and other competitors designated by the organiser. Details are as below;

Location	Sammy SATSUNAI SSS
Date and Time	Friday 23 September 1200hrs – 1300hrs
Stage length	1.47km
Service	Kita Aikoku Service Park
Distance from the Service Park	3.24km to the start point of the Shakedown

15. Ceremonial Start & Rally Show

15.1 Location and time

Date and time: Friday 23 September 1545hrs – 1620hrs
Location: Kita Aikoku Service Park

15.2 Programme, procedure and instructions

The Ceremonial Start is incorporated with a rally show, where autograph session by drivers/co-drivers and other attractions for fans will be held. The Rally Show will be held at Kita Aikoku Service Park, followed by the Ceremonial Start. Drivers and co-drivers are kindly advised to attend in their driving suits.



Rally Show

Rally Show for spectators will be held from 15:45 to 16:20 hrs. Rally cars should be lined up for display on the tarmac-surfaced road between the podium and the service area. Please move your cars from the assembly area (Regroup area after Service-Out) per instructions by officials. Deployment plan and schedule of rally cars and competitors will be provided in a Communication. Spectators will be allowed to enter the exhibition area and take a close look at the rally cars on display. **Teams are encouraged to put up team and/or sponsor flags, banners and engage in promotional activities around their rally cars in their respective exhibition area to entertain the spectators. Autograph signing session by drivers and co-drivers should be conducted in this area.** After the finish of the Rally Show spectators will be asked to leave the area.

Crews should wait by their cars for directions by the officials to proceed to the ceremonial start.

Ceremonial start

The opening ceremony will begin at 16:45 hrs, and the first car is to start at the podium at 17:00 hrs.

Starting order of the ceremonial start is as follows:



APRC and Asia Cup competitors: Reverse order of their car numbers
JRC competitors: Order of their car numbers

At the ceremonial start each team is allowed to show their own placard (to be prepared by the teams themselves) to introduce their team. The placards must show the car number, drivers' names and the team nationality (sponsors names and logos can be shown as well). The person who carries the placard can be a team member (male or female). They can wear team kit, or any other suitable costume.

Please refer Appendix. D6 for the layout of the podium area.

NOTE: Ceremonial start will be followed by SS1 Sammy SATSUNAI.

First car	Activity	Location
1545hrs	Rally Show starts. Spectators are allowed inside the area under control of marshals. All drivers and co-drivers are encouraged to participate in autograph session. Top 10 APRC and top 5 JRC crews must notify the organizers in advance if they are not able to participate. Tables, chairs and tents should be prepared by respective teams if necessary.	Rally Show venue
1620hrs	Rally Show ends. Spectators are guided out of the area and invited to the ceremonial start.	
1645hrs	Start ceremony begins. Crews to move their cars into staging area near the entrance of podium area per instructions by officials.	
1700hrs	First car climbs up the podium. The cars will go over the podium per officials' guidance in 30 sec – 1min intervals. After going over the podium the cars are to be driven to pass in front of the spectators and back into the service area.	Podium
1737hrs	TC 0 Service Exit	Service Park
1757hrs	TC 1 Obihiro	Sammy SATSUNAI SSS
1800hrs	SS 1 Sammy SATSUNAI	Sammy SATSUNAI SSS



16. Official Finish



16.1 Location and time

Date and time: Sunday 25 September 1740hrs

Location: Kita aikoku Service Park

The order for the official finish is as follows:

APRC

APRC registered top 3 crews

APRC overall top 3

The rest of the APRC competitors will go over the finish podium according to the order of their check-in at the finish regroup.



Prize giving for all classes will be held (depending on number of entries). Winners are kindly asked to collect their trophies and prizes at the Rally Secretariat after the announcement of final results of the rally.

JRC

Date and time: Sunday 25 September 1449hrs

Location: Kita aikoku Service Park

Provisional prize-giving for top crews of each classe will be held at the podium.

The rest of the JRC competitors will go over the finish podium according to the order of their check-in at the finish regroup.

Winners are asked to collect their trophies and prizes at the Rally Secretariat after the announcement of final results of the rally.



The layout for the Official Finish Ceremony is included in Appendix D.

16.2 Programme, procedure and instructions

APRC

First car	Activity	Details
1730hrs	Finish holding IN	A regroup precedeing the Finish podium
1740hrs	3 rd placed APRC-registered crew	3 rd placed registered APRC car goes on podium and halts at the top. Crew climb out of the car and waves to public for photo (20 sec). Car will be guided into the location at the left of the podium. Crew stays on stanby for prize-giving.
1742hrs	2 nd placed APRC-registered crew	2 nd placed registered APRC car goes on podium and halts at the top. Crew climb out of the car and waves to public for photo (20 sec). Car will be guided into the location at the right of the podium. Crew stays on stanby for prize-giving.
1744hrs	APRC-registered winners	1 st placed registered APRC car goes on podium. Car is to stop at the top of the podium slope with its nose at the edge of the downward slope, engine is switched off. The crews get out of the car and climb on the bonnet, receive laurel crowns, then hold a pose for photos, waves to public (30 sec). Team briefly joins the crew on the podium for photos.
	Olympic podium	After photos are taken, Olympic podium is to be put in place in front of the podium
1747hrs	Winner interview	Winner is to be interviewed on the podium
	Presentation	Presentors are on standby, guided by the officials
1749hrs	3 winning crews onto Olympic podium	Called out by the MC, crews get on the olympic podium in this order: 1 st , 2 nd , 3 rd . Co-drivers stand on the left of their drivers.
1751hrs	National anthem, flags up	National anthem of the winning driver is played (30 sec). National flags of the 3 winning drivers and the winning manufacturer go up.
1753hrs	Trophies awarded	Presentors bring the trophies, hand them to crews guided by the MC in the order of: 3 rd , 2 nd , 1 st . A bottles of Champagne is placed by each driver's feet. Presentors return to their seats.
1755hrs	Crew/Trophy photo	Crews hold pose for photos with trophies in their hands
1757hrs	Champagne shower	After the photo shoot crews spray the champagne, then Olympic podium is moved out to prepapre for APRC overall prize-giving
1759hrs	Cars leave	Winning car drives off the podium, leaves the venue and 2 nd and 3 rd placed cars follow to the parc ferme.
1801hrs	Prize-giving for APRC overall winners & Würth cup winners.	(in case if all the top 3 crews for the APRC overall winners are the same as top 3 APRC registered crews, this will be omitted.) MC announces the overall APRC and Würth cup winners.
1808hrs	APRC overall winners presented with trophies	If all the 3 overall winning cars are different from the APRC registered winners, the same procedure is applied. If any of the three cars is the same as in APRC registered winners group, the following procedure will be adopted: 2 nd and 3 rd placed crews get off the car, receive the trophies, pose for photos, drive off to the parc ferme. APRC overall winners receive laurels and trophies at the top of the podium, photos taken. Car driven to the parc ferme.
1814hrs	The rest of APRC	The rest of the APRC competitors who completed Leg 2

	competitors finishes	go over the finish podium at 30 sec intervals. The cars to halt briefly on the top of the podium for photos. Crews do not leave the car. All trophies and prizes for the winners of each class are to be given to these crews later at the HQ.
--	----------------------	--

JRC provisional prize-giving
Please refer to the Japanese version of Rally Guide 2



17. PR activities and other functions



Thursday 22 September

Welcome Party

Time: 1930hrs -
Venue: Kita Aikoku Service Park
Description: Stand-up dinner party hosted by the International Rally Support Association
Attendees: Crews, team members and competition officials

Friday 23 September

Pre Event media conference

Date and time: 1430hrs
Venue: Media Centre
Description: Interview session for APRC top crews and JRC top crews
Attendance: Restricted to accredited media Crews and team members may be allowed if capacity of the venue allows.

Rally Show (Autograph session and Rally Cras display)

Date and time: 1545hrs - 1620hrs
Venue: Rally show space at Kita Aikoku Service Park
Description: Rally cars on display along the main road, with autograph sessions by crews.
Attendees: No restrictions. Open for public till 16:20

Opening Ceremony and Ceremonial Start

Date and time: Opening Ceremony from 1645hrs / Ceremonial Start from 1700hrs
Venue: Kita Aikoku Service Park
Description: Podium presentation.
Attendees: Spectators admitted (from the viewing area around the podium)

Saturday 24 September

Events at Kita Aikoku Service Park (Admission Free, except for Auto Test)

Auto Test	10:00~12:00, 14:00~16:00	Simple and easy motorsport competition where spectators and visitors can participate. Entry accepted on-site!
Toyota Gazoo Racing Park		Exhibition of Yaris WRC, and full of fun events including ones for kids
Cosplay	Cosplay photo session: 10:30~18:00	
Car Exhibition	Self Defensive Forces : 10:00~17:00	
	Itasha (car painted with anime characters) : 10:00~17:00	

Charity Auction

Time: After SS3
Venue: Rikubetsu Circuit
Description: Charity auction with donated goods from competitors
Admission: No restriction / open for public

Fans cheer-up area along the road

Time:	Around 1720hrs -
Venue:	Obihiro Ekimae Dori street, between W2 S8 and W2 S11 (around Fujimaru Department Store)
Description:	Fans and spectators will cheer-up the crew along the road
Attendees:	no restriction / open for public

Sunday 25 September

Events at Kita Aikoku Service Park (Admission Free, except for Auto Test and Big-eater events)

Auto Test	08:30~10:30	Simple and easy motorsport competition where spectators and visitors can participate. Entry accepted on-site!
Toyota Gazoo Racing Park		Exhibition of Yaris WRC, and full of fun events including ones for kids
Cosplay	Photo Session 10:30~18:00	
Car Exhibition	Itasha (car painted with anime characters) : 10:00~17:00 Replica : 14:00~16:30	
Big-eating	11:00~13:00 (Entry 10:00~)	Eat up 3 different big-serving dishes with a team of 3 big-eaters! Entry accepted on-site, with fee of JPY1,500 per team
Triathlon		
Concert	Concert by Self-Defensive Force Band: 12:00~12:30	
Auction	Charity Auction, starting around 16:20頃~	(after Media Conference for JRC)

Ashoro Rally Park

Date and time:	Around 0710hrs - (estimated)
Venue:	Michi no Eki "Ginga Hall 21", Kita 1-1-1, Ashoro
Description:	Spectators cheer-up crews driving past them. Unofficial results will be provided not only to the crews but to the spectators.
Attendees:	Open to public (no restriction applied)

Honbetsu Rally Park

Date and time:	Around 0850hrs - (estimated)
Venue:	Michi no Eki "Stellar Honbetsu", Kita 3-1-1, Honbetsu
Description:	Spectators cheer-up as crews driving past them.
Attendees:	Open to public (no restriction applied)

Ceremonial Finish

Date and time:	1740hrs - (JRC: 1449hrs -)
Venue:	Kita Aikoku Service Park
Description:	Podium finish and award giving ceremony
Attendees:	Spectators admitted (from the viewing area around the podium)

Final Media Conference

Date and time:	1840hrs - (JRC: 1550hrs -)
Venue:	Kita Aikoku Service Park
Description:	Interview with the top three finishing drivers and co-drivers.
Attendees:	Spectators admitted (from the viewing area around the podium)



18. Media



18.1 Contact details prior to the event

For media enquiries, please contact Mr. Isao KONO .

Media Officer:	Mr Isao KONO
Address:	Rally Hokkaido Permanent Secretariat (Media) Homei Building, Minami 4-9, Nangodori 19 Shiroishi-ku, Sapporo, HOKKAIDO 003-0022, JAPAN
TEL:	+81 (0) 11 864 2003
FAX:	+81 (0) 11 864 1182
Email:	media@rally-hokkaido.com
Web:	www.rally-hokkaido.com

18.2 Accreditation procedure / criteria and deadline

All media wishing to attend Rally Hokkaido are required to complete the Media Accreditation Form and send it along with required documents to the Rally Secretariat (Attention: Mr. Jiro KOIKE), no later than Thursday 8th September 2016 1800hrs. Applications must be sent by post. The application form, the list of necessary documents and explanation of each document have been posted on the official website www.rally-hokkaido.com. Questions should be addressed to Mr. Koike at the Permanent Secretariat.

Media applications must be received by Thursday 8 September 2016 1800hrs

18.3 Contact details during the event

Media Centre	
Address:	Rally Hokkaido Secretariat Administration Building, Tokachi Oval 56-7 S7, Minami-machi, Obihiro, Hokkaido, JAPAN 080-0856
TEL (Direct to Media Center):	Tel : +81 (0)155-66-0456
FAX:	Fax : +81 (0)155-66-0456
Email:	media@rally-hokkaido.com

18.4 Accreditation desk - location and opening hours

The Accreditation desk will be located in the media centre.

Accreditation Hours:

Wednesday	21 September	1300hrs - 1900hrs
Thursday	22 September	0800hrs - 1900hrs
Friday	23 September	0630hrs - 2130hrs

18.5 Media Briefing

Friday	23 September	1500hrs -
--------	--------------	-----------

18.6 Media Centre - location and opening hours

Business Hours;

Wednesday	21 September	1300hrs - 1900hrs
Thursday	22 September	0800hrs - 1900hrs
Friday	23 September	0630hrs - 2130hrs
Saturday	24 September	0530hrs - 2200hrs
Sunday	25 September	0430hrs - 2100hrs

18.7 Media conferences - time and location

Pre Event media conference

Date and time:	Friday 23 September	APRC: 1430hrs	JRC: 1450hrs
Location:	Media Centre		

Final media conference

Date and time:	Sunday 25 September	APRC: 1840hrs	JRC: 1550hrs
Location:	Kita Aikoku Service Park		

18.7 Media coverage

Following is the list of media registered to cover the event. The final list may not be identical to this list as this guide is issued prior to the closing date for media accreditation applications

Magazines

Rally Plus	Play Drive	JAF Sport
Rally Magazine	afimp	Best Car

Newspapees and news agencies

Tokachi Mainichi Shinbun	Hokkaido Shinbun	Rikubetsu News

(Shimbun = newspaper)

T V & Radio programme, internet media

APRC TV	J SPORTS	RALLY PLUS.NET
Rally Do!	CMSC	


(As of 30 August)



19. Credential Passes and Vehicle Plates




19.1 Credential Passes



All area
(Valid only for the location specified)

SOS Tracking
(BF)
Jiro KOIKE
小池治郎

OFFICIAL



Spectator area
Service Park
Results and Information Area
Media Centre
Media conference
Media Point (Access with tabard only)

5010
AG.Magazine
Isao KONO
河野功

MEDIA



Media Point
(Valid only when
preseted with Media
Credential Pass)

MEDIA
POINT
PASS

MEDIA



Service Park
Rally HQ
Results and Information Area
Media conference
(if space allows)

APRC 99
DRIVER
Mr. Jiro KOIKE

JRC 99
DRIVER
Mr. Jiro KOIKE

SERVICE
99

COMPETITOR

COMPETITOR

SERVICE



Spectator area
Service Park

0123

034
Mr. Jiro KOIKE

516

7001

GUEST

PREMIUM

PERSONAL
SPONSOR

VIP



Only for Police use

POLICE

Rally Hokkaido

19.2 Vehicle Plates



All parking areas
(Valid only for the parking of the respective post)



Spectator parking areas
Service park parking areas
Media parking areas



Spectator parking areas
Service park parking areas
Media parking areas
Media Point (Access with tabard only)
Stage Access (Access with tabard only)



Spectator parking areas
Service park parking areas
Media parking areas
Media point (Media point pass must be worn by all of its passengers)



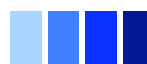
Service space
Auxiliary vehicle parking areas



Spectator parking areas
Kita-aikoku service park exclusive parking areas
Rikubetsu service exclusive parking areas



20. Medical and Safety Services



20.1 Emergency Number(s)

The main telephone number at Rally HQ will be manned by bilingual officials during opening hours.

General numbers for emergency services are as follows:

Ambulance and Fire Department:	119
Police:	110

The Kousei General Hospital is located in Central Obihiro, across the road from the City Hall. The hospital is fully briefed on the rally programme and has English speaking staff. The most convenient and closest hospital from the Kita Aikoku Service Park is Hokuto Hospital: Following are the contacts for these two hospitals.

Hospital Name	Tel No.	Address
Obihiro Kousei General Hospital	0155-24-4161	W6 S8-1, Obihiro
Hokuto Hospital	0155-48-8000	7-5, Inada-Cho, Obihiro

Following is the location and contact details for the main hospitals on or close to the rally route:

Hospital Name	Tel No.	Address
<i>Obihiro Kousei General Hospital</i>	<i>0155-24-4161</i>	<i>W6, S8 Obihiro</i>
Obihiro Kyoukai Hospital	0155-22-6600	E5, S9 Obihiro
Obihiro Dai-ichi Hospital	0155-25-3121	W4, S15 Obihiro
Hokuto Hospital	0155-48-8000	7-5, Inada-Cho, Obihiro
Obihiro Tokushukai Hospital	0155-32-3030	Kino Nishidori 14, Otofuke
<i>Kitami Red Cross Hospital</i>	<i>0157-24-3115</i>	<i>N6, E2, Kitami</i>
Hokusei Cranial Nerve Surgical Hospital	0157-26-8800	1-36 Miwa, Kitami
Rikubetsu Kokuho Clinic	0156-27-2135	3,E2, Rikubetsu
Ashoro Kokumin Hoken Hospital	01562-5-2155	3, S2 Ashoro
Hombetsu Kokumin Hoken Hospital	01562-2-2025	6-8 Nishibiribetsu, Hombetsu

Hospitals with critical care centers are in Bold Italic print.

In case if you need medication in holidays or night time, please check the website of Hokkaido Medical Information System to find hospitals available after-hours.

Hokkaido Medical Information System	
URL	http://www.qq.pref.hokkaido.jp/qq/qq01fnlgsp.asp

Pharmacies and Dental Clinics are included in the Business Directory in Section 21.8.
Car towing service and transporters are listed in the Business Directory in Section 21.8.



21. List of useful facts and services



21.1 Fast Facts

Airport:	7 daily flights available between Tokyo/Haneda Airport to Tokachi Obihiro Airport. Japan Airlines provide four of them, while Hokkaido International Airlines (AIR DO) and All Nippon Airways (ANA) co-operates the rest 3 flights. There are scheduled shuttle bus service available connecting the airport to the downtown Obihiro in approx. 40 minutes for JPY1,000. Taxicabs and Ren-A-Car, too, are available at the airport.
Train:	Japan Railways (JR) Hokkaido operates limited express trains connecting major cities and Obihiro. Travel time from Sapporo to Obihiro is approx. 2.50 hours, and 2.30 hours from New Chitose Airport to Obihiro.
Cash:	It is wise to expect to pay for most daily expenses in cash (JPY). Hotels and large shops will accept international credit cards, but often smaller convenience stores, petrol stations, restaurants and some ATMs will only accept cash or Japanese credit cards.
Currency:	The currency is Japanese Yen (JPY, or '¥'), and it is a decimal system, with the largest note being JPY10,000, and the smallest coin being JPY1. As of 18 August 2015, the exchange rate was 1 EUR = about 137 JPY; 1 USD = about 124 JPY; 1 AUD = about 91 JPY. (See section below on Banks Credit Cards and Cash) Currency exchange is only available from Monday to Friday in Obihiro.
Elevation:	Kita Aikoku Service Park: 40m / Rikubetsu Service: 217m Average for Special Stages: 369m
Electricity:	100V at 50 cycles. Plugs are twin parallel pin-type, the same as are used in the USA.
Embassies and Consulates:	For a complete list of embassies and consulates in Japan and Japanese missions abroad See http://www.mofa.go.jp/about/emb_cons/protocol/index.html
International Dialling:	The international dialling codes vary depending on which phone company is being used. It should be listed in the 'Information for Guests' book in hotels, or on the internet for mobile phones.
Mobile phones:	GMS phones except 3G/LTE do not work in Japan. There is more information about mobile phones in the Section that follows.
Opening Hours:	Shops are open seven days a week, normally from 1000hrs until approximately 1900hrs, some stay open later. Banks, government offices and the Post Office, however, opens Monday to Friday only.
Population:	Japan: 126 million Hokkaido: 5.47 million
Public Holidays: (near the event)	Monday 19 September (Respect-for-the-Aged Day) Thursday 22 September (Autumn Equinox Day)
Rainfall (Obihiro):	September: 138.1mm

Sunrise	05:15hrs (September 24 th) (Source: http://keisan.casio.com)
Sunset	17:22hrs (September 24 th) (Source: http://keisan.casio.com)
Tax:	Consumption tax is 8%
Temperature (Obihiro):	September: High :21.5 degrees, Low: 12.1 degrees , Average: 16.3 degrees (figures all in Celcius)
Time Zone:	Standard Japanese time is GMT +9
Tipping:	Tipping is not customary in Japan.
Visas:	Currently, visa is waived for short stays (usually up to 3 months) for the citizens of 67 countries and regions (http://www.mofa.go.jp/j_info/visit/visa/short/novisa.html). You are advised to check with the Japanese Embassy in your home country before commencing travel to Japan. Competitors requiring a letter of invitation from Rally Hokkaido to obtain visas should contact the organizer: Ms. Mieko NIINO, Secretary: Tel: +81 (0) 11 864 1131 Fex: +81 (0) 11 864 1182 Email: niino@homei-gr.com For a list of Japanese Embassies abroad, see: http://www.mofa.go.jp/about/emb_cons/over/
Water:	Normal tap water is suitable for drinking. Some hotels also use non-drinkable, recycled water, but those are clearly marked as such

21.2 Vehicle Rental - cars and trucks

The official rental vehicle supplier for Rally Hokkaido is NIPPON Rent-A-Car. Special discount will be offered for reservations made through the exclusive website below:

https://www.nrh.co.jp/charge_v3/en.shtml?id=ZJW17PUI5S

Branches:

Tokachi Airport	0155-64-5065
Near Obihiro Station	0155-22-0919
Chitose Airport	0123-26-0919

21.3 Airlines

Japan Airlines (JAL/JL)		
Domestic	Tokyo	03-5460-0522
International	Tokyo	03-5460-0511
All Nippon Airways (ANA/NH)		
Domestic	Tokyo	03-6741-8800
International	Tokyo	03-6741-6685
Air France (AF)	Tokyo	03-5767-4143
Air India (AI)	Tokyo	03-3508-0261
Air New Zealand (NZ)	Tokyo	03-5521-2770
Alitalia (AZ)	Narita	0476-32-7811
American Airlines (AA)	Tokyo	03-3298-7677
British Airways (BA)	Tokyo	03-3298-5238

Rally 23-25 Sep. 2016 Hokkaido



Cathay Pacific (CX)	Tokyo	03-6746-1000	
Finnair (AY)	Tokyo	03-3222-6801	0120-700-915 (Toll-free)
Lufthansa (LH)	Tokyo	03-4333-7656	0120-051-844 (Toll-free)
Malaysian (MH)	Tokyo	03-5733-2111	
Qantas (QF)	Tokyo	03-6833-0700	0120-207-020 (Toll-free)
Scandinavian (SAS/SK)	Tokyo	03-5400-2331	
Singapore Airlines (SQ)	Tokyo	03-3213-3431	
Thai Airways (TG)	Tokyo	03-3503-3311	
United Airlines (UA)	Tokyo	03-6732-5011	

How to get to Obihiro (the city hosting the Service Park and the Rally HQ).

From Tokyo / Narita International Airport to Haneda Airport

There is Airport Limousine bus service connecting New Tokyo Int'l Airport (Narita/NRT) and Tokyo Int'l Airport (Haneda/HND). Its fare is JPY3,100 per person. If you are taking connection flight of Japan Airlines (JAL/JL), your stop at Haneda airport is Airport Terminal 1. For those taking connection flight of All Nippon Airways (ANA/NH) or Air Do, please get off the bus at Terminal 2. Average travel time between those two airports is 65 to 85 minutes.

From Tokyo / Haneda Airport to Tokachi Obihiro Airport-

There are 7 daily flights available between Tokyo/Haneda Airport to Tokachi Obihiro Airport.

Japan Airlines provide four of them, while Hokkaido International Airlines (AIR DO) and All Nippon Airways (ANA) co-operates the rest 3 flights. JAL flights departs from Terminal 1 at Haneda, while ANA and Air Do flights operates from Terminal 2.

From Sapporo/Chitose Airport to JR Obihiro Station

For those coming from New Chitose Airport to Obihiro by train (JR railway), a transfer is required at Minami Chitose (South Chitose) Station, which is the first stop from the airport station, arriving from the airport in approximately three minutes. Tickets one-way will cost about JPY6,300.

From Sapporo/Chitose Airport to Obihiro by car

Take Hokkaido Expressway from "New Chitose Airport IC" or "Chitose IC" towards Sapporo, and at "Chitose Eniwa JCT", which is approx. 9km from the New Chitose Airport IC, drive into "Doto Expressway". Follow the signs all the way to Obihiro for approx. 140km. At "Obihiro JCT", turn left to drive into "Obihiro-Hiroo Expressway" and continue your journey to Obihiro. The nearest exit to the Kita Aikoku Service Park is "Obihiro Kawanishi IC".

From Tokachi Obihiro Airport to the central Obihiro downtown-

Airport shuttle bus services are available connecting the airport and major downtown hotels, departing the airport approx. 15 minutes after the arrival of each flight. The fare is JPY1,000 and the travel time is approx. 40 minutes. Taxis and rental cars are also available at the airport.

From the Obihiro downtown to the Rally HQ.

Travel from JR Obihiro Station to the Rally HQ takes approximately 10 minutes by car. If you are driving from the Tokachi Obihiro Airport to the Rally HQ, travel time is approx.40 minutes.

21.4 Photocopy Services

Winet	W 5, S 9	0155-25-1211
Tokachi Micro	E 4, S13-19	0155-24-2171
Taiyo copy centre	E 1, S6	0155-23-1663
Sugihara Jimu	W 5, S10	0155-25-1509

There are a lot of 'around the clock' convenience stores (7-11, Lawson, Seicomart and so on) in and around Obihiro. Many convenience stores have ATM's and copy machines.

21.5 Telephones

Mobile Phones

Cell phone networks in Japan supports 3G and LTE, but not GSM. Thus, if your phone supports GSM only, you should not expect it to work in Japan.

If you plan to use your mobile phone in Japan, please confirm with your mobile phone carrier for the availability of roaming service for your phone.

Store Information for mobile phone and mobile Wifi router rental services

SoftBank Global Rental	
English	http://www.softbank-rental.jp/e/
Japanese	http://www.softbank-rental.jp/inbound/
JAL-ABC	
English	http://www.jalabc.com/rental/domestic_eng/
Japanese	http://www.jalabc.com/rental/domestic_jp/

List of mobile phone rental shops at major int'l airports:

Narita (NRT)	http://www.narita-airport.jp/en/guide/service/list/svc_19.html
Kansai (KIX)	http://www.kansai-airport.or.jp/en/service/rental/index.html#_02
Haneda (HND)	http://www.haneda-airport.jp/inter/en/premises/service/internet.html#mobilePhone

Pre-paid SIM Card for visitors from overseas

If you own SIM-free mobile phones that support 3G and/or LTE, you might be able to use your phone device with locally-purchased prepaid SIM card. There is a "Japan Travel SIM" available for visitors from overseas (valid for limited data transfer quantity and period). For details, please refer to:

Japan Travel SIM: <https://t.iijmio.jp/en/index.html>

- Supported Phone Devices: <https://t.iijmio.jp/en/dv/>

- Activating voice calls with the SIM: <https://t.iijmio.jp/en/qa/index.html> (Q5/A5)

Public Phones

International calls can be made from grey, or brown/green coloured public telephones located in hotels and passenger terminals of airports. JPY1,000 notes are required to buy phone cards to use the phones. Vending machines for phone cards are often located around the public phones.

Internet Connections

Almost all the hotels have internet connections available at guest rooms, or in their business centres.

21.6 Security Guard Services

Teikoku	W 2, S 4, Obihiro	0155-22-5519
Hokkaido Cyuo Keibi	W 6, S 2, Obihiro	0155-23-3084
Sanwa Keibi	W 5, N 2, Obihiro	0155-22-0511
SECOM	W 6, S 2, Obihiro	0155-26-1500

21.7 Taxis

Otofuke Taxi	Shindori 9-1, Otofuke	0155-42-2012
Hinomaru Koutsu	W19, S1, Obihiro	0155-36-5111
Marimo	Odori, S17, Obihiro	0155-23-8181
Obihiro	W19, S1, Obihiro	0155-33-8844
Chuo Taxi	W7, S4, Obihiro	0155-23-4141
Toyo Taxi	W18, S2, Obihiro	0155-33-3939

21.8 Business Directory

Dental Clinics		
Tsugayasu Dental Clinic	W10, S9, Obihiro	0155-21-2002
Tokachi Dental Insurance Centre	E7, S9, Obihiro	0155-25-2172 for urgent after-hours treatment only

Pharmacies		
Tsuruha Obihiro	W5, S18, Obihiro	0155-20-3533
Tsuruha Inada	S9, W9, Inada-cho	0155-49-2066
Tsuruha Satsunai	163 Satsunai-kyoei	0155-20-3825

Tow-away service / Car Transporters			
Landmark33	W2, S33, Obihiro	0155-48-4616	0120-747-110
Obata shokai	W20, N2, Obihiro	0155-33-3900	0120-494-988
Maeda Jidosha Kogyo	Honbetsu	01562-2-3002	
Bodyshop Kunii	Ashoro	01562-5-4607	
Matsui Shokai	Shihoro	01557-6-2153	

Electronics Stores / Computers		
Yamada Denki	W13, N1, Obihiro	0155-58-4080
100 Man Volts	Inada-cho, S9	0155-48-3939
Hara Denki	Odori, S12, Obihiro	0155-22-5522

Vehicles - Spare parts, batteries, distilled water, oil & etc		
Homac	Inada-cho S9, W9, Obihiro	0155-49-1101
Yellow Hat	W5, S16, Obihiro	0155-26-1680
Autobacs	W6, N1, Obihiro	0155-23-5500

Windscreens		
Tokachi Glass	W4, S1, Obihiro	0155-22-6161
Kita Glass	W6, N1, Obihiro	0155-24-3246

Gas Cylinders		
Hokkaido Air & Wate	W22, S1, Obihiro	0155-37-1181

21.9 Restaurants

Name	Address & TEL	Cuisine	Price	Closed on
Kakemura かけ村	Odori, S 11-20 0155-27-6100	Izakaya style Chinese & Japanese restaurant	2	Sundays
Bisan 旬菜広間 びさん	W5, S 19-7 0155-67-0900	Izakaya style restaurant	1-2	Thursdays
Sumi 十勝麵処 澄	E4, S6-9-7 0155-67-0311	Ramen	1	Tuesday

Rally 23-25 Sep. 2016 Hokkaido



Kita no Yatai 北の屋台	W1, S 10 (Mall of small restaurants)		Various (Food court)	1	Differs for each shops
Tokachi no Nagaya 十勝乃長屋	W1, S 10 (Mall of small restaurants)		Various	1	Differs for each shops
En 無国籍料理 えん	W1, S11-5-4	0155-22-6737	Izakaya style Chinese & Japanese restaurant	1-2	Sundays
Isshin 十勝 和鮮食場 一心	W1, S10-5	0155-24-3789	Izakaya style restaurant	1-2	Sundays (Mondays)
Kakashi かかし	W2, S10-20-7	0155-25-5911	Izakaya style Japanese restaurant	1-2	Sundays
Hakodate Akachochin 函館あかちようちん	W1, S9-9	0155-22-2537	Izakaya style Japanese restaurant	1-2	Sundays & Holidays
Tokachi Local Jin-ya Tokachi Local じんや	W2, S11-14	0155-22-0664	Izakaya style Japanese restaurant	1-2	Sundays (irregular)
Kitano Tori たかはしていの居酒屋 北の栖	2F, W2,S10	0155-23-2222	Izakaya style Japanese restaurant	1-2	Sundays
Benkei 酒菜道場 弁慶	W2, S9-10	0155-23-5181	Izakaya style Japanese restaurant	1-2	Mondays
Torisei 鳥せい 中央店	W1, S 10-13-4	0155-23-8989 0120-73-2389	Yakitori (chicken grill)	1-2	1 st & 3 rd Sun of the month
Easy Diner 7026 イージーダイナー7026	W2, S 8-20-2	0155-23-8875	Izakaya style Japanese restaurant	2	Sundays & Holidays
Tokachi Noen 十勝農園	W1, S9-6	0155-26-4141	Japanese Western	1-2	Sundays
Mana Pizza Cafe マンマピッツァカフェ	W1, S 10-2-3	0155-23-4523	Italian	1-2	Sundays
Osteria Alpesca オステリアアルペスカ	W1, S12-2-7	0155-28-5663	Italian	1-2	Sundays
Million santé ミリオンサンテ	Tokachi-mura , W13, S8-1 (in horse racing track)	0155-66-6778	Western, Pasta, Sweets	1-2	Tuesdays and 2 nd Wed
Hageten はげ天	W1, S 10-5	0155-23-4478	Japanese, Tempura, sushi, pork bowl	1-2	No scheduled closures
Pancho 元祖ぶた井のばんちょう	W1, S1 1-19	0155-22-1974	Pork Bowl	2	Mondays & 1 st and 3 rd Tuesdays
Tatsumi zush 辰巳寿し	W1, S 11	0155-24-6665	Sushi	2	Sundays (Mondays)
Choju an 長寿庵	Odori, S 9-15	0155-22-5007	Soba noodle	1	Irregular
Misuzu らーめんみすず	W2, S 8-20	0155-23-4706	Ramen noodle	1	Wednesdays.
Anju あんじゅ	Odori, S 9-15	0155-26-5464	Grilled meat (Yakiniku)	1-2	Open 7 days
Heiwa en 平和園 本店	Odori, S 12-1	0155-22-6151	Grilled meat (Yakiniku)	1-2	Open 7 days
Genghis Khan Hokkaido ジンギスカン北海道	W14, S12-3-1	0155-23-6389	Grilled Lamb (Yakiniku)	1-2	Mondays
Café Snowpia カフェスノーピア	1F, W3, S11	0155-22-7758	Café and light meal	1	Irregular
SAMA	W21, S3-27-12	0155-34-9477	Soup Curry	1-2	2 nd Wed of the Month

Price range:

1 = below JPY1000 for main dish

2 = between JPY1000 and JPY3000 for main dish

3 = above JPY3000 for main dish

Japanese food vocabulary

- Sashimi = raw fish, to be dipped in soy sauce with wasabi paste
- Sushi = raw fish with wasabi paste served on a rice ball, to be dipped in soy sauce
- Sukiyaki = sliced beef and vegetables cooked in a pan.
- Butadon = Pork Bowl. Charcoal-grilled thick slices of pork with house-original sauce, served on rice.
- Udon = large white noodles, made from rice flour, eaten with stock, meat and fresh vegetables.
- Soba = buckwheat noodles eaten hot or cold, often in a clear soup stock with fresh vegetables.
- Ramen = Chinese style noodles served in hot soup. Hokkaido is known for Miso Ramen, which is ramen with a salty soy-bean paste flavoured soup.
- Yakiniku = barbecue style originating from Korea / Mongolia. Guest sit around a table with the grill built into the table between them., and cook various types of meat and vegetables.
- Izakaya = Japanese style pub food, where guests share a variety of small dishes. Similar in concept to Spanish 'tapas'.
- Gyoza = Japanese style grilled 'won tons'.

Bars and Pubs

There are many number of karaoke bars, like many other Japanese cities. The table below shows selected western style bars / pubs available in Obihiro.

Name	Address&TEL	Description
Chelsea London Pub ロンドンパブ チェルシー	1F, W1, S10-1 0155-27-0888	Popular local 'grunge' bar
Bar Owl	13F Hotel Cabin, W1, S11-12-2 0155-26-8150	Roof-top bar with great view
Beifu 米風	Odori, S 12-1 0155-27-1291	Casual Bar
Galway	W2, S11 0155-20-5211	Irish Pub. Popular among foreginers. Cash on delivery.
Pub Zig Zag パブ ジグザグ	3F Kagetsu Bldg, Odori S10-11 0155-25-5830	Pub



APPENDIX



- A. Itineray
- B. Maps
- C. Road Books
- D. Drawings Layout
- E. Forms
- F. Vocablary



A.1 Itinerary



Leg1 for ALL

Rally Hokkaido 23-25 Sep. 2016						
Itinerary						
Start Leg 1A Friday 23 September 2016						
TC	Location	SS dist.	Liaison dist.	Total dist.	Target time	First car due
0	Start Leg 1 - (Kita Aikoku)					17:37
RZ	Refuel - Kita Aikoku					
1	Distance to next refuel	13.84	83.33	97.17		
1	Obihiro		3.24	3.24	0:20	17:57
SS1	SSS Sammy SATSUNAI 1	1.47				18:00
1A	Parc Ferme IN		1.47	2.94	0:10	18:10
Overnight regroup						
Start Leg 1B Saturday 24 September 2016						
TC	Location	SS dist.	Liaison dist.	Total dist.	Target time	First car due
1B	Parc Ferme OUT - Service IN					6:00
	Service A - Kita Aikoku	1.47	4.71	6.18	0:15	
1C	Service - OUT					6:15
2	Ikeda		32.43	32.43	0:43	6:58
SS2	IKEDA 1	12.37				7:01
RZ	Remote Refuel - Kamitoshibetsu					
2	Distance to next refuel	33.70	64.20	97.90		
3	Rikubetsu		68.76	81.13	1:48	8:49
SS3	RIKUBETSU LONG 1	4.63				8:52
4	Shotoshibetsu		19.12	23.75	0:29	9:21
SS4	KUNNEYWA 1	29.07				9:24
RZ	Remote Refuel - Kamitoshibetsu					
3	Distance to next refuel	10.40	9.05	19.45		
5	Pawse Kamuy		24.35	53.42	1:00	10:24
SS5	PAWSE KAMUY 1	10.40				10:27
RZ	Remote Refuel - Kamitoshibetsu					
4	Distance to next refuel	38.33	67.42	105.75		
6	Rikubetsu		29.78	40.18	0:53	11:20
SS6	RIKUBETSU LONG 2	4.63				11:23
6A	Regroup and Technical Zone IN		0.20	4.83	0:07	11:30
6B	Regroup and Technical Zone OUT					
	Service IN					
	Flexi - Service B (Rikubetsu)	61.10	174.64	235.74	0:20	
6C	Service OUT - Regroup IN					
6D	Regroup OUT					12:20
7	Rikubetsu		3.02	3.02	0:45	13:05
SS7	RIKUBETSU LONG 3	4.63				13:08
8	Shotoshibetsu		19.12	23.75	0:39	13:47
SS8	KUNNEYWA 2	29.07				13:50
RZ	Remote Refuel - Kamitoshibetsu					
5	Distance to next refuel	10.40	9.05	19.45		
9	Pawse Kamuy		24.35	53.42	1:00	14:50
SS9	PAWSE KAMUY 2	10.40				14:53
RZ	Remote Refuel - Kamitoshibetsu					
6	Distance to next refuel	13.84	120.27	134.11		
10	Ikeda		66.55	76.95	1:29	16:22
SS10	IKEDA 2	12.37				16:25
10A	Regroup IN		56.67	69.04	1:34	18:02
	Regroup					
10B	Regroup OUT					18:12
11	Obihiro		3.15	3.15	0:08	18:17
SS11	SSS Sammy SATSUNAI 2	1.47				18:20
11A	Parc Ferme and Technical Zone IN		1.47	2.94	0:10	18:30
11B	Parc Ferme and Technical Zone OUT				0:03	18:33
	Service IN					
	Flexi - Service C (Kita Aikoku)	57.94	174.33	232.27	0:45	
11C	Flexi - Service OUT - Parc Ferme IN					
All cars must be returned to Parc Ferme no later than						(20:50)
Leg 1 Totals		120.51	353.68	474.19		

2016.8.17 ver.1.06

Leg2 for APRC

Rally <small>23-25 Sep. 2016</small> Hokkaido		FIA ASIA-PACIFIC RALLY CHAMPIONSHIP		JAPAN AUTOMOBILE FEDERATION		rally & racing A.G.M.S.C HOKKAIDO	
Itinerary							
Start Leg 2				Sunday 25 September 2016			
TC	Location	SS dist.	Liaison dist.	Total dist.	Target time	First car due	
Start Leg 2 (Kita Aikoku Service Park)							
11D	Service IN					5:00	
Service D (Kita Aikoku)					0:15		
11E	Service OUT					5:15	
RZ	Refuel - Kita Aikoku						
7	Distance to next refuel	19.91	94.29	114.20			
12	Otofuke		29.66	29.66	0:42	5:57	
SS12	OTOFUKE REVERSE 1	6.12				6:00	
13	Honbetsu		35.70	41.82	0:51	6:51	
SS13	NEW HONBETSU 1	13.79				6:54	
RZ	Refuel - Kamitoshibetsu						
8	Distance to next refuel	29.11	26.04	55.15			
14	Ashoro		41.63	55.42	1:15	8:09	
SS14	NEW ASHORO LONG 1	29.11				8:12	
RZ	Refuel - Kamitoshibetsu						
9	Distance to next refuel	6.12	95.59	101.71			
15	Otofuke		78.17	107.28	2:08	10:20	
SS15	OTOFUKE REVERSE 2	6.12				10:23	
15A	Regroup and Technical Zone IN		30.76	36.88	0:45	11:08	
15B	Regroup and Technical Zone OUT						
Service IN							
Flexi - Service E (Kita Aikoku)		55.14	215.92	271.06	0:20		
15C	Service OUT - Regroup IN						
15D	Regroup OUT					11:58	
RZ	Refuel - Kita Aikoku						
10	Distance to next refuel	13.79	90.28	104.07			
16	Honbetsu		61.54	61.54	1:22	13:20	
SS16	NEW HONBETSU 2	13.79				13:23	
RZ	Refuel - Kamitoshibetsu						
11	Distance to next refuel	29.11	26.04	55.15			
17	Ashoro		41.63	55.42	1:15	14:38	
SS17	NEW ASHORO LONG 2	29.11				14:41	
RZ	Refuel - Kamitoshibetsu						
12	Distance to next refuel	1.47	83.00	84.47			
17A	Regroup IN		93.89	123.00	2:15	16:56	
Regroup (Satsunai river)							
17B	Regroup OUT					17:06	
18	Obihiro		0.04	0.04	0:03	17:09	
SS18	SSS Sammy SATSUNAI 3	1.47				17:12	
18A	Service IN		1.50	2.97	0:08	17:20	
Service F (Kita Aikoku)		44.37	198.60	242.97	0:10		
18B	Service OUT - Finish-Holding IN					17:30	
Podium Finish						0:10	17:40
Leg 2 Totals		99.51	414.52	514.03			

Note 1 : At the 20 min service, crew have a maximum of 25 min to move their cars into the Service Park.

Note 2 : At the 45 min service, crew have a maximum of 50 min to move their cars into the Service Park.

TOTALS OF THE RALLY				
	SS	Liaison	Total	%
Leg 1 - 11SS	120.51	353.68	474.19	25.41
Leg 2 - 7SS	99.51	414.52	514.03	19.36
Total - 18SS	220.02	768.20	988.22	22.26

2016.8.17 ver.1.06



A.2 Itinerary compared with previous years



The itinerary of this year's Rally Hokkaido is very similar to the one for the previous year's event, but IKEDA SS, which was driven on Sunday last year, is moved to Saturday, and NUPRI PAKRE SHORT is replaced with NEW ASHORO LONG.


Leg 1 consists of Leg 1A, where competitors drive Sammy SATSUNAI River for SS1 after the Ceremonial Start on Friday, and Leg 1B, which is to be held on the Saturday. In Leg 1A, spectators who attended the ceremonial start can walk to the SS1 to enjoy the action.

Leg 1B consists of IKEDA, RIKUBETSU LONG, KUNNEYWA and PAWSE KAMUY as the day's core stages. Stage layouts of IKEDA RIKUBETSU LONG and PAWSE KAMUY are the same as the previous years' ones. The stage start point of KUNNEYWA is moved a bit from the past years' location. Like the previous year's event, 2nd and 3rd loop of RIKUBETSU LONG stages are driven in succession, with a Flexi-Service between them. After the 2nd loop of the stages, rally cars are to come back to Obihiro, where competitors drive Sammy SATSUNAI stage to complete the Leg 1B. Service in Rikubetsu will be hosted in Rikubetsu Off-road Circuit, in the same way as the previous year's event..


In Leg 2, crews will drive OTOFUKE REVERSE, NEW HONBETSU, whose latter half part is now on tarmac-surfaced road, and a long stage, NEW ASHORO LONG, followed by Sammy Satsunai stage. And in the afternoon, itinerary for JRC differs from the APRC – JRC cars will not drive the second loop of those stages as Section 6 but drives SATSUNAI RIVER after SS16 OTOFUKE REVERSE to finish the rally.

2015	2014	2013	2012	2011	2010	2009
SS 1 / 11 / 18 Sammy SATSUNAI (1.47km)						
SS1/11/18	SS1/11/18	SS1/10/17/18	Not Used	Not Used	Not Used	Not Used
0.96km	0.94km	2.46km				
Used in 2013 - 2015.						
SS 2 / 10 IKEDA (12.37km)						
SS13/17	Not Used	Not Used	Not Used	Not Used	Not Used	Not Used
12.37km						
Used in 2015. All tarmac surface.						
SS 3 / 6 / 7 RIKUBETSU LONG (4.63km)						
SS2/6/7	SS3/7	SS4/7	SS3/6	SS4/7	SS4/7	SS2/5
4.63km	4.63km	4.63km	4.63km	4.63km	2.73km	2.73km
Used in 2005 - 2015						
SS 4 / 8 KUNNEYWA (29.07km)						
SS4/9	SS5/9	Not Used	Not Used	SS3/6/9	SS3/6/9	SS3/6/8
28.75km	28.75km			28.41km (R)	25.25km (R)	28.75km
Used in 2009,2014,2015. First 0.2km of the stage is tarmac-surfaced.						
SS 5 / 9 PAWSE KAMUY (10.40km)						
SS5/10	SS2/6/10	SS13/16	SS4/7/9	SS13/15/17	Not Used	Not Used
10.40km	10.40km	10.40km	9.98km	9.98km		
Used in 2011 - 2015.						
SS 12 / 15 OTOFUKE REVERSE (6.12km)						
SS12/16	SS12/15	SS11/14	SS12/15	SS12/16	SS12/15	SS12/15
6.12km	6.12km	6.12km	(R)	(R)	(R)	(R)
Used in 2013 - 2015. Also used in reverse direction prior to it.						
SS 13 / 16 NEW HONBETSU (13.79km)						
SS14/18	SS13/16	SS11/14	SS14/17	SS14/18	SS14/17	SS14/17
13.79km	10.78km	11.03km	(R)	(R)	(R)	(R)
Used in 2015. Partially used in 2013,2014. Latter half of the stage has tarmac-surfaced.						
SS 14 / 17 NEW ASHORO LONG (29.11km)						
Not Used	SS14/17	SS2/5/9	SS13/16	Partly Used	Partly Used	Partly Used
	29.11km	29.11km	29.11km	(R)		(R)
Used in 2012 - 2014.						

(R) : Used in reverse direction.



A.3 Reconnaissance Schedule



Thursday 22 September,

Group A (Cars No.1 - 15)

Open time	Stage name	Stage number	Comment
09:00 ~ 10:00	RIKUBETSU LONG	SS3 / SS6 / SS7	Two passages
09:00 ~ 12:30	KUNNEYWA	SS4 / SS8	Two passages
12:30 ~ 15:30	NEW ASHORO LONG	SS14 / SS17	Two passages
13:00 ~ 15:30	PAWSE KAMUY	SS5 / SS9	Two passages
16:30 ~ 18:00	Sammy SATSUNAI	SS1 / SS11 / SS18	Two passages

Group B (Cars No.16 -)

Open time	Stage name	Stage number	Comment
09:00 ~ 12:30	KUNNEYWA	SS4 / SS8	Two passages
10:00 ~ 11:30	RIKUBETSU LONG	SS3 / SS6 / SS7	Two passages
12:30 ~ 15:30	PAWSE KAMUY	SS5 / SS9	Two passages
13:00 ~ 15:30	NEW ASHORO LONG	SS14 / SS17	Two passages
16:30 ~ 18:00	Sammy SATSUNAI	SS1 / SS11 / SS18	Two passages

Friday 23 September,

Group A (Cars No.1 - 15)

Open time	Stage name	Stage number	Comment
07:00 ~ 08:30	NEW HONBETSU	SS13 / SS16	Two passages
08:30 ~ 10:00	OTOFUKE REVERSE	SS12 / SS15	Two passages
09:30 ~ 11:30	IKEDA	SS2 / SS10	Two passages

Group B (Cars No.16 -)

Open time	Stage name	Stage number	Comment
07:00 ~ 08:30	NEW HONBETSU	SS13 / SS16	Two passages
08:30 ~ 10:00	IKEDA	SS2 / SS10	Two passages
09:30 ~ 11:30	OTOFUKE REVERSE	SS12 / SS15	Two passages

B.1 Route Map



C.1 Road Book: Airport – Obihiro Railway Station

from Tokachi Obihiro Airport		to Obihiro Train Station		Distance	Page
				25.03 km	RG-02
Distance	Partial	Distance	Information	Distance Regress	
17.99	5.49		 ← Kita Aikoku Service Park	7.04	
18.58	0.59		 ← Kitaaikoku Square Obihiro Sta. -- 236 - Satsunai Satsunai Makubetsu	6.45	
19.11	0.53		 ← Kitaaikoku Square Obihiro Sta. -- 236 - Aikoku ← Kita Aikoku Service Park	5.92	
20.48	1.37		 Obihiro Sta. Otofuke Obihiro Sta. Obihiro University Hiroo Nakagatsunai ↑ Rally HQ	4.55	
20.88	0.40		 West 5 South 39 Scrutineering	4.15	
21.72	0.84		 West 2 South 34 Obihiro Sta. DOTO EXWY Obihiro mon Sports Park Oyfra	3.31	

from Tokachi Obihiro Airport		to Obihiro Train Station		Distance	Page
				25.03 km	RG-01
Distance	Partial	Distance	Information	Distance Regress	
0.00	0.00		 Airport Gate	25.03	
1.05	1.05		 OBHIRO-ROAD EXWY Central Obihiro Hiroo Satsunai STOP 109	23.98	
2.79	1.74		 Central Obihiro Satsunai Kotiki Sta. OBHIRO-ROAD EXWY 109	22.24	
6.55	3.76		 Memuro Obihiro Central Taisho Makubetsu Nakurai	18.48	
7.25	0.70		 Central Obihiro Aikoku Miyura Central Taisho Sakuyajicho	17.78	
12.50	5.25		 Obihiro Satsunai Aikoku Furubai	12.53	

from Tokachi Obihiro Airport		Distance 25.03 km		Page RG-04
to Obihiro Train Station				
Distance		Distance		Distance
Total	Partial	Information		Regress
24.91	0.13		8	0.12
25.03	0.12		8	0.00

from Tokachi Obihiro Airport		Distance 25.03 km		Page RG-03
to Obihiro Train Station				
Distance		Distance		Distance
Total	Partial	Information		Regress
22.58	0.86		8	2.45
23.22	0.64		8	1.81
23.75	0.53		8	1.28
24.53	0.78		8	0.50
24.65	0.12		8	0.38
24.78	0.13		8	0.25

TURN QUICKLY !!



C.2 Rally HQ – Kita Aikoku Service Park



from		Kita Aikoku Service Park		Page RG-06	
to		Rally HQ		Distance 8.35 km	
Distance		Distance		Distance	
Total	Partial	Distance		Information	Regress
6.22	1.82			Nishibihoro Obihiro no mori Kitajyūgenko Ozoyōdanchi	2.13
7.34	1.12			Obihiro Sports Park	1.01
8.05	0.71				0.30
8.25	0.20				0.10
8.35	0.10			Rally HQ	0.00

from		Kita Aikoku Service Park		Page RG-05	
to		Rally HQ		Distance 8.35 km	
Distance		Distance		Distance	
Total	Partial	Distance		Information	Regress
0.00	0.00			Kita Aikoku Service Park	8.35
0.55	0.55			STOP	7.80
1.92	1.37			Obihiro University Obihiro Sta. Hijiro Nakagatsunai	6.43
2.77	0.85			Scrutineering and Obihiro Train Station	5.58
3.88	1.11			Ozora Route 38 Obihiro Univ. (JALUKEI) Kawamishi	4.47
4.40	0.52			Minaminomori West 2	3.95

from Rally HQ		Page RG-08	
to Kita Aikoku Service Park		Distance 8.35 km	
Distance		Information	
Total	Partial	Distance Regress	
3.95	0.36		4.40
4.47	0.52		
5.58	1.11		3.88
6.43	0.85		
7.80	1.37		2.77
8.35	0.55		
			1.92
			0.55
			0.00

from Rally HQ		Page RG-07	
to Kita Aikoku Service Park		Distance 8.35 km	
Distance		Information	
Total	Partial	Distance Regress	
0.00	0.00		8.35
0.10	0.10		
0.30	0.20		8.25
1.01	0.71		
2.13	1.12		8.05
3.59	1.46		
			7.34
			6.22
			4.76

C.3 Rally HQ- Scrutineering

from Rally HQ		Page RG-10	
to Scrutineering (Super Pit) and Obihiro Train Station		Distance 8.65 km	
Distance		Information	
Total	Partial	Distance Regress	
3.23	0.55	8	5.42
3.78	0.55	8	4.87
4.34	0.56	8	4.31
4.90	0.56	8	3.75
5.46	0.56	8	3.19
7.09	1.63	8	1.56

from Rally HQ		Page RG-09	
to Scrutineering (Super Pit) and Obihiro Train Station		Distance 8.65 km	
Distance		Information	
Total	Partial	Distance Regress	
0.00	0.00	1	8.65
0.10	0.10	2	8.55
0.30	0.20	3	8.35
1.01	0.71	4	7.64
2.12	1.11	5	6.53
2.68	0.56	6	5.97

from Rally HQ		Page RG-11	
to		Distance	8.65 km
Scrutineering (Super Pit) and Obihiro Train Station			
Distance		Distance	Distance Regress
Total	Partial		
7.26	0.17		1.39
(7.68)	(0.42)		0.90
7.75	0.49		
8.03	0.28		0.62
8.39	0.36		0.26
8.65	0.26		0.00

C.4 Kita Aikoku Service Park - Scrutineering

from Kita Aikoku Service Park		Page RG-13	
to Scrutineering (Super Pit Chuoten)		Distance 6.94 km	
Distance	Distance	Information	Distance
Total	Partial		Regress
5.05	0.52	<p>7</p>	
5.49	0.44	<p>8</p>	
5.60	0.11	<p>9</p>	
6.63	1.03	<p>10</p>	
6.69	0.06	<p>11</p>	
6.82	0.13	<p>12</p>	

TURN QUICKLY !!

from Kita Aikoku Service Park		Page RG-12	
to Scrutineering (Super Pit Chuoten)		Distance 6.94 km	
Distance	Distance	Information	Distance
Total	Partial		Regress
0.00	0.00	<p>1</p>	6.94
0.55	0.55	<p>2</p>	6.39
1.92	1.37	<p>3</p>	5.02
2.32	0.40	<p>4</p>	4.62
3.08	0.76	<p>5</p>	3.86
4.53	1.45	<p>6</p>	2.41

from		Kita Aikoku Service Park		Page	RG-14
to		Scrutineering (Super Pit Chuoten)		Distance	6.94 km
Distance		Distance		Information	
Total	Partial	Distance		Distance Regress	
6.88	0.06		13		0.06
6.94	0.06		14	Super Pit Chuoten Scrutineering Marking and Sealing	0.00

from Scrutineering (Super Pit Chuoten)		Distance 6.63 km		Page RG-16
to Kita Aikoku Service Park				
Distance Total	Distance Partial	Distance	Information	Distance Regress
4.31	0.76		8 Inadasho East 2 sen Tokachi-Oshima Airport Nakasatsunai Obihiro Sta.	2.32
4.71	0.40		Tokachobino Smpot Makubetsu Hijori Nakajishisunai Obihiro University Ozora	1.92
6.08	1.37		Kitaaikoku Square Aikoku Majidetsu Tokachigahiro Airport	0.55
6.63	0.55		Kita Aikoku Service Park	0.00

from Scrutineering (Super Pit Chuoten)		Distance 6.63 km		Page RG-15
to Kita Aikoku Service Park				
Distance Total	Distance Partial	Distance	Information	Distance Regress
0.00	0.00		8 West 8 South 9 Super Pit Chuoten	6.63
1.03	1.03		8 West 8 South 17	5.60
1.14	0.11		8 Koentigashimachi1 8 Koentigashimachi3	5.49
1.58	0.44		8 West 5 South 19	5.05
2.10	0.52		8 West 5 South 24	4.53
3.55	1.45		8 West 5 South 35	3.08

C.5 Service Park – Remote Refuel Zone & Rikubetsu Service

from		Kita Aikoku Service Park		Distance	121.68 km	Page	RG-18
to		Kamitoshibetsu Supplementary Refuel and Service		Rikubetsu Service			
Distance		Distance		Information		Distance To Go	
Total	Part	Diagram		Signage		Value	
4.11	0.68			Kawamishi 4 go		117.57	
5.67	1.56			OBHRO-HRODEPWY 2 Obihiro-Kawamishi Nakasatsunai-DOTOEXPWY		116.01	
5.99	0.32					115.69	
6.35	0.36			Shimizu Ikeda Hiroo Nakasatsunai		115.33	
18.40	12.05			Memuro-Obihiro 1 EXIT		103.28	
22.69	4.29			Obihiro JCT. TOLL GATE DOTO EXPWY		98.99	

from		Kita Aikoku Service Park		Distance	121.68 km	Page	RG-17
to		Kamitoshibetsu Supplementary Refuel and Service		Rikubetsu Service			
Distance		Distance		Information		Distance To Go	
Total	Part	Diagram		Signage		Value	
0.00	0.00					121.68	
0.26	0.26					121.42	
0.81	0.55					120.87	
2.18	1.37			Hiroo Nakasatsunai Obihiro University Otoigake Obihiro Sta.		119.50	
2.81	0.63					118.87	
3.43	0.62			Inadoko Est. 1 km		118.25	

from		Kita Aikoku Service Park		Distance	121.68 km		Page
to		Kamitoshibetsu Supplementary Refuel and Service		Rikubetsu Service			
Distance		Distance		Information		Distance To Go	
Total	Part						
85.60	2.58	19				36.08	
86.08	0.48	20				35.60	
86.57	0.49	21				35.11	
86.96	0.39	22				34.72	
87.20	0.24	23				34.48	
87.69	0.49	24				33.99	

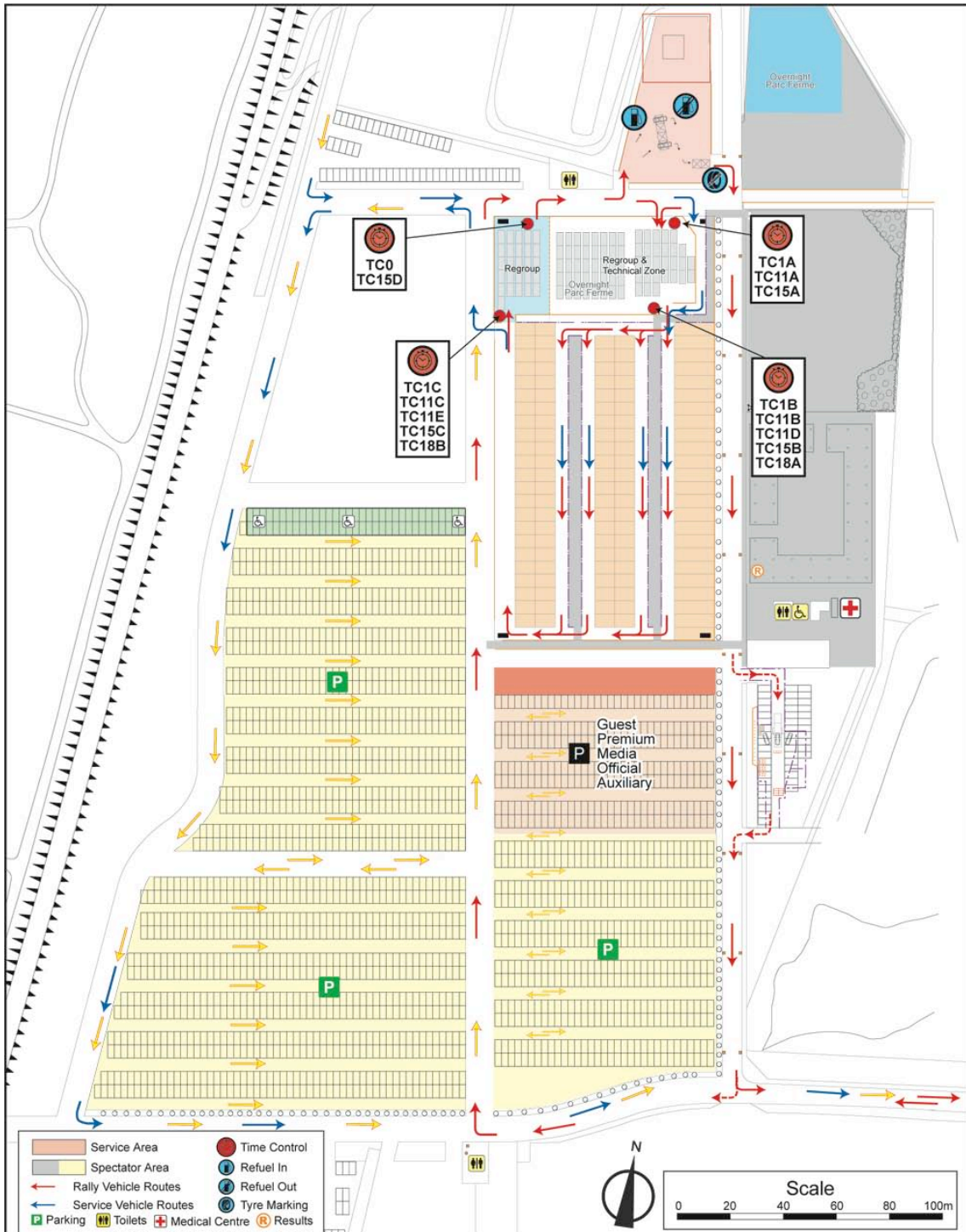
from		Kita Aikoku Service Park		Distance	121.68 km		Page
to		Kamitoshibetsu Supplementary Refuel and Service		Rikubetsu Service			
Distance		Distance		Information		Distance To Go	
Total	Part						
22.84	0.15	13				98.84	
30.37	7.53	14				91.31	
52.01	21.64	15				69.67	
52.42	0.41	16				69.26	
69.10	16.68	17				52.58	
83.02	13.92	18				38.66	

from		Kita Aikoku Service Park		Distance	121.68 km		Page
to		Kamitoshibetsu Supplementary Refuel and Service		Rikubetsu Service			
Distance Total	Distance Part	Distance	Information	Distance To Go			
101.09	0.12		8 Kamitoshibetsumotomachi	20.59			
109.51	8.42		Rubeshibe Rikubetsu Karpfoman	12.17			
119.04	9.53		Rubeshibe Oketo Karpfoman	2.64			
119.27	0.23		○○○	2.41			
119.64	0.37		○○○	2.04			
120.18	0.54		8 51 242	1.50			

from		Kita Aikoku Service Park		Distance	121.68 km		Page
to		Kamitoshibetsu Supplementary Refuel and Service		Rikubetsu Service			
Distance Total	Distance Part	Distance	Information	Distance To Go			
88.93	1.24		8 Shimoaikappu 2	32.75			
90.73	1.80		Rubeshibe Rikubetsu Mojikoushi	30.95			
98.67	7.94		Rubeshibe Rikubetsu Shippuzudani 242 468	23.01			
99.58	0.91		○○○	22.10			
100.22	0.64		Rubeshibe Rikubetsu Rawan Route 241 242	21.46			
100.97	0.75		50 Kamitoshibetsu Supplementary Refuel TURN QUICKLY !!	20.71			

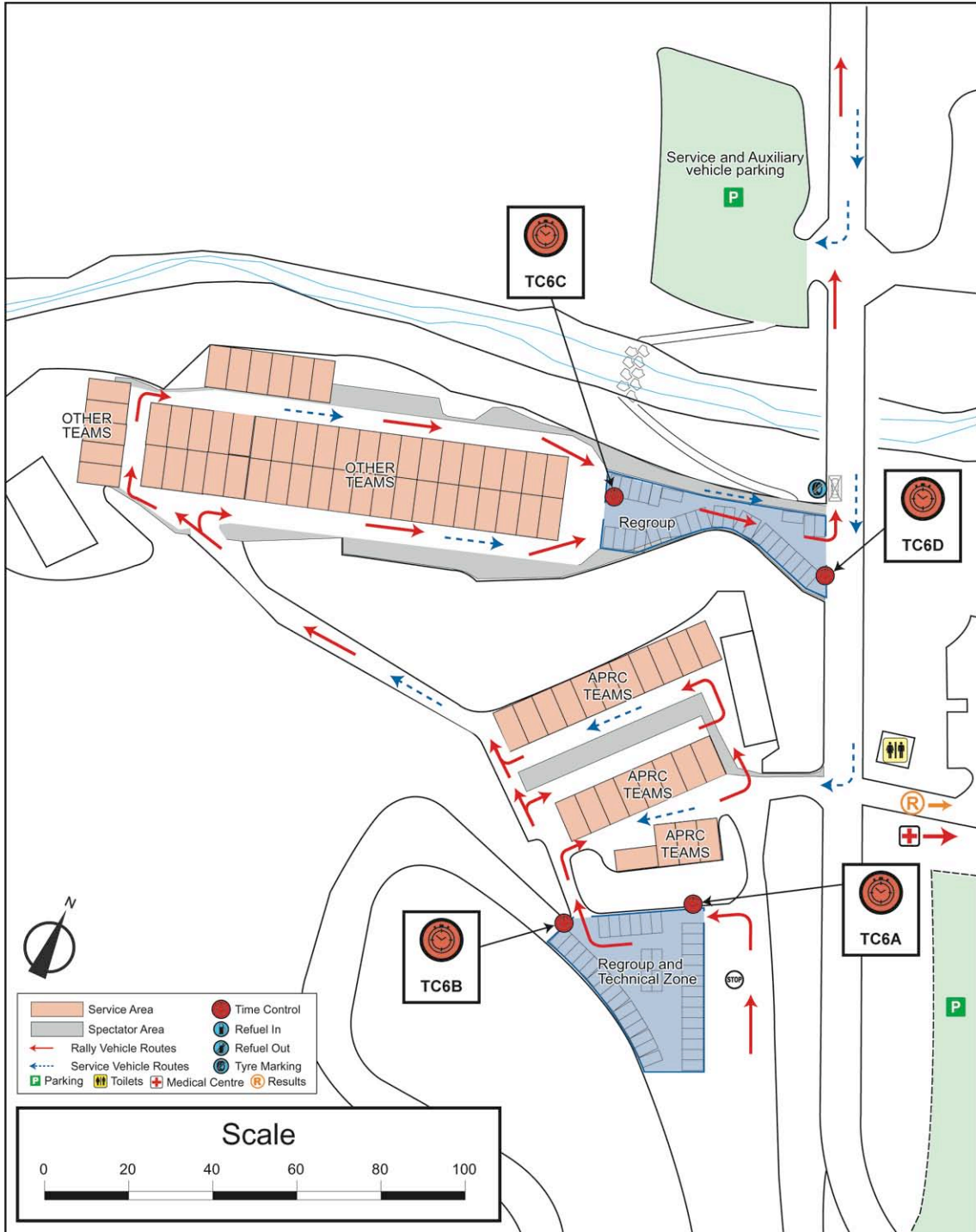
from		Kita Aikoku Service Park	Distance	121.68	km	Page	RG-23
to		Kamitoshibetsu Supplementary Refuel and Service					
Distance		Distance	Information	Distance To Go			
Total	Part						
120.43	0.25	<p>37</p>	<p>38</p>	<p>39</p>	Kamiasahoro Kanerantoge Rikubetsu 	1.25	
120.59	0.16					1.09	
121.00	0.41					0.68	
121.51	0.51	<p>40</p>	<p>41</p>		Event Open space Service and Auxiliary Vehicle parking 	0.17	
121.68	0.17					0.00	

D.1 Layout of Kita Aikoku Service Park



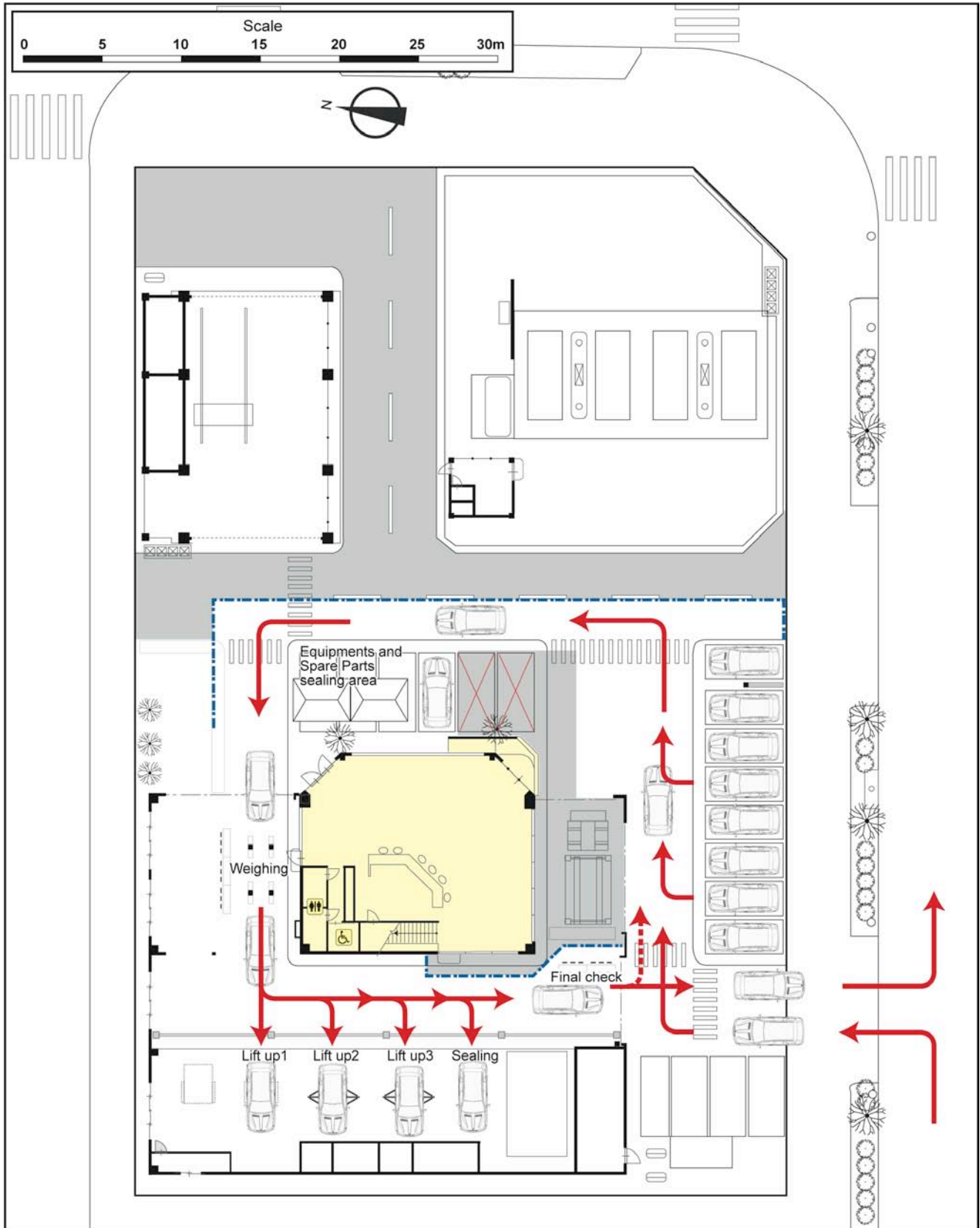


D.2 Layout of Rikubetsu Service



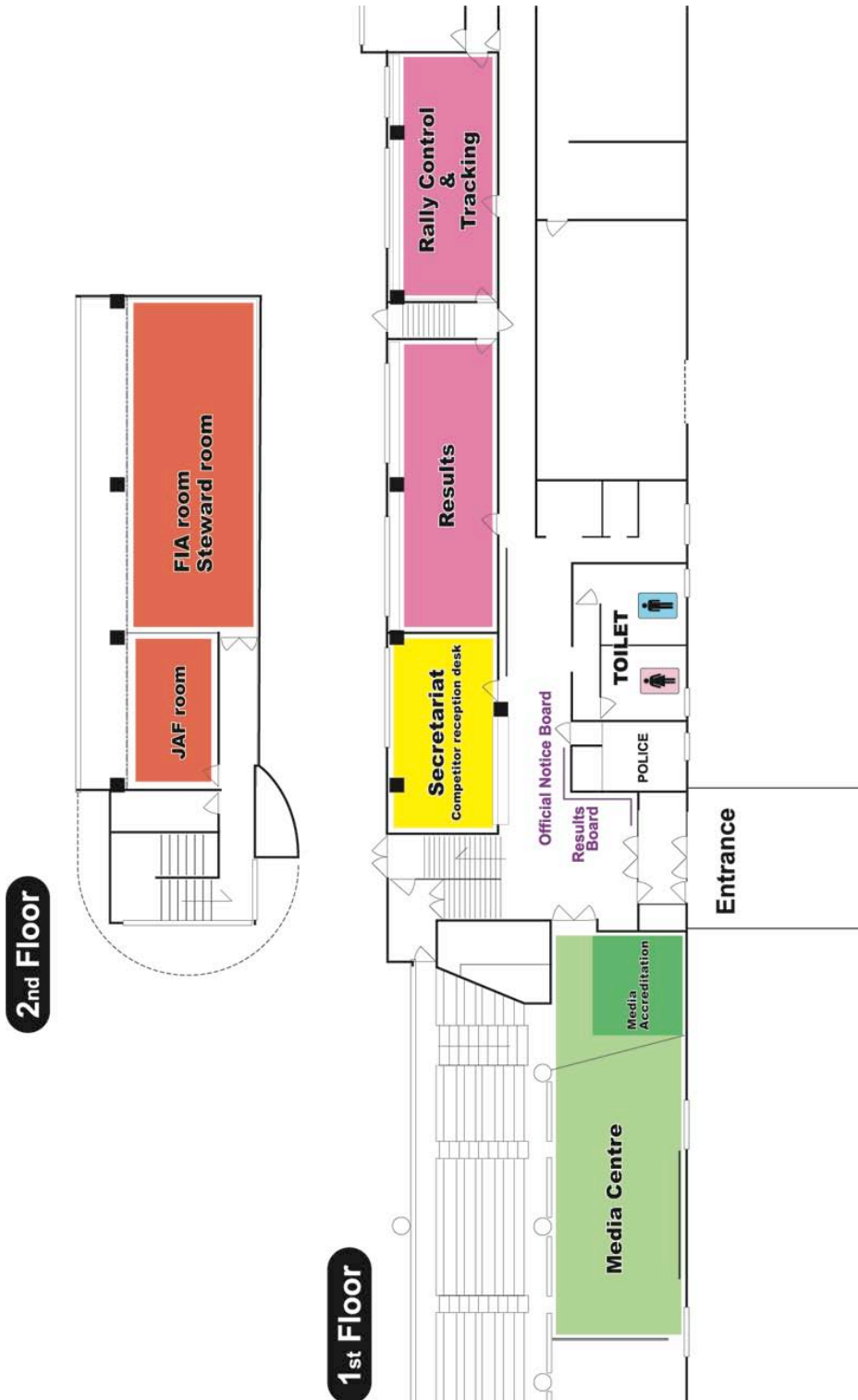


D.3 Scrutineering Layout



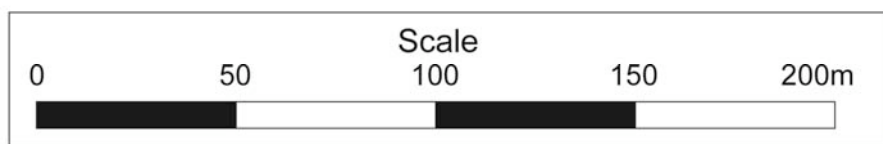
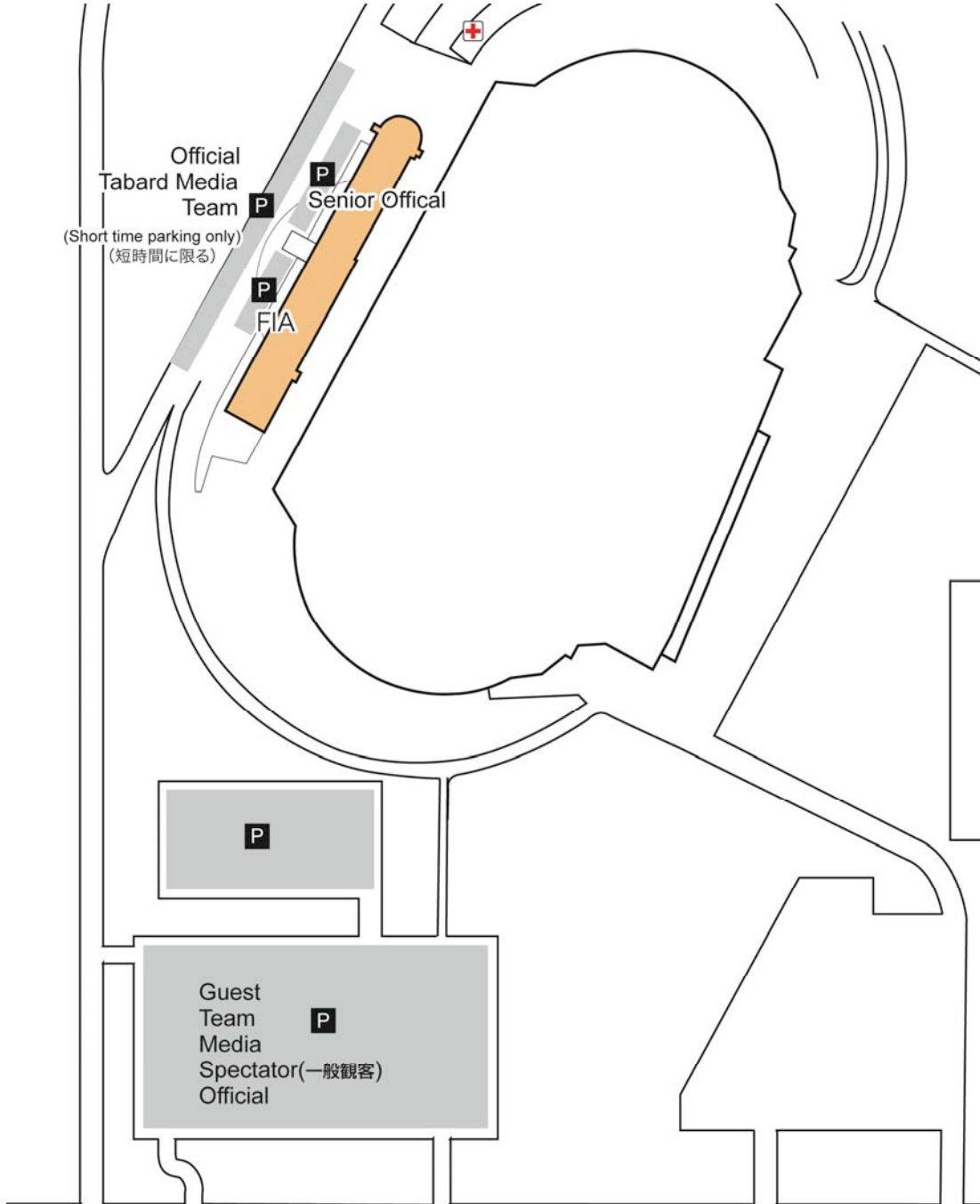


D.4 Rally HQ and Media Centre Layout



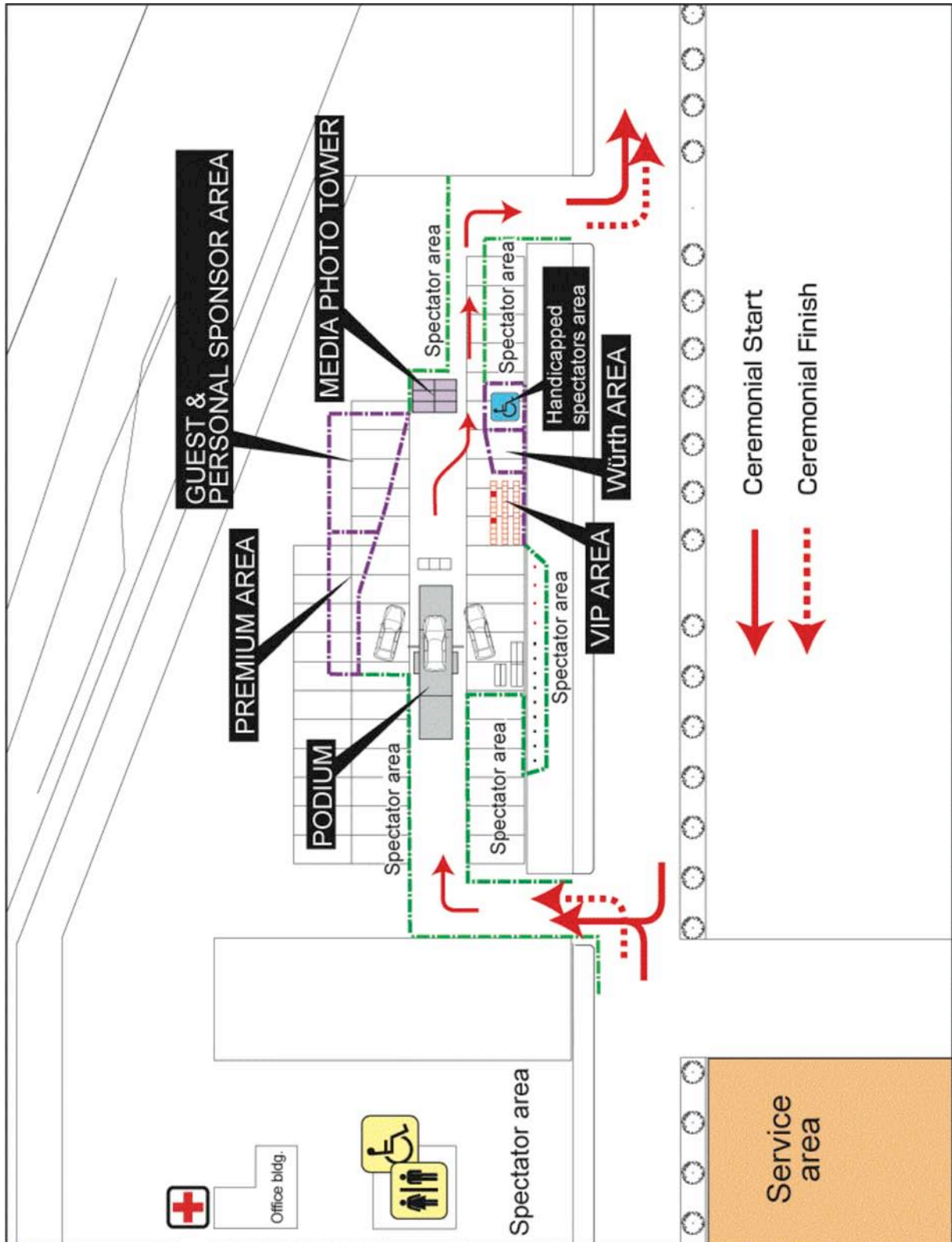


D.5 Rally HQ and Media Centre parking





D.6 Ceremonial Start and Finish Layout





E. Forms



Reconnaissance Vehicle Registration Form / レッキ車両登録申込書

Competitor Number: ゼッケン番号	Entrant Name: エントラント名	
	Driver Name: ドライバーの氏名	

Vehicle 1 / 車両 1

Make メーカー		Registration Number 登録番号	
Model 型式		Tyre Make タイヤのメーカー	
Colour 色		Tyre Model タイヤの型式	

Vehicle 2 (Spare) / 車両 2 (スペア)

Make メーカー		Registration Number 登録番号	
Model 型式		Tyre Make タイヤのメーカー	
Colour 色		Tyre Model タイヤの型式	

APRC

JRC

Note: each Group will undertake reconnaissance according to the schedule published in the Supplementary Regulations (or Bulletins of the event).

留意事項: 特別規則書 (または大会公式通知) で公示されるスケジュールに従って各グループのレッキを行います。

For tyres that require approval:

タイヤの承認事項

Tyre Make / Model:

タイヤのメーカー/型式

Straight circumferential groove width

縦溝の幅

Straight circumferential groove depth

縦溝の深さ

Transverse groove width

横溝の幅

Transverse groove depth

横溝の深さ

Tyre Size:

タイヤのサイズ

mm (max)

mm (max)

mm (max)

mm (max)

使用認可があるタイヤ Tyres approved for use:

Chief Scrutineer
技術委員長

Date
日付

C.of Course / FIA Steward
競技長 / FIA 審査員

Date
日付

Service Crew and Vehicle Registration Form / サービス員および車両登録申込書

Competitor Number: ゼッケン番号	Entrant Name エントラント名	
	Contact Name: 担当者	

Service plates – for access to the teams' service areas in the Service Park
サービスプレート – サービスパーク内チームのサービスエリアへのアクセス

Fill in the columns below to apply for your vehicles' access to the service park. Approved vehicles should display the parking plate (sticker), which is to be issued by the organizer, clearly visible on the windscreen, preferably near the upper corner of the passenger's side.
サービスパークに車両を乗り入れるためには、以下の欄に記入すること。承認された車両はオーガナイザーが交付する駐車プレート（ステッカー）をフロントガラスの助手席側上部に、見やすいように貼付しなければならない。

Vehicle 1 車両 1	Service vehicle make and model サービス車両のメーカーおよび型式	
	Colour 色	
	Registration Number 登録番号	
Vehicle 2 車両 2	Service vehicle make and model サービス車両のメーカーおよび型式	
	Colour 色	
	Registration Number 登録番号	

Auxiliary Vehicle plates – for access to the Auxiliary Parking Area in the Service Park
補助車両プレート – サービスパーク内補助パーキングエリア内へのアクセス

Fill in the columns below to apply for your vehicles' access to the Auxiliary vehicle parking area adjacent to the service park. Approved vehicles should display the parking plate (sticker), which is to be issued by the organizer, clearly visible on the windscreen, preferably near the upper corner of the passenger's side.
サービスパーク隣接の補助車両駐車場に車両を乗り入れるためには、以下の欄に記入すること。承認された車両はオーガナイザーが交付する駐車プレート（ステッカー）をフロントガラスの助手席側上部に、見やすいように貼付しなければならない。

Vehicle 1 車両 1	Auxiliary vehicle make and model 補助車両のメーカーおよび型式	
	Colour 色	
	Registration Number 登録番号	
Vehicle 2 車両 2	Auxiliary vehicle make and model 補助車両のメーカーおよび型式	
	Colour 色	
	Registration Number 登録番号	

Service Crew / サービス員

I would like to register my service crew for personal accident insurance:
サービス員の個人傷害保険に加入いたします。

Yes はい

No いいえ

If yes, please list the names and age of those to be insured on the reverse.

加入を希望する場合は、保険に加入する方の氏名および年齢を裏面にご記入ください。

Service Crew / サービス員

	Family Name / 姓	Given Name / 名前	Age / 年齢
1			
2			
3			
4			
5			
6			
7			
8			

Additional Auxiliary Vehicle plates – (JPY10,000 per plate)

追加の補助車両プレート – (1枚につき10,000円)

Vehicles gaining access to the Auxiliary Service Park must display this sticker. It is recommended that it be placed on the top of the windscreen on the passengers' side.

補助サービスパークへのアクセスを許可されている車両はこのステッカーを貼付すること。フロントガラスの助手席側上部に貼付することが望ましい。

Vehicle 1 車両 1	Auxiliary vehicle make and model 補助車両のメーカーおよび型式	
	Colour 色	
	Registration Number 登録番号	
Vehicle 2 車両 2	Auxiliary vehicle make and model 補助車両のメーカーおよび型式	
	Colour 色	
	Registration Number 登録番号	

SUPPLEMENTARY REGULATIONS ARTICLE 5. - Personal Accident insurance cover for service crew and team members may be purchased through the Organisers for the cost of JPY 1,890 per person per week.

特別規則書第5条 – サービス員及びチーム員の為の個人傷害保険はオーガナイザーを通じ、1名につき1,890円で加入する事が出来る(1週間)。



F. Vocabulary



English	Japanese	Pronunciations
---------	----------	----------------

General Conversation		
Good Morning	おはようございます	Ohayou gozaimasu
Hello	こんにちは	Konnichiwa
Good evening	こんばんは	Konbanwa
Good bye	さようなら	Sayounara
Thank you	ありがとう	Arigatou
Excuse me	すみません	Sumimasen
Nice to meet you	はじめまして	Hajime mashite
Long time no see	ひさしぶり	Hisashiburi

Restaurant		
Western style food	洋食	You-shoku
Japanese food	和食	Nihon-shoku / Wa-shoku
Chinese style food	中華	Chuuka
Chicken	鶏肉	Tori-niku
Fish	魚	Sakana
Beef	牛肉	Gyuu-niku
Pork	豚肉	Buta-niku
Beer	ビール	Biiru
Coffee	コーヒー	Kouhi
Tea	紅茶	Kou-cha
Japanese Tea	日本茶/お茶	Nihon-cha
May I order?	注文してもいいですか？	Chuumon shitemo iidesuka
Can I have a glass of water please?	お水を下さい	Omizu wo kudasai

Directions		
Excuse me, where is the toilet?	すみませんが、トイレはどこですか？	Sumimasen ga toire wa doko desuka
East	東	Higashi
West	西	Nishi
South	南	Minami
North	北	Kita
Right	右	Migi
Left	左	Hidari
Front	前	Mae
Rear / Back	後ろ	Ushiro

Traffic		
Train	電車	Den-sha
Car	自動車/車	Jidou-sha / Kuruma
Motorbike / Motorcycle	オートバイ/バイク	Ohto bai / Baiku
Bike / Bicycle	自転車	Jiten-sha
Bus stop	バス停	Basu-tei
Station	駅	Eki
Airport	空港	Kuukou

English	Japanese	Pronunciations
---------	----------	----------------

Public facilities		
Bank	銀行	Gin-kou
Post office	郵便局	Yuubin-kyoku
Fire station	消防署	Shoubou-sho
Police station	警察署	Keisatsu-sho

Numbers		
One	一/壹	Ichi
Two	二/弍	Ni
Three	三/参	San
Four	四	Shi / Yon
Five	五	Go
Six	六	Roku
Seven	七	Shichi / Nana
Eight	八	Hachi
Nine	九	Ku / Kyuu
Ten	十	Juu
Hundred	百	Hyaku
Thousand	千	Sen
Ten thousand	一万	Ichi-man

Days		
Monday	月曜日	Getsu-youbi
Tuesday	火曜日	Ka-youbi
Wednesday	水曜日	Sui-youbi
Thursday	木曜日	Moku-youbi
Friday	金曜日	Kin-youbi
Saturday	土曜日	Do-youbi
Sunday	日曜日	Nichi-youbi
Yesterday	昨日	Kinou
Today	今日	Kyou
Tomorrow	明日	Ashita
Day before yesterday	一昨日	Oto-toi
Day after tomorrow	明後日	Asatte

Shopping		
How much does this cost?	これはいくらですか？	Kore wa ikura desuka
Souvenir	お土産/おみやげ	Omiyage

Communication		
Public phone	公衆電話	Kousyuu-denwa
Mobile phone	携帯電話	Keitai-denwa
International call	国際電話	Kokusai-denwa
Radios	無線	Musen
Radio wave	電波	Denpa
Radio frequency	周波数	Syuuha-suu
Reception	感度	Kando