

RALLY GUIDE 1



This document has no regulatory power, except if referred to specifically in the Supplementary Regulations or a Bulletin and therefore should be used as a guide only. For regulations, please refer to the International Sporting Code, the FIA Regional Rally Sporting Regulations, JAF National Sporting Regulations and the event Supplementary Regulations and any Bulletin that may be issued.

Rally Hokkaido Organising Committee

ATTENTION!

Crews, team members, media personnel and all the related people must observe local traffic laws and regulations in Japan, according to the 2017 FIA Regional Rally Sporting Regulations. Penalty against violations of traffic regulations will be strictly applied.

There are some road rules in Japan that differ from international standards, but that will be strictly enforced. In particular:



Stop Sign

Road signs generally comply with the international system, with the exception of stop signs which are an inverted triangular shape (similar to 'Give Way' signs in other countries).

All cars must stop at EVERY railway crossing and watch for trains, before proceeding.

Don't exceed the speed limit which is 40km/h in built up areas, unless otherwise indicated, and 60km/h elsewhere. Speed limits on expressways are 70km/h.

Also, international visitors should be aware that a valid Japanese license or International Driving Permit is required for driving on public roads. International Driving Permits MUST be issued under the 1949 Geneva Traffic Convention and this should be stated on the front of the document. Please contact the organisers if you are unable to obtain such a license. German, French, Swiss, Italian, Belgian or Taiwanese driving license holders may request a translation of their license from JAF(ASN). The combination of this translation and your driving license is valid as an alternative to the 'Geneva Convention' International Driving Permit. Except the above driving license holders will be required to switch your license to Japanese one (Gaimen Kirikae).

The detail of Gaimen Kirikae can be found in the JAF's website below:

<http://www.jaf.or.jp/e/switch.htm>

See article 8 for more detail.

Table of Contents

| | | | |
|---|-----------|--|-----------|
| 1 Introduction / Welcome | 4 | 12.3 ETC | 23 |
| 1.1 Introduction from Chairman of the Organising Committee | 4 | 13 Scrutineering, sealing and marking | 24 |
| 1.2 Event overview | 5 | 13.1 Scrutineering venue and schedule | 24 |
| 1.3 Information about Tokachi / Japan | 6 | 13.2 Post event scrutineering | 24 |
| 2 Contact details | 7 | 14 Shakedown | 24 |
| 2.1 Permanent contact details | 7 | 15 Start procedure | 24 |
| 2.2 Location of Rally HQ and SP | 7 | 16 Finish procedure | 24 |
| 2.3 Media contact details | 7 | 17 PR activities | 25 |
| 2.4 List of key officials | 8 | 17.1 Welcome Party | 25 |
| 3 Programme and critical deadlines | 9 | 17.2 Pre-event media conference | 25 |
| 3.1 Schedule before the rally week | 9 | 17.3 Rally show | 25 |
| 3.2 Schedule during the rally week | 9 | 17.4 Photo session | 25 |
| 4 Entry details | 11 | 17.5 Opening ceremony and Ceremonial start | 25 |
| 4.1 Titles for which the rally counts | 11 | 17.6 Rally park | 25 |
| 4.2 Criteria for acceptance of entries | 11 | 17.7 Ceremonial Finish and Final media conference | 25 |
| 4.3 List of entry fees | 11 | 18 Media | 26 |
| 4.4 Entry package | 12 | 18.1 Media contacts before the Rally | 26 |
| 4.5 Additional material | 12 | 18.2 Accreditation procedure / criteria and deadline | 26 |
| 4.6 Required registration to gain points for Japan Super Rally Series | 12 | 18.3 Media briefing | 26 |
| 5 Service Park | 13 | 19 Plates | 26 |
| 5.1 Information about the Service Park | 13 | 20 Medical and Safety service | 27 |
| 5.2 Waste disposal at the Service Park | 13 | 20.1 Emergency Service | 27 |
| 6 Two way radio | 13 | 20.2 Towing service / Car transporters | 27 |
| 6.1 Application procedure | 13 | 20.3 Pharmacies | 27 |
| 7 Fuel / Tyres | 14 | 20.4 Dental clinic | 27 |
| 7.1 Fuel | 14 | 21 List of useful facts and services | 28 |
| 7.2 Tyres | 14 | 21.1 Fast Facts | 28 |
| 8 Import of vehicles and spare parts | 14 | 21.2 Telephones | 29 |
| 8.1 National laws / customs clearance | 14 | 21.3 Driving and Drivers licenses | 30 |
| 8.2 Vehicle temporary registration | 15 | 21.4 Banks, Credit cards and Cash | 30 |
| 8.3 The conditions for driving in Japan | 15 | 21.5 Travel to Obihiro | 31 |
| 8.4 Difference of rules of the road | 17 | 21.6 Business Directory | 32 |
| 9 Helicopter | 19 | Appendices | 35 |
| 10 Hospitality arrangements | 19 | Appendix A: Itinerary | 35 |
| 11 Hotel / accommodation | 20 | A.1 Itinerary | 36 |
| 12 Reconnaissance / GPS Tracking / ETC | 21 | A.2 Itinerary compared with previous year | 39 |
| 12.1 Reconnaissance schedule | 21 | A.3 Reconnaissance Schedule | 40 |
| 12.2 GPS Tracking | 21 | | |

Appendix B: Maps 41

- B.1 Route Map - Leg 1 and 2 41
- B.2 Map of Obihiro 42

Appendix C: Drawings & Layouts 44

- C.1 Kita Aikoku Service Park layout 44
- C.2 Rikubetsu Remote Service layout 45

Appendix D: Forms 46

- D.1 Accommodation Booking form 46
- D.2 Entry Booklet 47
- D.3 Radio Unit / Frequency License Application 51

1 Introduction / Event overview

1.1 Introduction from the Chairman of the Organising Committee

Rally fans, competitors, and everyone concerned, we welcome you all to the Rally Hokkaido.

I am pleased to announce that we will host Rally Hokkaido here again in the Tokachi region, Hokkaido, as the 4th event of the 2018 FIA Asia Pacific Rally Championship series and the 8th event of 2018 JAF Japanese Rally Championship series. This year is the 30th anniversary of the FIA Asia-Pacific Rally Championship and we will work hard to make this event even more exciting to celebrate it. Also, in order to encourage more rally cars to participate international event and promote global standard rallying, we will also host an event of the "Japan Super Rally Series" as a part of this rally.

Since its inaugural event in 2002, Rally Hokkaido has consistently been held in Tokachi region. This year we will have its 17th anniversary, thanks to kind cooperation and assistance of the people of this region.

Once again, with kind support from the people in this region, we will complete the preparation and welcome you all in September.

The service park will be established at the "Kita Aikoku Community Square" in Obihiro and "Rikubetsu Off-road Circuit", the same location as past year's events, and Rally HQ will be established in the administration building next to the "Meiji Tokachi Oval", one of the nation's largest in-door ice-skating rink, the same location as previous years. Also, Rally Park will be hosted in the Roadside Stations in Ashoro Town and Honbetsu Town, the same locations as the last year's event.

We are also working to provide enjoyable contents where spectators can participate, such as photo contents and auto-test, both of which were quite popular last year.

We will make Rally Hokkaido enjoyable event not only for competitors and rally fans but also for everyone, so please look forward to having great excitement with us.

Lastly, we would like you to know that we have been hosting events with core focus in "fun in motorsports and fun in driving". Recently we started to see beacon of lights in every aspects of our life in Japan. Automotive industry has been calling attention to sports cars, and we see glimmer of hope in the motorsports and its surrounding environments. We will not miss this opportunity and contribute furthermore to the progression of motorsports with even more effort. We appreciate your kind and continuous support for the Rally Hokkaido.



田畑邦博

Kunihiro TABATA
Chairman, Organising Committee

1.2 Event overview

It is the 17th time for the FIA Asia Pacific Rally Championship round to be held in Japan since its inaugural event in 2002. In 2003 it became the candidate round of the World Rally Championship. In 2004 it was run in conjunction with Rally Japan. However, from 2005 the two events have been run separately and the APRC event was renamed into Rally Hokkaido. Since then, the rally has been held as the only FIA championship rally event incorporated with a JAF Japanese Rally Championship event.

This year the rally will be held from September 14th to 16th, 2018. The weather of the latter half of september is usually early autumn one with some chances of rain. The average temperature around that time of the month in this region is 16°C, and daylight length is around 12 hours, starting with sunrise around 0505hrs.

The itinerary of this rally covers well-known land of Tokachi. This year, spectator viewing points will be set in SSS Sammy SATSUNAI, which will be held right after the rally start on the Friday, and RIKUBETSU LONG and SSS Sammy SATSUNAI stages on the Saturday. On the Sunday, OTOFUKE REVERSE, NEW HONBETSU, PAWSE KAMUY and SSS Sammy SATSUNAI include spectator viewing points. Please note, on the Sunday, JRC cars will drive "OTOFUKE REVERSE", "NEW HONBETSU" and "PAWSE KAMUY" stage only once, while "SSS Sammy SATSUNAI" will be driven by those JRC cars only.

The Rally HQ and Media Centre will be established in the Administration Building, standing next to Meiji Hokkaido Tokachi Oval skating link, in Obihiro city, the same building used last year. Service park, too, is established in the same location as last year, which is Kitaakoku Community Square, which hosted Service Park was located for the WRC Rally Japan. Service will also be provided at RIKUBETSU in Leg1B just like last year.

Past winners of the event are as follows:

| <div>  <div>   </div> </div> | | | | | |
|--|---------------------------------------|---------------------------------|-----------------------------------|---------------------------------|---------------|
| Year | Entrant | Driver | Co-driver | Vehicle | Gp/Cl |
| 2017 | Team MRF (Australia) | Gaurav GILL (India) | Stephane PREVOT (Belgium) | Skoda Fabia R5 | RC2/ R5 |
| 2016 | Team MRF (Australia) | Gaurav GILL (India) | Stephane PREVOT (Belgium) | Skoda Fabia R5 | RC2/ R5 |
| 2015 | Team MRF (Australia) | Pontus TUDEMAND (Sweden) | Emil AXELSSON (Sweden) | Skoda Fabia S2000 | RC2/ S2000 |
| 2014 | Team MRF (Australia) | Jan KOPECKY (Czech Republic) | Pavel DRESLER (Czech Republic) | Skoda Fabia S2000 | RC2/ S2000 |
| 2013 | Team MRF (Australia) | Gaurav GILL (India) | Glenn MACNEALL (New Zealand) | Skoda Fabia S2000 | S2000 |
| 2012 | Team Arai (Japan) | Toshihiro ARAI (Japan) | Dale Jay MOSCATT (Australia) | Subaru Impreza WRX STi 4Door | R4 |
| 2011 | Subaru Team Arai (Japan) | Toshihiro ARAI (Japan) | Mcloughlin ANTHONY (Australia) | Subaru Impreza WRX STi | R4 |
| 2010 | Subaru Team Arai (Japan) | Toshihiro ARAI (Japan) | Daniel BARRITT (Great Britain) | Subaru Impreza WRX STi | N4 |
| 2009 | Motor Image Rally Team (Singapore) | Cody CROCKER (Australia) | Ben ATKINSON (Australia) | Subaru Impreza WRX STi | N4 |
| 2008 | Subaru Team Arai (Japan) | Toshihiro ARAI (Japan) | Glenn MACNEALL (New Zealand) | Subaru Impreza WRX STi | N4 |

1.3 Information about Tokachi, Japan

Hokkaido is the northernmost island of Japan, with population of 5.6 million people. Its population density is 67 per square km, and when compared to the national average of 342 or Tokyo's figure of 5629, it is sparsely populated. The island is rich in green nature, with vast areas of forest, mountains and agricultural land.

It is located around the same latitude as northern part of Italy as well as France. However, its climate is affected by the south flowing current of the Pacific Ocean, which brings long and cold winters. Japan is a country where many typhoons hit during summer, but Hokkaido is least affected area among all the regions of Japan. However, in the recent years, more typhoons hit Hokkaido than before, probably due to global warming, and one of them left tremendous damage in 2016.

In appearance the Tokachi countryside is similar to some of the northern states of the US, and some people say special stages in Tokachi are somewhere similar to the ones in Wales. It is relatively flat and mostly agricultural. A mountain range running north / south divides the island and another mountain range runs from the middle range to the west and these two ranges protect Tokachi from the weather. The rally roads are in the flat Tokachi basin and some head into the foothills of the mountain ranges, but the route is not mountainous.

Hokkaido has been recently settled by the ethnic Japanese, who came up from the mainland Japan (Honshu) approximately 200 years ago. Prior to that, only native people called Ainu, who originally came from Siberia down through Kamchatka Peninsula, lived there. Some of the special stages of Rally Hokkaido are named after words of Ainu language.

Obihiro, where the main Service Park is located, is a city with approximately 170,000 inhabitants. It is a modern looking city and is well serviced with hotels and restaurants because it is a regional business centre. There is a well laid-out and signposted (in English as well as Japanese) road system. All roads are named from a central point according to their direction and distance from that point. For example, the address of the popular restaurant, "Tokachi Nouen" (Tokachi Farmer's Restaurant) is West 1, South 9-6.

The local people are very enthusiastic about motor sport. International rally events have taken place since 2001. From 2004 to 2007, WRC was also held here. Also, Rally Hokkaido has always been held in this area, without relocating its home. That is why rally sport is well understood, supported and co-operated by the locals.

Maps of Obihiro are included in Appendix B.



2 Contact details

2.1 Permanent contact details email and internet addresses

Rally Hokkaido Permanent Secretariat
Homei Building, Minami 4-9, Nangodori 19,
Shiroishi-ku, SAPPORO, HOKKAIDO, JAPAN
003-0022

Tel: +81-(0)11-864-2003
Fax: +81-(0)11-864-1182
Email: info@rally-hokkaido.com
Website: www.rally-hokkaido.com

2.2 Location of Rally HQ and Service Park

The building of Rally HQ and Media Centre is located in the next to Meiji Hokkaido Tokachi Oval skating link, which was built in 2009. It has been used in multiple purposes, including the role of media centre for a World Sprint Speeds Skating Championship in 2010.

Main service park will be established in Kita Aikoku Community Square in Aikoku town, and another service area will be established adjacent to Rikubetsu Circuit in Rikubetsu town. The general layout of the Kita Aikoku Service Park, Rikubetsu Service and the location of the HQ are shown in the maps in Appendix B.



2.3 Media contact details

| | |
|----------------|---|
| Media Officer: | (Mr.) Isao KONO |
| Address: | Rally Hokkaido Permanent Secretariat (Media) Homei Building, Minami 4-9, Nangodori 19 Shiroishi-ku, Sapporo, HOKKAIDO 003-0022, JAPAN |
| Tel: | +81 (0) 11 864 2003 |
| Fax: | +81 (0) 11 864 1182 |
| Email: | media@rally-hokkaido.com |
| Web: | www.rally-hokkaido.com |

Please refer to Article 18 for more details.

2.4 List of key officials, their functions and contact details

| | | | |
|---|---|---|--|
|  | Kunihiro TABATA Chairman, Organising Committee tabata-p@rally-hokkaido.com 011-864-2003 Lang: Japanese |  | Ryuji MAKITA Clerk of Course makita@rally-hokkaido.com 090-3117-4789 Lang: Japanese |
|  | Dmitry (Dima) KRIVTSOV Deputy Clerk of Course dima@rally-hokkaido.com 090-2077-6302 Lang: Russian, English, Japanese |  | Akira YONEZAWA Chief Safety Officer safety@rally-hokkaido.com 090-3110-0896 Lang: Japanese |
|  | Kazuo ISHIKAWA Chief Scrutineer scrutineer@rally-hokkaido.com 090-3111-9306 Lang: Japanese |  | Isao KONO Media Officer media@rally-hokkaido.com 011-864-2003 Lang: Japanese, English |
|  | Peter MACNEALL Competitor Relations Officer cro@rally-hokkaido.com (Attn: Peter Mac) 011-864-2003 Lang: English |  | Shunsaku KODERA Competitor Relations Officer cro@rally-hokkaido.com 090-6921-9881 Lang: Japanese, English |
|  | Dr. Takeshi NODA Chief Medical Officer info@rally-hokkaido.com 011-864-2003 Lang: Japanese |  | Shogo NAKATA Assistant Clerk of Course (Route) nakata@j-is.jp 090-1527-6926 Lang: Japanese |
|  | Shin NAGAI Assistant Clerk of Course (Result) nagai@rally-hokkaido.com 090-3119-8487 Lang: Japanese, English |  | Katsuhito WAKAMATSU Assistant Clerk of Course (Route) info@rally-hokkaido.com 011-864-2003 Lang: Japanese |
|  | Kenichi YAMADA Regroup Coordinator info@rally-hokkaido.com 011-864-2003 Lang: Japanese |  | Noriyuki SAKAI Service Park Coordinator info@rally-hokkaido.com 011-864-2003 Lang: Japanese |
|  | Tomio OHASHI Secretary General info@rally-hokkaido.com 090-3117-3671 Lang: Japanese |  | Mieko NIINO Event Secretary niino@rally-hokkaido.com 011-864-2003 Lang: Japanese, English |
|  | Kiyoharu MIKAMI Event Secretary mikami@rally-hokkaido.com 090-3112-2095 Lang: Japanese |  | Jiro KOIKE Event Secretary koike@homei-gr.com 090-7510-5117 Lang: Japanese |
|  | Hiromi TABATA Event Secretary hiromi@homei-gr.com 011-864-2003 Lang: Japanese | | |

3 Programme and critical deadlines

3.1 Schedule before the rally week

Thursday 14 June

1800hrs Closing date for application of the usage of two-way radio Permanent Secretariat

Saturday 23 June

1000hrs Publication of Supplementary Regulations Permanent Secretariat

Tuesday 24 July

1000hrs Opening date for entries Permanent Secretariat

1000hrs Opening date for applications for media accreditation Permanent Secretariat

1800hrs Deadline for helicopter registrations Permanent Secretariat

Friay 24 August

1000hrs Publication of Rally Guide 2 Permanent Secretariat

1800hrs Closing date for entries Permanent Secretariat

1800hrs Deadline for ordering extra material or equipment Permanent Secretariat

1800hrs Closing date for co-driver details Permanent Secretariat

1800hrs Deadline for registering for flexi-service Permanent Secretariat

1800hrs Deadline for ordering pump fuel from the organisers Permanent Secretariat

1800hrs Closing date for media accreditation applications Permanent Secretariat

Tuesday 6 September

1000hrs Publication of seeded entry list www.rally-hokkaido.com

1800hrs Publication of Service Park layout and service bay allocations Permanent Secretariat

Sunday 9 September

1000hrs Publication of Road Books and Route Map Permanent Secretariat

3.2 Schedule during the rally week

Monday 10 September

0900hrs Service Park open for competitor bump-in, and delivery of sea containers Kita Aikoku Service Park

Wednesday 12 September

0900hrs Rally Headquarters opens A bldg. next to Tokachi Oval

0900 - 1900hrs Opening hours of Rally HQ Rally HQ

0900hrs Establishment of Official Notice Board Rally HQ

0900hrs Publication of Scrutineering Schedule Official Notice Board

1300 - 1900hrs Registration for reconnaissance, service vehicle registration, Rally HQ

collection of material for competitors, administrative checks.
(Both APRC & National competitors)

1300 - 1900hrs Media Centre opens Media Centre

1300hrs Media Accreditation commences Media Centre

Thursday 13 September

| | | |
|----------------|--|--------------------------|
| 0800 - 1900hrs | Opening hours of Rally HQ | Rally HQ |
| 0800 - 1900hrs | Opening hours of Media Centre | Media Centre |
| 0800 - 1800hrs | Reconnaissance | See Recce Schedule |
| 1300 - 1900hrs | Scrutineering, marking and sealing of components | Super Pit Chu-oh Ten |
| 1930hrs | Welcome party | Kita Aikoku Service Park |

Friday 14 September

| | | |
|----------------|--|--------------------------|
| 0630 - 2200hrs | Opening hours of Rally HQ | Rally HQ |
| 0630 - 2200hrs | Opening hours of Media Centre | Media Centre |
| 0700 - 1200hrs | Reconnaissance | See Recce Schedule |
| 0830 - 1230hrs | Scrutineering, marking and sealing of components | Super Pit Chu-oh Ten |
| 1200 - 1300hrs | Shakedown | SSS Sammy SATSUNAI |
| 1330hrs | First Stewards meeting | Stewards meeting room |
| 1430hrs | Pre-rally media conference | Media Centre |
| 1500hrs | Media briefing | Media Centre |
| 1500hrs | Publication of Start List for Leg 1 | Official Notice Board |
| 1545hrs | Rally Show | Kita Aikoku Service Park |
| 1645hrs | Ceremonial Start | Kita Aikoku Service Park |
| 1737hrs | Start of Leg 1 A | Kita Aikoku Service Park |

Saturday 15 September

| | | |
|----------------|-------------------------------------|--------------------------|
| 0530 - 2200hrs | Opening hours of Rally HQ | Rally HQ |
| 0530 - 2200hrs | Opening hours of Media Centre | Media Centre |
| 0600hrs | Start of Leg 1 B | Kita Aikoku Service Park |
| 2100hrs | Publication of Start List for Leg 2 | Official Notice Board |

Sunday 16 September

| | | |
|--------------------|--|--------------------------|
| 0430 - 2100hrs | Opening hours of Rally HQ | Rally HQ |
| 0430 - 2100hrs | Opening hours of Media Centre | Media Centre |
| 0500hrs | Start of Leg 2 | Kita Aikoku Service Park |
| 1815hrs | Finish Ceremony, Final Media Conference | Kita Aikoku Service Park |
| 1850hrs | Post-event scrutineering | Super Pit Chu-oh Ten |
| 1950hrs(estimated) | Publication of provisional classifications | Official Notice Board |
| 2100hrs | Closure of Media Centre | Media Centre |

Monday 17 September

| | | |
|----------------|---------------------------|----------|
| 0900 - 1200hrs | Opening hours of Rally HQ | Rally HQ |
| 1000hrs | Issuance of Results CD | Rally HQ |
| 1200hrs | Closure of Rally HQ | Rally HQ |

4 Entry Details

4.1 Titles for which the rally counts

4.1.1 FIA titles

FIA Asia-Pacific Rally Championship for Drivers and Co-Drivers
FIA Asia-Pacific Rally Cup for Manufacturers
FIA APRC 2 Championship for Drivers and Co-Drivers
FIA APRC 3 Championship for Drivers and Co-Drivers
FIA APRC Junior Championship for Drivers
FIA Asia Rally Cup for Drivers and Co-Drivers
FIA Asia-Pacific Rally Cup power by WÜRTH

4.1.2 Asia-Pacific Rally Championship titles

APRC Team Award
APRC 2 Asia Cup
APRC 3 Asia Cup
APRC Alternative Energy Vehicle (AEV) Cup
APRC Sports Utility Vehicle (SUV) Cup

4.1.3 ASN Titles applicable for this rally

2018 JAF Japanese Rally Championship

4.1.4 Japan Motorsport Association titles

2018 Japan Super Rally Series

4.2 Criteria for acceptance of entries

Competitors, drivers and co-drivers are required to possess appropriate international competition license issued by respected countries. Holders of such licenses issued overseas are required to have letter of permission by the ASN of the country, or obtain their approved seal on the entry form.

Maximum number of entries accepted (APRC and JAF Japanese Rally Championship combined) is 90 cars, and in case if number of entries exceeds it, the organiser holds right to select the cars to compete the rally. Competitors registered to APRC and Asia Cup are guaranteed for entry, regardless the condition above.

Even if the competitor and its driver is the same person, "competitor license" is required in addition to the driver's competition license (except for Japanese Rally Championship entrants).

4.3 List of entry fees (payment of entry fees)

| Asia-Pacific Rally Championship and Asia Cup competitors (except for Junior Championship competitors) | |
|---|------------|
| With the Organisers' optional advertising | JPY280,000 |
| Without the Organisers' optional advertising | JPY380,000 |
| FIA APRC Junior Championship competitors | |
| With the Organisers' optional advertising | JPY260,000 |
| Without the Organisers' optional advertising | JPY360,000 |
| JSR Registration Fee | |
| Applicable for the teams wishing to register for JSR | +JPY20,000 |
| Japanese Rally Championship | |
| JRC Competitors (except for Open Class) | JPY250,000 |
| JRC Competitors (Open Class only) | JPY210,000 |

The above entry fee does not include rental fee for Antenna kit of the RallySafe tracking system. If you need Antenna kit please apply for its rental service with the Entry Booklet (Appendix:D2).

For other items included in the entry fee please refer to the “4.4 Entry Package”.

Payment for organiser-supplied fuel (applicable to all the teams except for the ones adopting FIA-supplied fuel) is payable with bank transfer only. Price for the organiser-supplied fuel will be announced in the Fuel Order Form upon commencing entries to the event.

Entry fees and fuel payment are payable only by bank transfer to:

| | | | |
|---------------|-------------------|-----------------|----------|
| Bank name: | Hokkaido Bank | Account Number: | 1064661 |
| Branch: | Ryutsu Centre Mae | Swift Code: | HKDBJPJT |
| Account Name: | RALLY HOKKAIDO | | |

4.4 Entry package

The entry fee includes the followings :

| Item | APRC and/or Asia Cup registered competitors | Other APRC or Asia Cup competitors | JRC competitors |
|--|--|---------------------------------------|-------------------------------|
| Rally Guide 1 / ラリーガイド1 | Available at event website | Available at event website | Available at event website |
| Supplementary Regulations / 特別規則書 | Available at event website | Available at event website | Available at event website |
| Rally Guide 2 / ラリーガイド2 | Available at event website | Available at event website | Available at event website |
| Road Books / ロードブック | 2 | 1 | 1 |
| Route Map / ルートマップ | 2 | 1 | 1 |
| Official Programme / 公式プログラム | 4 | 1 | 1 |
| Results CD / リザルトCD | 1 | 1 | 1 |
| Competitor credential passes / 競技者パス | 2 | 2 | 2 |
| Service credential passes / サービスクルーパス | 8 | 4 | 4 |
| Guest credential passes / ゲストパス | 4 | — | — |
| Service vehicle passes / サービス車両通行証 | 2 | 2 | 2 |
| Auxiliary vehicle passes / 補助車両通行証 | 1 | — | — |
| Service space (Kita Aikoku Service Park) / サービスパークスペース (北愛国サービスパーク) | 15x10m | 7.5x5m | 7.5x5m |
| WÜRTH Drivers Kit / ウルト ドライバーズキット | 1 | 1 | — |
| WÜRTH Mini Drivers Kit / ウルト ミニドライバーズキット | — | — | 1 |

Hotel accommodations are not included in the entry package, and to be arranged by the competitors themselves. Please refer to “11. Hotel / accommodation reservation” for tips in finding hotels.

4.5 Additional material

Additional materials and/or passes can be ordered with the entry booklet (Appendix D2) to the rally secretariat.

4.6 Registration Procedure for Japan Super Rally Series

Competitors registering for APRC class who also wishes to register for Japan Super Rally (JSR) series, which consists of 4 events all taking place in Japan, should complete the JSR registration field of the entry form and submit with the entry fee, with JPY20,000 additional JSR registration fee.

(Registration for JSR is available for competitors in APRC class only)

5 Service Park

5.1 General Information

There are two service parks in this event. One is at Kita Aikoku Community Square in Aikoku, Obihiro city, and the other is adjacent to Rikubetsu Circuit in Rikubetsu town. The surface of Kita Aikoku Service Park is combination of gravel and tarmac while the surface of Rikubetsu service is gravel.

Central service park (Kita Aikoku) will be opened for competitors from Monday 10 September 0900hrs, and will be managed by the Organiser from Thursday 13 September.

Competitors may bring and park their service vehicles and auxiliary vehicles within their designated areas in the Kita Aikoku main service park. Other vehicles must be parked in the parking area adjacent to the service park. Two service vehicle plates will be issued per competitor. Extra auxiliary vehicle plates can be ordered for JPY10,000 per vehicle.

All crews competing in APRC, Asia Cup and JRC will be eligible for flexi-service. To register for flexi-service, Section B.3 of the Entry Booklet (Appendix D) must be completed and returned to the Rally Secretariat by Friday 24 August.

5.2 Waste disposal at the Service Park

There will be no public waste bins available at Kita Aikoku Service Park. Please take your waste materials away with you, and do not leave them behind.

However, exceptions are applied for extra-large waste bins to be ordered with the Entry Form. This waste bin is for industrial waste materials. Burnable and non-burnable wastes need to be separated and packed in appropriate waste bags accordingly.

Paid disposal processing service is available for wastes you cannot take away with you. In order to use it you need to purchase designated plastic bags through the organiser. Wastes which are properly segregated, separated and packed in the designated bags will be collected for disposal at each team's designated service areas in Monday afternoon, and any wastes other than those will NOT be collected. The special waste bags can be ordered with the Entry Form. Please note extra charge will be applied for wastes which are not properly segregated, even if they are packed in the designated bag. Instructions on the segregation will be provided together with the waste bags.

There will be no waste bins in Rikubetsu Service area, and please make sure you bring all the wastes back with you.

6 Two-way radio

6.1 Application procedure

The use of two-way radios is strictly controlled in Japan. Those wishing to use two-way radio communication equipment should complete the relevant section of the Entry Booklet in Appendix D, with details of the frequency, model number and transmission output of the radio. This must be returned to the Rally Secretariat at least three months prior to the rally (which is, by 14th June). Some two-way radios may not be used in Japan depending on frequency and transmitting output.

Contact: Akira YONEZAWA (Mr.)
Tel: +81(0)11 864 2003
Fax: +81(0)11 864 1182
Email: yonezawa@rally-hokkaido.com

7 Fuel / Tyres

7.1 Fuel

The permissible lead content of fuel allowed in Japan is 0 g/litre based on the JIS K2255 examination procedure.

7.1.1 Ordering procedure

Fuel shall comply with Appendix J Article 252.9. Competitors are required to make their own arrangements for supply and transportation of the fuel to the locations advised by the Organiser. Competitors are also required to confirm the APRC coordinator of the procedure for the order and transportation.

APRC Coordinator
Mr. Murray Brown
Murray.brown@fiaaprc.com

Competitors wishing to use retail petrol (pump fuel) must order through the organizer for the purpose of the fuel standardization, no later than August 25th (Fri).

7.1.2 Closing date for pump fuel order

Friday 24 August 2018.

7.2 Tyres

The use of studded tyres is prohibited under pain of exclusion.

8 Import of vehicles and spare parts

8.1 National laws / customs clearance

As domestic transportation cost inside Japan can be costly, the organiser recommends marine freights to be delivered to the port of Tomakomai, which is the closest port to the event venue. Customs authorities there are familiar with customs procedures for overseas team competing at Rally Hokkaido. Ground transportation of containers from Tomakomai to the service park takes about three hours.

The general principles of customs clearance are as follows:

- (1) FIA CARNET is required and mandatory for all overseas registered cars that are to be driven on the public roads in Japan (i.e. rally cars, recce cars, service vans and other cars). The FIA Carnet is to be issued by the ASN of the country the vehicle is registered to, and in order to clear the customs with FIA Carnet, a certification document which is to be issued by JAF (through the organiser) is required. The FIA carnet and the certification document serve as temporary compliance document and this should be carried within the vehicle all the time, ready to show when challenged by police and/or other authorities. Every automobile (including rally cars and every foreign registered vehicle) which is driven on public road in Japan must be covered with Jibaiseiki. (compulsory insurance)

NOTE: Cars from countries not ratified Geneva Convention (The 1949 Geneva Convention on Road Traffic) will be required to clear car examination upon arrival at Japan and also required to be registered domestically, even if such car has FIA Carnet. The examination and registration require

time and payments.

* If the user of the car is different from the person registered with Carnet, an appropriate application form for declaration must be submitted prior to the customs clearance.

- (2) ATA CARNET can be used for the followings - tools/parts/tyres (those are to be re-exported after the event), and promotional items. All of the items imported under ATA Carnet are to re-exported after the rally. Even if it is temporary, the import of Contraband goods is prohibited.
- (3) PRO FORMA INVOICE - please check with the Organisers or your freight agent on use of pro-forma invoices.

Application for special permission of import of hazardous goods such as high pressure gas cylinders and medical supplies must be submitted with required documents. You are also required to arrange import of such items by yourself.

It is recommended that anyone wishing to import vehicles and goods for Rally Hokkaido contact the official freight agent for the event:

| | |
|----------|---|
| Name: | KURIBAYASHI & Co., Ltd. Tomakomai Branch |
| Address: | 13-16, Motonakano-cho, 2-chome, Tomakomai, 053-0005 Japan |
| Tel: | +81 144-32-3511 |
| Fax: | +81 144-36-6839 |
| Contact: | Mr. Jungo KONO: kouno@kurinet.co.jp Mr. Katsuyuki KOBAYASHI: kat-kobayashi@kurinet.co.jp |

8.2 Vehicle regulations

Vehicles competing Rally Hokkaido must comply and observe all the relevant domestic laws and regulations such as the Road Vehicles Act and the Road Traffic Law, as well as JAF National Sporting Regulations for Vehicles (lighting devices, noise level, etc) except when Appendix J of the FIA International Sporting Code defines otherwise.

For vehicles that are not permanently registered in Japan, two documents ((a) and (b)) are required and must be carried in the vehicles at all times. (c) is optional but highly recommended for competition cars.

- (a) A translation of the Carnet, issued by JAF and distributed by the Organisers. This document serves as a temporary vehicle compliance document. For rally cars this is included in the entry fee, however for other vehicles minimal processing charge will be applied.
- (b) 'Jibaiseiki', compulsory insurance. Every automobile (including rally cars and every foreign registered vehicles, in addition to domestic cars) that drives on public road in Japan are required to be covered by it. The policy can be purchased with JPY6,500 for foreign vehicles not registered in Japan.
- (c) Rally Car Insurance (third party insurance). This is recommended for rally cars and recce cars. The insurance premium is approximately JPY20,000 or above, depending on the cylinder capacity.

The Entry Booklet in Appendix D contains a section on importing vehicles. Vehicle details are required for documents (b) and (c) above.




















8.3 The condition for driving in Japan

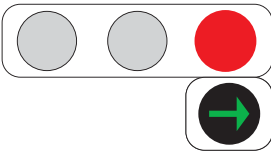


International visitors should be aware that a valid Japanese license or International Driving Permit is required for driving on public roads. Only the International Driving Permits issued under the 1949 Geneva Traffic Convention (stated as such, on the front of the document) is valid to drive in Japan. Please contact the organiser if you are unable to obtain such a license.

German, French, Swiss, Italian, Belgian and Taiwanese driving license holders may request a translation of their license from JAF. The combination of this translation and your original driving license is accepted as valid alternative to the 'Geneva Convention' International Driving Permit. If your driving license is not any of the above, you will be required to take practical test and obtain local license with "Gaimen Kirikae" procedure.




For the details of Gaimen Kirikae, please refer to the following website:
<http://www.jaf.or.jp/e/switch.htm>

8.4 Difference of rules of the road

| | International regulations | Japanese regulations |
|--|---|---|
| Stop sign When the intersection has the Stop sign as shown, all cars must come to a full stop and check in all directions before crossing |   |  |
| Light signals |  |  |
| Level-crossings with gates Drivers must stop in front of a level-crossing, even if there are no stop signs, gates, half-gates or light signals giving warning of the approach of trains. They shouldn't move off again until they have ascertained that no train is approaching. |   |  |
| Other level-crossings |   |  |
| Do not overtake You mustn't enter the right side of the road in order to overtake another vehicle in zones that have the road sign. |  |  |
| Compulsory minimum speed |  |  |
| Maximum speed limit It is expressed by " km " not " miles ". Don't exceed the maximum speed limit which is posted on the road signs |  |  |
| Pedestrian Crossing sign |  |  |

| Japanese regulations | |
|---|---|
| Green arrow light Vehicles may proceed in the direction of the arrow. |  |
| No Right Turn, Left Turn etc. Vehicles must not proceed in any direction other than that shown on the sign. |  |
| Red flashing light | These are not common, but are located on some of the rural sections of road outside Sapporo and the other towns. Vehicles must stop at the stop line and make a safety check before proceeding. |
| End of traffic regulation End of regulation designated by the sign |  |

- ★ Drivers must watch for and give way to pedestrians as they turn onto another road.
- ★ Drivers must travel on the left hand of the road.
- ★ Drivers must indicate to pull out from a stationary position, as they are turning, to overtake traffic traveling in the same direction, to change lanes and to overtake obstacles on the side of the road.

| The meaning of the center lines | | |
|--|---|---|
|  |  |  |
| ① | ② | ③ |
| <p>Drivers mustn't change lanes where the lanes are divided by a yellow line (①). If the lanes are divided by a white line and a yellow line parallel to it, the drivers on the side of the yellow line may not cross into the other lane (②).</p> <p>Drivers are allowed to cross into the other lane for overtaking (③).</p> | | |

9 Helicopters

9.1 Registration procedure / information

All helicopters flying in support of the rally must be registered with the organiser. There will be a standard protocol to control rally airspace and only registered aircraft will be permitted to fly in this space. A helicopter registration fee will be charged. A schedule of landing sites and GPS locations will be available, which will include the special stages and Service Park. Attendance at the pilot's briefing is obligatory for all pilots.

Applications for helicopter registrations close at Tuesday 24 July, 1800hrs.

For more information about arrangements for Helicopters, please contact:

(Mr.) Akira YONEZAWA
Tel: +81 11 864 2003
Fax: +81 11 864 1182
Email: yonezawa@rally-hokkaido.com

10 Hospitality arrangements

10.1 Contact details for person in charge of hospitality arrangements

For more information about arrangements for Corporate Hospitality, please contact :

(Ms.) Mieko NIINO
Tel: +81 11 864 2003
Fax: +81 11 864 1182
Email: niino@rally-hokkaido.com

11 Hotel / accommodation reservation

11.1 Inquiry for hotel arrangements

Hotel accommodations are not included in the entry package, and thus hotel reservations are to be made by the competitors themselves. However, the organiser is happy to assist overseas teams in making hotel reservations. If your team is from outside Japan and wishing to have our assistance, please fill in the Accommodation Booking Form in Appendix D, and submit it to us by no later than 24th of August.

Contact: Mieko NIINO (Ms.)
Email: niino@rally-hokkaido.com

<For Domestic Teams>

There are many hotels in and around Obihiro downtown, and you can find many of them with searching the internet with keywords such as "Obihiro" or "Tokachigawa". The following website is also a good resource for your reference. In case if you have difficulty in contacting hotels, please contact the Permanent Secretariat.

- Obihiro Hotel and Ryokan Association

web: <http://www.obihoro-yado.com/english/index.html>

<Examples of hotels around JR Obihiro station>

- Route-inn Obihiro Ekimae

8, South 3 West 11, Obihiro TEL : 0155-28-7200

Web: <http://www.route-inn.co.jp/en/pref/hokkaido.html#obihiro>

- Tokachi Gardens Hotel

16, West 2 South 11, Obihiro TEL : 0155-26-5555

Web: <http://www.gardenshotel.jp/english.html>

- Hotel Tokachi-Inn

West 3 South 10, Obihiro TEL : 0155-22-5151

Web: <http://tokachiinn.jp/> (Japanese language only)

- APA Hotel Obihiro Ekimae (former "Obihiro Washington Hotel")

8, West 1 South 12, Obihiro TEL : 0155-23-5111

Web: http://www.apahotel.com.e.ju.hp.transer.com/language/hokkaido/08_obihiro-ekimae.html

- Hotel Nikko Northland Obihiro

1, West 2 South 13, Obihiro TEL : 0155-24-1234

Web: <http://www.jrhotels.co.jp/obihiro/english/>

- Premium Hotel Cabin Obihiro (former "Hotel Paco Obihiro")

West 1 South 11, Obihiro TEL : 0155-23-8585

Web: <http://cabin.premierhotel-group.com/obihiro/english/>

- Hotel Grand Terrace Obihiro (former "Obihiro Tokyu-Inn")

West 1 South 11, Obihiro TEL : 0155-27-0109

Web: <http://breezbay-group.com/hgt-obihiro/> (Japanese language only)

12 Reconnaissance / GPS Tracking / ETC

12.1 Reconnaissance schedule

Reconnaissance schedule is to be published in the Supplementary Regulations of this event.

12.2 GPS Tracking

Tracking System

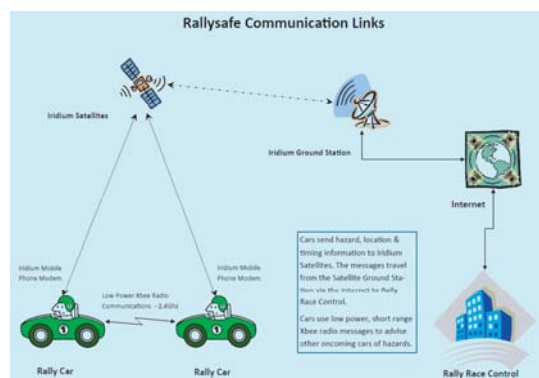
According to the FIA Regional Rally Championship Sporting Regulations Art. 65.2, it is mandatory for all the competition cars to be fitted with safety tracking system. Rally Hokkaido employs the RallySafe tracking system for safety and event operation perspective and hereby mandates all the competitors (including JRC and open-class) to install this tracking system.

What is the tracking system?

With Iridium satellites and low-power radio, cars with this tracking system can detect slow-down and/or halt event of cars with the same system ahead of oneself, with its monitor screen. In case if a car is stopped ahead of you, you will see the information of course is clear (OK) or emergency support required (SOS) in its monitor screen.

Please refer the website for details such as overall system functionalities and installation information.

<http://rallysafe.com.au/>



Details of the RallySafe components and its rental fee

Rental kit consists of the items in the picture on the right.

- 1, Rallysafe Display unit (shown in the right photo)
- 2, Antenna kit (shown in the right photo) / **JPY 3,000**
(to be ordered with Entry Booklet)
 - GPS antenna
 - Mounting bracket
 - Harnesses

Fitting must be performed by the competitors themselves. Antenna kit must be fitted with the car prior to the scrutineering.

Kit rental / pickup

RallySafe rental antenna kit is to be handed to the competitors at the administrative checks on the 13th of September, and the kit must be fitted to the car, ready for the display kit to be installed prior to the scrutineering. Display unit will be rented at the time of the scrutineering.



Return procedure

RallySafe components will be collected in front of the final Parc Ferme entry, and competitors are requested to uninstall the system and prepare for return at the final service. Please return all the components to the RallySafe staff, available at the final Parc Ferme entry.

In case if you are unable to return the system at the final Parc Ferme (due to retire, etc) please bring the system to the Rally Secretariat at the Rally HQ no later than 21:00 on September 16th (Sun). Failing this may result in your return of the unit by international-courier, with the courier cost paid by the competitor.

Rally safe system briefing video

<http://rallysafe.com.au/competitors-tm/>

Functionalities Overview 機能一覧

| Standard Functions 標準的な機能 | Detail 詳細 |
|--|---|
| Transit Screen 通過スクリーン | Displayed throughout the event in transport stage 移動区間をイベント中、常に表示 |
| Race Screen レーススクリーン | Displayed whenever vehicle is in competition 車両が競技中にある場合、表示される。 |
| Push to Pass 追い越し警告ボタン | Warns slower forward cars that you intend to overtake 前方を行く遅い車に、追い越しの意思を示す。 |
| Slow Car スローカー警告 | Warn oncoming drivers that a vehicle ahead has reached minimum speed 前方車両がスロースタートしていることを知らせる。 |
| Hazard (Yellow Screen) 警告（黄色スクリーン） | Warns oncoming drivers that a vehicle ahead is stationary and is in a hazardous position. Distance to hazard is displayed 前方の車両が危険な位置に停止している場合、そこに至るまでの距離を表示する。 |
| OK (Green Screen) OK（緑スクリーン） | Warns oncoming drivers that a vehicle ahead is stationary but not in a hazardous position. Approaching vehicles are safe to pass at current speeds. Distance to hazard is displayed 前方車両が停止しているが、安全を阻害しない位置にある場合で、後続車両が競技スピードで通過する事が出来る時に表示される。また停止車両までの距離を表示する。 |
| SOS (Red Screen)Flashing SOS（赤色スクリーン）点滅 | Warns oncoming drivers that a vehicle ahead is stationary, in a hazardous position and is in need of urgent assistance Distance to hazard is displayed 前方の車両が危険な位置に停止しており、緊急サポートが必要な場合で、そこに至るまでの距離を表示する。 |
| SOS Acknowledged (Red Screen)Solid SOS 認識（赤色スクリーン）表示 | Warns oncoming drivers that a vehicle ahead is stationary, in a hazardous position and it has been acknowledged that assistance is required. Distance to hazard is displayed 前方の車両が危険な位置に停止しており、緊急サポートの必要性が既に認識されている場合、そこに至るまでの距離を表示する。 |
| Timing タイミグ | Timing unit has the ability to time from 1 sec to .01 sec depending on event requirements. Timing to .001 is in development Stage and race times can be viewed on screen イベントにより、1秒から0.1秒までの計測が可能。0.01秒までの計測については開発中で、レースのタイムはスクリーンで確認可能。 |
| Additional Functions 追加機能 | Detail 詳細 |
| Stalled car on grid Race safe only ストールした車両がいる場合の、グリッドレースでの安全 | Warns cars of stalled vehicle ahead and displays distance to the vehicle. Grid position can be displayed 前方でストールした車両までの距離を表示する。グリッドのポジションも表示可能。 |
| Flag signals フラグシグナル | Any flag signals can be displayed automatically or manually by race control. Can include Red flag or Abandon Race レースコントロールからフラグシグナルを自動又は主導で表示させる事が可能。赤旗やレース中止なども表示できる。 |
| Speed restrictions スピード制限 | All forms of speed restrictions are displayed and logged from Restart speed post safety car to pit lane speeds etc 全ての形式のスピード制限を表示する事が出来、セーフティカー退避後の再スタートスピードからピットレーンスピードなどまで記録する事が出来る。 |
| Max Speed 最高速度 | Warns competitors that they have reached or exceeded the maximum speed allowed for the event. This notification is logged to unit and can be reviewed for infringement identification イベントで認められている速度に達したもしくは超過したコンペティターに警告する。この警告はユニットに記録され、違反検証に使用する事が出来る。 |
| Virtual Footage 仮想記録 | Virtual footage of vehicles is available 車両の仮想記録を使用する事が出来る。 |

12.3 ETC (Electronic Toll Collection system)

The organizer of Rally Hokkaido provides rental service of ETC on-board unit and its card, for crews from overseas. While the installation/use of ETC equipment is optional, the organizer highly recommend to use it for smooth operation of the rally. Installation in the competition cars must be performed by competitors themselves. Domestic crews should prepare both of the ETC on-board unit and card by themselves, prior to the event

● What is ETC?

ETC stands for Electronic Toll Collection system. On-board unit communicates with the system through antennas installed at toll gates of expressways, and the toll is charged to the special credit card called "ETC card", inserted in the on-board unit. As the toll collection process is automated you do not need to pay the toll at toll booth - all you need to do is to pass through the toll gate below 20km/h.

Since this will save you from stopping and restarting your car for payment, the system helps reducing noise level and air pollution, thus improving environmental condition in the surrounding area. This will also reduce the production of exhaust gas while the car is in idle during the payment transaction, contributing the improvement of global warming issue.

Please refer the following website for details of the ETC system:

<http://www.go-etc.jp/english/index.html>

● Rental procedure

1. Pre-configured set of ETC device is handed over to crews at the registration/administrative check, in return for the receipt signature.

The kit includes:

- ETC on-board unit / 1 ea.
- ETC antenna / 1 ea.
- ETC card / 1ea.

Rental fee

- JPY13,000
- tolls for expressway included
- limited for use during the 2 days of the rally events (15th-16th of September)

2. Signal transmission/receipt test will be conducted at the time of Scrutineering.
3. The kit must be returned to the Rally Secretariat at Rally HQ, between the completion of the competition on September 16th and the 12:00noon 17th of September, closure time of the Rally HQ.



13 Scrutineering, sealing and marking

13.1 Scrutineering venue and schedule

Location : Super Pit Chuoten, (West 8, South 9, Obihiro)
Date : Thursday 13 September 2018, 13:00hrs - 19:00hrs
Friday 14 September 2018, 08:30hrs - 12:30hrs

Competing vehicles must be presented at Scrutineering in accordance with a schedule to be published on the Official notice board on Wednesday 12 September 2018, 0900hrs

The marking of gearbox/ differentials and sealing of compressors those fitted to the car and their respective spares will take place at Scrutineering

13.2 Post event scrutineering

Location : Super Pit Chuoten, (West 8, South 9, Obihiro)
Date : Sunday 16 September 2018, 18:50hrs -

14 Shakedown

Shakedown is to be conducted at SSS Sammy SATSUNAI which is located in adjacent to the Kita Aikoku Service Park.

All the APRC and Asia Cup registered crews, and the ones nominated by the Organiser are required to participate in the shakedown. Details are as follows:

Location : SSS Sammy SATSUNAI, (3.24km from Kita-Aikoku Service Park)
Stage distance : 1.47km
Date : Friday 14 September 2018, 12:00hrs - 13:00hrs

15 Start produre

Prior to the start of the competition element of the rally, Rally Show and photo sessions, followed by the Ceremonial Start, will be conducted at the Kita Aikoku Service Park.

For details, please refer to the Rally Guide 2.

16 Finish produre

Procedure of the Ceremonial Finish will be published in the Rally Guide 2.

17 PR activities

17.1 Welcome Party

Date : Thursday 13 September 2018 19:30-
Venue : Kita-Aikoku Service Park
Description : Stand-up dinner party hosted by the International Rally Support Association.
Attendees : Crews, Team members, Guests and Competition officials.

17.2 Pre-event media conference

Date : Friday 14 September 2018 14:30-
Venue : Media centre
Description : Interview session for APRC top crews and JRC top crews.
Attendees : Restricted to accredited media. Crews and Team members may be allowed if capacity of the venue allows.

17.3 Rally show

Date : Friday 14 September 2018 15:45- 16:20
Venue : Kita-Aikoku Service Park
Description : Rally cars on display along the main road, with autograph sessions by crews.
Attendees : No restrictions. Open for public till 16:20.

17.4 Photo session

Date : Friday 14 September 2018 16:25- 16:35
Venue : Kita-Aikoku Service Park
Description : Commemorative photo of the event with all the drivers and co-drivers.

17.5 Opening ceremony and Ceremonial start

Date : Friday 14 September, Opening ceremony from 16:45- / Ceremonial start from 17:00-
Venue : Kita-Aikoku Service Park
Description : Podium presentation.
Attendees : Spectators admitted (from the viewing area around the podium).

17.6 Rally park

Date : Honbetsu: Saturday 15 September 2018 / From 15:30- (estimated)
Ashoro: Sunday 16 September 2018 / From 07:40- (estimated)
Venue : Michi-no-eki "Ginga Hall 21", Ashoro-cho / Michi-no-eki "Stella Honbetsu", Honbetsu-cho
Description : Spectators cheer-up crews driving past them. Unofficial results will be provided not only to the crews but to the spectators.
Attendees : Open to public (No restriction applied).

17.7 Ceremonial Finish and Final media conference

Date : Sunday 16 September 2018 18:15-
Venue : Kita-Aikoku Service Park
Description : Podium finish, award giving ceremony and interview with the top three finishing drivers and co-drivers. Interview with the top three finishing drivers and co-drivers.
Attendees : Spectators admitted (from the viewing area around the podium)

18 Media

18.1 Contact details before the event

For media enquiries, please contact Media Officer below:

| | |
|----------------|---|
| Media Officer: | (Mr.) Isao KONO |
| Address: | Rally Hokkaido Permanent Secretariat (Media) Homei Building, Minami 4-9, Nangodori 19 Shiroishi-ku, Sapporo, HOKKAIDO 003-0022, JAPAN |
| Tel: | +81 (0) 11 864 2003 |
| Fax: | +81 (0) 11 864 1182 |
| Email: | media@rally-hokkaido.com |
| Web: | www.rally-hokkaido.com |

18.2 Accreditation procedure / criteria and deadline

All media wishing to attend Rally Hokkaido are required to complete media registration and receive appropriate approval. Details for media registration request process, its form and other required documents will be published at "Media" section of the official website of Rally Hokkaido, www.rally-hokkaido.com on July 24th (Tue). Those must be completed and sent to the address published on the official website on the July 24th, by no later than 1800hrs, August 24th (Fri) with all the required documents and materials. Please contact the Rally Hokkaido Permanent Secretariat if you have any questions.

NOTE; Media accreditation is limited to professional media only, and applicants must possess basic skill of either Japanese and/or English languages. Dedicated translator (1 for 1 media person) is accepted but must be registered together with the media personnel s/he is accompanying with.

Media applications must be received by Friday 24 August 2018 1800hrs.

18.3 Media briefing

All the media personnel covering Rally Hokkaido are required to attend mandatory Media Briefing. Media passes and tabards are to be handed to the accredited media upon attendance to the briefing.

DATE: 15:00-, 14th September
PLACE: Media centra in HQ

19 Plates

Credential passes and Vehicle plates details are shown in RALLY GUIDE 2.

20 Medical and Safety service

20.1 Emergency Service

The main number at Rally HQ will be manned by bilingual officials during poening hours.

General numbers for Emergency services are as follows:

| | |
|---------------------------------|-----|
| Ambulance and Fire Department : | 119 |
| Police : | 110 |

The Kousei General Hospital is located in Central Obihiro, across the road from the City Hall. The hospital is fully briefed on the rally programme and has English speaking staff. The most convenient and closest hospital from the Kita-Aikoku Service Park is Hokuto Hospital: Following are the contacts for these two hospitals.

| Hospital name | Tel No. | Address |
|---------------------------------|--------------|--|
| Obihiro Kousei General Hospital | 0155-24-4161 | W6 S8-1, Obihiro To be relocated to W9, S14 Obihiro in this autumn. |
| Hokuto Hospital | 0155-48-8000 | 7-5, Inada-cho, Obihiro |

In case if you need medical assistance during weekends, holidays and/or after-hours, please check the website of Hokkaido Medical Information System.

| Hokkaido Medical Information System | |
|-------------------------------------|---|
| WEB : | http://www.qq.pref.hokkaido.jp/qq/qq01fnlgs.asp |
| TEL : | 0120-20-8699 (Free service) |
| TEL : | +81(0)11-221-8699 (From a cell phone) |

20.2 Towing service / Car transporters

| | Address | TEL | Free dial |
|---------------------|---------------------------------|--------------|--------------|
| Landmark33 | 20, West 2, South 33, Obihiro | 0155-48-4616 | 0120-747-110 |
| Obata shokai | 27-3, West 20, North 2, Obihiro | 0155-33-3900 | 0120-494-988 |
| Maeda Jidosha Kogyo | 43-10 Kyoei, Honbetsu | 0156-22-3002 | |
| Bodyshop Kunii | 9-1-2 Nishimachi, Ashoro | 0156-25-4607 | |

20.3 Phamacies

| | Address | TEL |
|---------|---|--------------|
| Tsuruha | West 5, South 18, Obihiro | 0155-20-3533 |
| | South 9 Sen, West 9, Inada-cho, Obihiro | 0155-49-2066 |
| | 163 Satsunai-kyoei, Makubetsu | 0155-20-3825 |

20.4 Dental clinic

| | Address | TEL | |
|---------------------------------|--------------------------------|--------------|----------------------------|
| Tsugayasu Dental Clinic | 5-5, West 10, South 9, Obihiro | 0155-21-2002 | |
| Tokachi Dental Insurance Centre | 15-3, East 7, South 9, Obihiro | 0155-25-2172 | After-hours treatment only |

21 List of useful facts and services

21.1 Fast facts

Airport: There are 7 daily flights available from Tokyo Haneda airport to Obihiro Airport. Japan Airlines (JAL) operates 4 of them, and the rest 3 are jointly operated by Air Do and All Nippon Airways (ANA) as code-share flights. From the Obihiro airport, Airport Shuttle will take you to downtown Obihiro in 40 minutes (fare: JPY1,000). Taxicab and/or rent-a-car can also be arranged at the airport.

Train: Japan Railways (JR) Hokkaido provides limited-express services between Sapporo and Obihiro approximately 2.50hrs), and between Chitose Airport and Obihiro (approximately 2.30hrs).

Cash: It is wise to expect to pay for most daily expenses in cash (JPY). Hotels and large shops will accept international credit cards, but often smaller convenience stores, petrol stations, restaurants and some ATMs will only accept cash or Japanese credit cards.

Currency: The currency is Japanese Yen (JPY, or '¥'), and it is a decimal system, with the largest note being JPY10,000, and the smallest coin being JPY1. In April 2018, the exchange rate was EUR1 = approx.JPY130; USD1 = approx.JPY107; AUD1 = approx.JPY82. (See section below on Banks Credit Cards and Cash) Currency exchange is only available from Monday to Friday in Obihiro.

Elevation: Kita Aikoku Service Park: 40m / Rikubetsu Service: 217m

Electricity: 100V at 50 cycles. Plugs are twin parallel pin-type, the same as are used in the USA.

Embassies and Consulates: For a complete list of embassies and consulates in Japan and Japanese missions abroad
See <http://www.mofa.go.jp>

International dialing: The international dialing codes vary depending on which phone company is being used. It should be listed in the 'Information for Guests' book in hotels, or on the internet for mobile phones.

Mobile phones: W-CDMA (3G) and LTE (4G) networks are supported in Japan, but no GSM (2G) phones work. For more information, please refer to the Section 21.2.

Opening hours: Shops are open seven days a week, normally from 10:00hrs until approximately 19:00hrs, some stay open later. Banks, government offices and the Post Office, however, work Monday to Friday.

Population: Japan: 126 million
Hokkaido: 5.47 million

**Public holidays:
(near the event)** Monday 17 Sep.(Respect for the Aged Day),
Saturday 23 Sep.(Autumn Equinox Day)

Rainfall (Obihiro): September: 138.1mm

| | |
|------------------------|--|
| Sunrise: | 16 September: 05:05hrs (Source: http://keisan.casio.jp/) |
| Sunset: | 16 September: 17:37hrs (Source: http://keisan.casio.jp/) |
| Tax: | Consumption tax is 8%. (Tax may or may not be included in the price tags, depending on each store's preference.) |
| Temperature (Obihiro): | September: High :21.5 degrees Celsius, Low: 12.1 degrees Celsius |
| Time zone: | Standard Japanese time is GMT +9 |
| Tipping: | Tipping is not customary in Japan. |
| Visas: | Currently, nationals of 62 countries do not require visas for short stays (usually up to 3 months). You are advised to check with the Japanese Embassy in your home country before commencing travel to Japan. Competitors requiring a letter of invitation from Rally Hokkaido to obtain visas should contact the Event Secretary. For a list of Japanese Embassies abroad, see: http://www.mofa.go.jp/about/emb_cons/over/ |
| Water: | Normal tap water is drinkable. Some hotels also use non-drinkable, recycled water that is clearly marked as such |

21.2 Telephones

Mobile Phones

Cell phone networks in Japan supports W-CDMA (3G) and LTE (4G) but not GSM(2G). Thus, if your phone supports GSM only, you should not expect it to work in Japan.

If you plan to use your mobile phone in Japan, please confirm with your mobile phone carrier for the availability of roaming service for your phone.

Store Information for mobile phone and mobile Wifi router rental services

SoftBank Global Rental
<http://www.softbank-rental.jp/e/>

JAL-ABC
https://www.jalabc.com/rental_service.html (Japanese Language only)

List of mobile phone rental shops at major int'l airports:

| | |
|--------------|---|
| Narita (NRT) | https://www.narita-airport.jp/en/service/svc_19 |
| Kansai (KIX) | https://www.kansai-airport.or.jp/en/service/internet/03.html |
| Haneda (HND) | http://www.haneda-airport.jp/inter/en/premises/service/internet.html#mobilePhone |
| Chitose(CTS) | http://www.new-chitose-airport.jp/en/service/internet_fax_copy/wifi/ (Wifi Router) http://www.new-chitose-airport.jp/en/service/internet_fax_copy/sim_card/ (SIM Card) |

Pre-paid SIM Card for visitors from overseas

If you own SIM-free mobile phones that support 3G and/or LTE, you might be able to use your phone

device with locally-purchased prepaid SIM card. There is a "Japan Travel SIM" available for visitors from overseas (valid for limited data transfer quantity and period). For details, please refer to:

Japan Travel SIM: <https://t.ijmio.jp/en/index.html>

- Supported Phone Devices: <https://t.ijmio.jp/en/dv/>

- Activating voice calls with the SIM: <https://t.ijmio.jp/en/qa/index.html> (Q5/A5)

Public Phones

International calls can be made from grey, or brown/green coloured public telephones located in hotels and passenger terminals of airports. JPY1,000 notes are required to buy phone cards to use the phones. Vending machines for phone cards are often located around the public phones.

Internet Connections

Almost all the hotels have internet connections available at guest rooms, or in their business centres.

21.3 Driving and Drivers licenses

A valid Japanese driving license or International Driving Permit is required for driving on public roads. **International Driving Permits must be issued under the 1949 Geneva Traffic Convention** and this should be stated on the front of the document. Please contact the organiser if you are unable to obtain such a document. German, French or Swiss driving license holders may request a translation of their license from JAF and use this translation coupled with their original license as an alternative to the 'Geneva Convention' International Driving Permit.

All vehicles travel on the left side of the road and drivers should be aware of the following rules:

Road signs generally comply with the international system, with the exception of stop signs which are an inverted triangular shape (similar to 'Give Way' signs in other countries).

All cars are required to stop at every railway crossing and watch for trains, before proceeding.

The speed limit, unless otherwise indicated, is 40km/h in built up areas and 60km/h elsewhere. Speed limits on expressways are 70km/h or 80km/h depending on conditions.

Drivers and passengers must wear seatbelts. Traffic law require all the passengers to fasten their seat belts on Expressways.

The use of mobile phones whilst driving is prohibited.

Drivers are not permitted ANY LEVEL of alcohol in their blood. The penalty for drunk driving is up to 5 years of imprisonment or fine up to JPY1,000,000. Passengers of such driver may also be punished if s/he is aware the driver consumed alcohol prior to driving.

Toll is required on DOTO Expressway which included in the rally route. The amount may vary depending the distance travelled.

21.4 Banks, Credit cards and Cash

The banking system in Japan, outside the major cities is quite conservative. The options for obtaining cash are limited, so travellers to Tokachi should read this section carefully.

The only Automatic Telling Machines (ATMs) that can handle international cash withdrawals are those located at Post Offices. But before travelling to Japan, it is wise to check on your bank account details to make sure the account is set up with Cirrus, Maestro or Visa Plus. Then check to make sure that your bank has a correspondent bank in Japan. The following websites will provide information about Visa Plus, Cirrus and Maestro.

Visa Plus

<http://www.visa.com/atmlocator/index.jsp>

Cirrus or Maestro

<http://www.mastercard.com/cardholderservices/atm/>

ATMs are not open 24 hours. The location of some banks is included in the Business Directory below, along with ATM opening hours.

Supplementation: Seven Eleven and Lawson convenience stores are available for use your international credit / cash cards at their ATMs.

21.5 Travel to Obihiro

Following is travel instruction for your convenience.

From Tokyo/Narita Airport (NRT) to Tokyo Haneda Airport (HND) (Int'l to Domestic transfer)
Airport Shuttle Limousine Bus service connects those two airports, with fare of JPY3,100. In case if you are connecting to Japan Airlines flight at Haneda, your stop at Haneda airport is Terminal 1, while Terminal 2 is your stop if your connection flight is ANA or Air Do. The travel time between those two airports is approx 65 to 85 min.

For details, please refer the following page:

http://www.limousinebus.co.jp/en/bus_services/inter_airport_route/

From Tokyo / Haneda Airport to Tokachi Obihiro Airport-

There are 7 daily flights available from Haneda to Tokachi Obihiro airport. Japan Airlines operates 4 of them, while the rest 3 are jointly operated by Air Do and All Nippon Airways (ANA). JAL flights depart from Terminal 1 while flights by Air Do and ANA depart from Terminal 2.

From Sapporo/Chitose Airport to Obihiro by train (JR/Japan Railway)

For those coming by train a transfer is required at Minami Chitose (South Chitose) Station approximately three minutes after departing the airport. One-way ticket costs about JPY6,600.

From Sapporo/Chitose Airport to Obihiro by car

Please take an expressway from either Chitose IC (Interchange) or Chitose Airport IC, northbound direction (bound for Sapporo). At Chitose Eniwa JCT (junction), which is approx 9km from Chitose IC, proceed to left lane branching off into Doto Expressway and proceed to Obihiro JCT, which is approx 140km ahead. At Obihiro JCT, take left exit and drive into Obihiro-Hiroo Expressway. The nearest exit to the Kita Aikoku Service Park is "Obihiro Kawanishi IC".

From Tokachi Obihiro Airport to the central Obihiro -

Buses (JPY1,000) coordinated with arriving and departing flights, provide a shuttle service to and from most big hotels. Taxis and rental cars are also available at the airport. Travelling time is approximately 40 minutes.

From the central Obihiro to HQ.

Traveling time from JR Obihiro Station to the HQ is approximately 10 minutes by car, and about 40 minutes from Tokachi Obihiro Airport.

21.6 Business Directory

| Airlines | | TEL | Free Dial |
|---------------------|--------|--------------|--------------|
| JAL (National) | Tokyo | 03-5460-0522 | - |
| JAL (International) | Tokyo | 03-5460-0511 | - |
| ANA (National) | Tokyo | 03-6741-8800 | - |
| ANA (International) | Tokyo | 03-6741-6685 | - |
| Air France | Tokyo | 03-5767-4143 | - |
| Air India | Tokyo | 03-3508-0261 | - |
| Air NZ | Tokyo | 03-5521-2770 | - |
| Alitalia | Tokyo | 03-5413-8070 | - |
| American Airlines | Tokyo | 03-3298-7677 | - |
| British Airways | Tokyo | 03-3298-5238 | - |
| Cathay Pacific | Narita | 03-6746-1000 | 0120-46-3838 |
| Finnair | Tokyo | 03-3222-6801 | 0120-700-915 |
| Lufthansa | Narita | 03-4333-7656 | 0120-051-844 |
| Malaysian | Tokyo | 03-5733-2111 | - |
| Qantas | Tokyo | 03-6833-0700 | 0120-207-020 |
| Scand. (SAS) | Tokyo | 03-5400-2331 | - |
| Singapore Airlines | Tokyo | 03-3213-3431 | - |
| Thai Airways | Tokyo | 03-3503-3311 | - |
| United Airlines | Tokyo | 03-6732-5011 | - |

| Banks / ATMS's / Currency exchange | | ATM opening hours | |
|------------------------------------|----------------------------------|----------------------|-------------|
| General Post Office ATM | West 3, South 8, Obihiro | Monday - Friday: | 08:45-19:00 |
| | | Saturday and Sunday: | 09:00-17:00 |
| Post Office ATM | JR Obihiro Station. | Monday - Friday: | 09:00-19:00 |
| | Behind the north ticket gate, 1F | Saturday and Sunday: | 09:00-17:00 |
| | West 4, South 12, Obihiro | Monday - Friday: | 09:00-19:00 |
| | Inside Nagasakiya store | Saturday and Sunday: | 09:00-17:00 |
| Hokkaido Bank ATM | West 3, South 9, Obihiro | Monday - Friday: | 08:45-19:00 |
| | | Saturday and Sunday: | 09:00-17:00 |
| North Pacific Bank ATM | West 2, South 12, Obihiro | Monday - Friday: | 08:45-21:00 |
| | | Saturday and Sunday: | 09:00-21:00 |

| Bus companies | | | |
|------------------------|---|--------------|---------------|
| Hokkaido Takushoku Bus | North 5 sen, West 37, Shikaribetsu, Otofuke | 0155-31-8811 | |
| Tokachi Bus (airport) | 1-1, West 23, North 1, Obihiro | 0155-37-6500 | |
| Obihiro Bus Terminal | West 1, south 12, Obihiro | 0155-23-5171 | (Tokachi Bus) |
| Mainichi Kotsu | 24-13, kisen, Kawanishi, Obihiro | 0155-59-2201 | |

| Catering companies (boxed meals) | | |
|----------------------------------|--------------------------------------|--------------|
| Umeya | 13, West 4, South 17, Obihiro | 0155-27-1241 |
| Suzuran | 8, West 4, South 2, Obihiro | 0155-22-2782 |
| Sudaya | 40, Kitamachi 1, Hakurindai, Obihiro | 0155-34-5010 |
| Foods Japan | 43-5, West 18, South 4, Obihiro | 0155-38-3021 |

| Computer repair | | | |
|----------------------|---------------------------------|--------------|----------------|
| Pasokon Land Obihiro | 16, East 2, South 19, Obihiro | 0155-24-4648 | www.znet.co.jp |
| Byte In | 1-2, East 1, South 13, Obihiro | 0155-22-7003 | |
| Soga | 1-8, West 15, South 28, Obihiro | 0155-47-3111 | |

Convenience stores (open 24 hours)

There are a lot of 'around the clock' convenience stores (7/11, Lawson, Seicomart and so on) in and around Obihiro. Many convenience stores have ATM's and copy machines.

Car dealers

| | | | |
|-----------------------------------|----------------------------------|--------------|----------------|
| Obihiro Mitsubishi | Odori, South 23, Obihiro | 0155-24-1115 | |
| Obihiro Subaru | West 13, North 1, Obihiro | 0155-36-1251 | |
| Suzuki Arena Obihiro Chuo | Odori, South 5, Obihiro | 0155-28-2525 | |
| Doto Daihatsu (Obihiro) | 6, West 16, North 1, Obihiro | 0155-34-5562 | |
| Honda Cars Obihiro (Satsunai) | 176-7, Satsunai-kyoei, Makubetsu | 0155-23-1211 | |
| Honda Cars Obihiro (Nishi 17 Jo) | 31-8, West 17, North 1, Obihiro | 0155-35-2505 | |
| Obihiro Nissan Motors (Minami 29) | Odori, South 29, Obihiro | 0155-23-4123 | |
| Kushiro Toyota (Otofuke) | East 13, Kino-Odori, Otofuke-cho | 0155-31-4181 | |
| Obihiro Toyopet (Toyota) | Odori, South 6-17, Obihiro | 0155-24-4167 | |
| Toyota Collora Obihiro | 1, Odori, South 2, Obihiro | 0155-25-5121 | |
| Netz Toyota Obihiro | 15, Odori, South 18, Obihiro | 0155-24-3162 | |
| Ford Hokkaido (Obihiro) | 3-5, West 20, North 1, Obihiro | 0155-33-1251 | Hokkai Jidosha |

Department stores

| | | | Opening Hours |
|------------|--|--------------|---------------|
| Fujimaru | 1, West 2, South 8, Obihiro | 0155-24-2101 | 10:00-19:00 |
| Nagasakiya | 3, West 4, South 12, Obihiro | 0155-25-3810 | 10:00-21:00 |
| Ito Yokado | South 8 Sen, West 10, Inada-cho, Obihiro | 0155-47-8111 | 09:00-20:00 |

Consumer Electronics stores

| | | | |
|----------------|--|--------------|-------------|
| Yamada Denki | 1-32, West 13, North 1, Obihiro | 0155-58-1011 | 10:00-21:00 |
| Hyakuman-Volts | South 9 Sen, West 11, Inada-cho, Obihiro | 0155-48-3939 | 10:00-20:00 |
| Hara Denki | 6, Odori, South 12, Obihiro | 0155-22-5522 | 9:00-18:00 |

Equipment hire

| | | | |
|----------------|----------------------------------|--------------|--|
| Kyosei Rentemu | 14, West 18, North 1, Obihiro | 0155-33-2211 | |
| Kanamoto | Kisen 8, Higashi-Memuro, Memuro | 0155-61-2332 | |
| Rent All | 3-2, Kino-Odori, East 1, Otofuke | 0155-31-7610 | |

Fire Extinguishers

| | | | |
|---------------|---------------------------------|--------------|-------|
| Sogo Bousai | 3-2, West 11, South 2, Obihiro | 0155-34-1364 | Sales |
| Yamato Shokai | 1-15, East 10, South 7, Obihiro | 0155-22-2128 | Sales |

Banquet / Function venues

| | | | |
|-----------------------------|------------------------------|--------------|--------------------|
| Hokkaido Hotel | 1, West 7, South 19, Obihiro | 0155-21-0001 | |
| Grand Vrio Hotel | 384-1, Yoda Makubetsu | 0155-56-2121 | Route Inn Spa |
| Hotel Nikko Northland | 1, West 2, South 13, Obihiro | 0155-24-1234 | JR Hokkaido Hotels |
| Tokachi Farmer's Restaurant | 6, West 1, South 9, Obihiro | 0155-26-4141 | Casual Restaurant |

Hardware / DIY / Superstore

| | | | |
|-----------|---|--------------|--|
| DCM Homac | South 9 Sen, West 9, Inada-cho, Obihiro | 0155-49-1101 | |
|-----------|---|--------------|--|

Laundry Service / Dry-cleaning Service / Laundromat

| | | | |
|---------------------------|---|--------------|---------------------|
| Empire Cleaning | 3, West 4, South 12, Obihiro | 0155-21-7740 | In Nagasakiya store |
| Please refer to this site | https://www.navitime.co.jp/category/0506014002/01207/ | | |

Locksmith

| | | | |
|---------------------|--------------------------------|--------------|-------------|
| Lockservice Kagi-ya | 6, West 2, South 16, Obihiro | 0155-23-6969 | 09:00-20:00 |
| Koala Lock | 4-3, West 5, South 15, Obihiro | 0155-25-2584 | 09:00-21:00 |

Maps / Book stores

| | | | |
|--------------------|--|--------------|---------------------|
| TSUTAYA | 6, East 4, South 16, Obihiro | 0155-28-3728 | 09:00-24:00 |
| Miyawaki Bookstore | South 8 Sen, West 10-1, Inada-cho, Obihiro | 0155-49-6211 | In Ito-Yokado store |
| The Honyasan | West 4, South 29, Obihiro | 0155-28-2111 | 10:00-22:00 |

Gas cylinders

| | | | |
|----------------------|-----------------------------|--------------|--|
| Hokkaido Air & Water | 4, West 5, South 5, Obihiro | 0155-25-2231 | |
|----------------------|-----------------------------|--------------|--|

Physiotherapist / Chiropractor / Relaxation massage

| | | | |
|------------------|--------------------------------|--------------|-------------|
| Takahashi Sports | Minamimachi, East 1-5, Obihiro | 0155-48-3839 | 09:00-23:00 |
| Anji | 1-3, West 2, South 4, Obihiro | 0155-26-4678 | |
| Sekiguchi | 1, East 3, South 9, Obihiro | 0155-23-5783 | 09:00-25:00 |

Security guards

| | | |
|-------------|--------------------------|--------------|
| Sanwa Keibi | West 5, North 2, Obihiro | 0155-22-0511 |
|-------------|--------------------------|--------------|

Signage

| | | |
|----------------|---------------------------------|--------------|
| Watanabe Kogei | 9-1 Shindori, Otofuke | 0155-42-2441 |
| Nobu | Odori, South 4, Obihiro | 0155-22-6918 |
| Art Space | East 1, South 9, Obihiro | 0155-23-3900 |
| Nakajima Jikou | 3-32, West 20, North 1, Obihiro | 0155-33-3141 |
| Epoch | 5-1, West 8, North 1, Obihiro | 0155-28-5006 |
| Fuji Kobou | 13, Odori, South 26, Obihiro | 0155-22-6880 |

Supermarkets

Opening Hours

| | | | |
|---------------------------|---------------------------------|--------------|-------------|
| Nagasakiya | 3, West 4, South 12, Obihiro | 0155-25-3810 | 10:00-21:00 |
| AEON (Obihiro) | West 4, South 20, Obihiro | 0155-24-3100 | 09:00-21:00 |
| Daiichi (Higashi) | East 4, South 12, Obihiro | 0155-23-8448 | 10:00-22:00 |
| Max Valu (Inada) | 2-26, West 5, South 35, Obihiro | 0155-47-0100 | 09:00-21:45 |
| Piazza Fukuhara (West 18) | West 18, North 1, Obihiro | 0155-38-3066 | Open 24hrs |

Taxis

| | | |
|--|---------------------------------|--------------|
| Otofuke Taxi | Odori 1, Otofuke | 0155-42-2012 |
| Hinomaru Koutsu | 7-38, West 19, South 1, Obihiro | 0155-33-8850 |
| Marimo | 12, Odori, South 17, Obihiro | 0155-23-8181 |
| Obihiro | 7, West 19, South 1, Obihiro | 0155-33-8844 |
| Tokachi Chuo Kanko Taxi | 7-30, West 19, South 1, Obihiro | 0155-33-9595 |
| Toyo Taxi | 11, West 18, South 2, Obihiro | 0155-33-3939 |
| Owner-driver taxi association of Obihiro | 15-1, West 9, South 34, Obihiro | 0155-48-5141 |

Tyres

| | | |
|------------------------|---------------------------------|--------------|
| Pirelli Japan | Tokyo | 03-5418-6500 |
| Yokohama Tyre Japan | 1-24, West 13, North 3, Obihiro | 0155-35-3544 |
| Dunlop Tyre Hokkaido | 7-10, West 19, South 1, Obihiro | 0155-41-2431 |
| Bridgestone Tyre Japan | 10-1, West 2, North 2, Obihiro | 0155-25-8181 |

Car Washing

| | |
|-------------------|--|
| Most gas stations | Car washing machines and vacuum cleaners available |
|-------------------|--|

Vehicle Panel Repairs

| | | |
|---------------------------------------|--------------------------------|--------------|
| Obihiro Chiho Jidosha Seibi Shinkokai | 8-3, West 19, North 1, Obihiro | 0155-33-3166 |
|---------------------------------------|--------------------------------|--------------|

Vehicle supplies - spare parts, batteries, distilled water, lubricant and others

| | | |
|----------------------|---|--------------|
| DCM Homac (Inada) | South 9 Sen, West 9, Inada-cho, Obihiro | 0155-49-1101 |
| Yellow Hat (Obihiro) | 6, West 5, South 16, Obihiro | 0155-26-1680 |
| Autobacs (Obihiro) | 8, West 6, North 1, Obihiro | 0155-23-5500 |
| SK Sports | 33-9, West 22, South 4, Obihiro | 0155-41-1151 |

Welding

| | | |
|---------------------------------------|---------------------------|--------------|
| Obihiro Chiho Jidosha Seibi Shinkokai | West 19, North 1, Obihiro | 0155-33-3166 |
|---------------------------------------|---------------------------|--------------|

Windscreens

| | | |
|---------------|----------------------------------|--------------|
| Tokachi Glass | 17-10, West 23, North 2, Obihiro | 0155-37-0022 |
| Kiriya Glass | 12-2, West 6, North 1, Obihiro | 0155-24-3246 |

Official Rent-A-Car service provider

The official Rent-A-Car service provider for Rally Hokkaido is Nippon Rent-A-Car.

Effective August 1st (Wed), they will start accepting reservations with special discount exclusively for Rally Hokkaido competitors and teams. The URL for the reservation site will be announced at Rally Hokkaido website, <http://www.rally-hokkaido.com/en>.

Reservations will be open on August 1st, 2018.

Branch:

| | |
|----------------------|--------------|
| Tokachi Airport | 0155-64-5065 |
| Near Obihiro Station | 0155-22-0919 |
| Chitose Airport | 0123-26-0919 |



Web: <https://www.nrgroup-global.com/en/>

APPENDICES

Appendix A: Itinerary

- A1 Itinerary
- A2 Itinerary compared with previous years
- A3 Reconnaissance Schedule

Appendix B: Maps

- B1 Overview / Route Map
- B2 Map of Obihiro

Appendix C: Drawings & Layouts

- C1 Kita Aikoku Service Park Layout
- C2 Rikubetsu Remote Service Layout

Appendix D: Forms

- D1 Accommodation Booking form
- D2 Entry Booklet
- D3 Radio Unit / Frequency License Application

A.1 Itinerary

| <div> </div> | | | | | | |
|--|-------------------------------------|----------|---------------|-------------|-------------|---------------|
| Itinerary | | | | | | |
| Start Leg 1A Friday 14 September 2018 | | | | | | |
| TC | Location | SS dist. | Liaison dist. | Total dist. | Target time | First car due |
| 0 | Start Leg 1 - (Kita Aikoku) | | | | | 17:37 |
| RZ | Refuel - Kita Aikoku | | | | | |
| 1 | Distance to next refuel | 1.47 | 85.17 | 86.64 | | |
| 1 | Obihiro | | 3.24 | 3.24 | 0:20 | 17:57 |
| SS1 | SSS Sammy SATSUNAI 1 | 1.47 | | | | 18:00 |
| 1A | Parc Ferme IN | | 1.47 | 2.94 | 0:10 | 18:10 |
| Overnight regroup | | | | | | |
| Start Leg 1B Saturday 15 September 2018 | | | | | | |
| TC | Location | SS dist. | Liaison dist. | Total dist. | Target time | First car due |
| 1B | Parc Ferme OUT - Service IN | | | | | 6:00 |
| | Service A - Kita Aikoku | 1.47 | 4.71 | 6.18 | 0:15 | |
| 1C | Service - OUT | | | | | 6:15 |
| RZ | Remote Refuel - Kamitoshibetsu | | | | | |
| 2 | Distance to next refuel | 56.87 | 145.21 | 202.08 | | |
| 2 | Rikubetsu | | 103.03 | 103.03 | 2:10 | 8:25 |
| SS2 | RIKUBETSU LONG 1 | 4.63 | | | | 8:28 |
| 3 | Kayama | | 11.92 | 16.55 | 0:28 | 8:56 |
| SS3 | YAM WAKKA 1 | 23.49 | | | | 8:59 |
| 4 | Shotoshibetsu | | 7.75 | 31.24 | 0:38 | 9:37 |
| SS4 | KUNNEYWA 1 | 28.75 | | | | 9:40 |
| RZ | Remote Refuel - Kamitoshibetsu | | | | | |
| 3 | Distance to next refuel | 61.50 | 90.93 | 152.43 | | |
| 5 | Rikubetsu | | 45.08 | 73.83 | 1:26 | 11:06 |
| SS5 | RIKUBETSU LONG 2 | 4.63 | | | | 11:09 |
| 5A | Regroup and Technical Zone IN | | 0.20 | 4.83 | 0:07 | 11:26 |
| 5B | Regroup and Technical Zone OUT | | | | | |
| | Service IN | | | | | |
| | Flexi - Service B (Rikubetsu) | 61.50 | 167.98 | 229.48 | 0:20 | |
| 5C | Service OUT - Regroup IN | | | | | |
| 5D | Regroup OUT | | | | | 12:16 |
| 6 | Kayama | | 11.62 | 11.62 | 0:28 | 12:44 |
| SS6 | YAM WAKKA 2 | 23.49 | | | | 12:47 |
| 7 | Rikubetsu | | 14.61 | 14.61 | 0:20 | 13:07 |
| SS7 | RIKUBETSU LONG 3 | 4.63 | | | | 13:10 |
| 8 | Shotoshibetsu | | 19.42 | 24.05 | 0:30 | 14:10 |
| SS8 | KUNNEYWA 2 | 28.75 | | | | 14:03 |
| RZ | Remote Refuel - Kamitoshibetsu | | | | | |
| 4 | Distance to next refuel | 1.47 | 93.72 | 95.19 | | |
| 8A | Regroup IN | | 111.49 | 140.24 | 3:27 | 17:30 |
| | Regroup | | | | 0:10 | |
| 8B | Regroup OUT | | | | | 17:40 |
| 9 | Obihiro | | 3.15 | 3.15 | 0:10 | 17:50 |
| SS9 | SSS Sammy SATSUNAI 2 | 1.47 | | | | 17:53 |
| 9A | Parc Ferme and Technical Zone IN | | 1.47 | 2.94 | 0:10 | 18:03 |
| 9B | Parc Ferme and Technical Zone OUT | | | | | |
| | Service IN | | | | | |
| | Flexi - Service C (Kita Aikoku) | 58.34 | 161.76 | 220.10 | 0:45 | |
| 9C | Flexi - Service OUT - Parc Ferme IN | | | | | |
| All cars must be returned to Parc Ferme no later than (21:38) | | | | | | |
| Note 1 : At the 20 min service, crew have a maximum of 25 min to move their cars into the Service Park. Note 2 : At the 45 min service, crew have a maximum of 50 min to move their cars into the Service Park. | | | | | | |
| Leg 1 Totals | | 121.31 | 334.45 | 455.76 | | |

2018.3.31ver.1.02

Leg2 forAPRC

| Rally Hokkaido 14-16 Sep. 2018 | | | | | | |
|--|--|----------|---------------|-------------|--------------------------|---------------|
| Itinerary | | | | | | |
| Start Leg 2 Sunday 16 September 2018 | | | | | | |
| TC | Location | SS dist. | Liaison dist. | Total dist. | Target time | First car due |
| Start Leg 2 (Kita Aikoku Service Park) | | | | | | |
| 9D | Service IN | | | | | 5:00 |
| Service D (Kita Aikoku) | | | | | 0:15 | |
| 9E | Service OUT | | | | | 5:15 |
| RZ 5 | Refuel - Kita Aikoku Distance to next refuel | 19.91 | 94.17 | 114.08 | | |
| 10 | Otofuke | | 29.66 | 29.66 | 0:42 | 5:57 |
| SS10 | OTOFUKE REVERSE 1 | 6.12 | | | | 6:00 |
| 11 | Honbetsu | | 35.70 | 41.82 | 0:51 | 6:51 |
| SS11 | NEW HONBETSU 1 | 13.79 | | | | 6:54 |
| RZ 6 | Refuel - Kamitoshibetsu Distance to next refuel | 30.24 | 45.27 | 75.51 | | |
| 12 | Pawse Kamuy | | 30.77 | 44.56 | 1:01 | 7:55 |
| SS12 | PAWSE KAMUY 1 | 10.40 | | | | 7:58 |
| 13 | Ashoro | | 18.19 | 48.43 | 0:33 | 8:31 |
| SS13 | ASHORO LONG 1 | 19.84 | | | | 8:34 |
| RZ 7 | Refuel - Kamitoshibetsu Distance to next refuel | 6.12 | 91.38 | 97.50 | | |
| 14 | Otofuke | | 85.86 | 105.70 | 2:06 | 10:40 |
| SS14 | OTOFUKE REVERSE 2 | 6.12 | | | | 10:43 |
| 14A | Regroup and Technical Zone IN | | 30.76 | 36.88 | 0:45 | 11:28 |
| 14B | Regroup and Technical Zone OUT Service IN | | | | | |
| Flexi - Service E (Kita Aikoku) | | | | | 56.27 230.94 287.21 0:20 | |
| 14C | Service OUT - Regroup IN | | | | | |
| 14D | Regroup OUT | | | | | 12:18 |
| RZ 8 | Refuel - Kita Aikoku Distance to next refuel | 13.79 | 90.38 | 104.17 | | |
| 15 | Honbetsu | | 61.54 | 61.54 | 1:22 | 13:40 |
| SS15 | NEW HONBETSU 2 | 13.79 | | | | 13:43 |
| RZ 9 | Refuel - Kamitoshibetsu Distance to next refuel | 30.24 | 45.27 | 75.51 | | |
| 16 | Pawse Kamuy | | 30.58 | 44.37 | 1:01 | 14:44 |
| SS16 | PAWSE KAMUY 2 | 10.40 | | | | 14:47 |
| 17 | Ashoro | | 18.19 | 48.43 | 0:33 | 15:20 |
| SS17 | ASHORO LONG 2 | 19.84 | | | | 15:23 |
| RZ 10 | Refuel - Kamitoshibetsu Distance to next refuel | 0.00 | 105.86 | 105.86 | | |
| 17A | Service IN | | 105.86 | 125.70 | 2:32 | 17:55 |
| Service F (Kita Aikoku) | | | | | 44.03 216.17 260.20 0:10 | |
| 17B | Service OUT - Finish-Holding IN | | | | | 18:05 |
| Podium Finish | | | | | 0:10 | 18:15 |
| Leg 2 Totals | | 100.30 | 447.11 | 547.41 | | |

Note 1 : At the 20 min service, crew have a maximum of 25 min to move their cars into the Service Park.

| TOTALS OF THE RALLY | | | | |
|---------------------|--------|---------|---------|-------|
| | SS | Liaison | Total | % |
| Leg 1 - 9SS | 121.31 | 334.45 | 455.76 | 26.62 |
| Leg 2 - 8SS | 100.30 | 447.11 | 547.41 | 18.32 |
| Total - 17SS | 221.61 | 781.56 | 1003.17 | 22.09 |

2018.3.31ver.1.02

Leg2 for JRC

| Rally Hokkaido 14-16 Sep. 2018 | | | | | | |
|--|---------------------------------|----------|---------------|--------------------------|-------------|---------------|
| Itinerary | | | | | | |
| Start Leg 2 | | | | Sunday 16 September 2018 | | |
| TC | Location | SS dist. | Liaison dist. | Total dist. | Target time | First car due |
| Start Leg 2 (Kita Aikoku Service Park) | | | | | | |
| 9D | Service IN | | | | | 6:10 |
| Service D (Kita Aikoku) | | | | | 0:15 | |
| 9E | Service OUT | | | | | 6:25 |
| RZ 5 | Refuel - Kita Aikoku | | | | | |
| | Distance to next refuel | 19.91 | 94.17 | 114.08 | | |
| 10 | Otofuke | | 29.66 | 29.66 | 0:42 | 7:07 |
| SS10 | OTOFUKE REVERSE 1 | 6.12 | | | | 7:10 |
| 11 | Honbetsu | | 35.70 | 41.82 | 0:51 | 8:01 |
| SS11 | NEW HONBETSU 1 | 13.79 | | | | 8:04 |
| RZ 6 | Refuel - Kamitoshibetsu | | | | | |
| | Distance to next refuel | 29.11 | 45.27 | 74.38 | | |
| 12 | Pawse Kamuy | | 30.77 | 44.56 | 1:01 | 9:05 |
| SS12 | PAWSE KAMUY 1 | 10.40 | | | | 9:08 |
| 13 | Ashoro | | 18.19 | 47.30 | 0:33 | 9:41 |
| SS13 | ASHORO LONG 1 | 19.84 | | | | 9:44 |
| RZ 7 | Refuel - Kamitoshibetsu | | | | | |
| | Distance to next refuel | 7.59 | 100.26 | 107.85 | | |
| 14 | Otofuke | | 85.86 | 105.70 | 2:06 | 11:50 |
| SS14 | OTOFUKE REVERSE 2 | 6.12 | | | | 11:53 |
| 14A | Regroup and Technical Zone IN | | 30.76 | 36.88 | 0:45 | 12:38 |
| 14B | Regroup and Technical Zone OUT | | | | | |
| | Service IN | | | | | |
| Flexi - Service E (Kita Aikoku) | | 56.27 | 230.94 | 287.21 | 0:20 | |
| 14C | Service OUT - Regroup IN | | | | | |
| 14D | Regroup OUT | | | | | 14:23 |
| 15 | Obihiro | | 3.24 | 3.24 | 0:15 | 14:38 |
| SS15 | SSS SATSUNAI 3 | 1.47 | | | | 14:41 |
| 15A | Service IN | | 1.50 | 2.97 | 0:08 | 14:49 |
| Service F (Kita Aikoku) | | 1.47 | 4.74 | 6.21 | 0:10 | |
| 15B | Service OUT - Finish-Holding IN | | | | | 14:59 |
| | Podium Finish | | | | 0:10 | 15:09 |
| Leg 2 Totals | | 57.74 | 235.68 | 293.42 | | |

Note 1 : At the 20 min service, crew have a maximum of 25 min to move their cars into the Service Park.

| TOTALS OF THE RALLY | | | | |
|---------------------|--------|---------|--------|-------|
| | SS | Liaison | Total | % |
| Leg 1 - 9SS | 121.31 | 334.45 | 455.76 | 26.62 |
| Leg 2 - 6SS | 57.74 | 235.68 | 293.42 | 19.68 |
| Total - 15SS | 179.05 | 570.13 | 749.18 | 23.90 |

2018.3.31ver.1.02

A.2 Itinerary compared with previous years

Establishing its center in the city of Obihiro with its Kita Aikoku Service Park as well as hosting "SSS Sammy SATSUNAI", Rally Hokkaido 2018's Saturday program consist of special stages in Rikubetsu and Ashoro, while Sunday one covers stages in Otofuke, Honbetsu and Ashoro.

As usual, LEG 1 consists of LEG 1A, where crews drive SSS Sammy SATSUNAI as SS1 after the ceremonial start on Friday, and LEG 1B, which includes all the stages on Saturday.

LEG 1A is designed for spectators of the ceremonial start to be able to enjoy "SSS Sammy SATSUNAI", whose course is laying next to the ceremonial start venue. Establishing a service park in Rikubetsu Off-road Circuit as the day's core, LEG 1B runs popular stages of "RIKUBETSU LONG", "YAM WAKKA" and "KUNNEYWA". The competitors will then drive back to Obihiro in the evening, finishing their day with "SSS Sammy SATSUNAI".

LEG2 starts with "OTOFUKE", which is used every year, followed by "NEW HONBETSU", which received extension to include tarmac-surfaced part toward its end in 2015, and then "PAWSE KAMUY", which was driven on Saturday last year, and will run "ASHORO LONG", which has not been used since 2011 - and come back to Obihiro to finish the rally. Service on rally cars will be provided three times this day, all in Kita Aikoku Service Park - once early in the morning, once at noon and once in the evening.

Overall progression of the rally event is similar to the ones of past years, and we hope you will enjoy the Rally Hokkaido again this year in the way you like.

| 2018 | 2017 | 2016 | 2015 | 2014 | 2013 | 2012 |
|--|-----------|-----------|-----------|-----------|--------------|----------|
| SSS Sammy SATSUNAI | | | | | | |
| SS1/9 | SS1/11/18 | SS1/11/18 | SS1/11/18 | SS1/11/18 | SS1/10/17/18 | Not Used |
| 1.47km | 0.96km | 1.47km | 0.96km | 0.94km | 2.46km | |
| Used in 2013 - 2017. | | | | | | |
| RIKUBETSU LONG | | | | | | |
| SS2/5/7 | SS2/6/7 | SS3/6/7 | SS2/6/7 | SS3/7 | SS4/7 | SS3/6 |
| 4.63km | 4.63km | 4.63km | 4.63km | 4.63km | 4.63km | 4.63km |
| Used in 2005 - 2017. | | | | | | |
| YAM WAKKA | | | | | | |
| SS3/6 | Not Used | Not Used | SS3/8 | SS4/8 | SS3/6/8 | Not Used |
| 23.49km | | | 23.49km | 14.54km | 23.49km | |
| Used in 2013,2015. Partially used in 2014. | | | | | | |
| KUNNEYWA | | | | | | |
| SS4/8 | SS3/8 | SS4/8 | SS4/9 | SS5/9 | Not Used | Not Used |
| 28.75km | 28.75km | 24.97km | 28.75km | 28.75km | | |
| Used in 2014 - 2017. | | | | | | |
| OTOFUKE REVERSE | | | | | | |
| SS10/14 | SS12/15 | SS12/15 | SS12/16 | SS12/15 | SS11/14 | SS12/15 |
| 6.12km | 6.12km | 6.12km | 6.12km | 6.12km | 6.12km | (R) |
| Used in 2013 - 2017. Also used in reverse direction prior to it. | | | | | | |
| NEW HONBETSU | | | | | | |
| SS11/15 | SS13/16 | SS13/16 | SS14/18 | SS13/16 | SS11/14 | SS14/17 |
| 13.79km | 13.79km | 13.79km | 13.79km | 10.78km | 11.03km | (R) |
| Used in 2015,2017. Early part was used in 2014 and before.. Latter half of the stage is tarmac-surfaced. | | | | | | |
| PAWSE KAMUY | | | | | | |
| SS12/16 | SS5/10 | SS5/9 | SS5/10 | SS2/6/10 | SS13/16 | SS4/7/9 |
| 10.40km | 10.40km | 10.40km | 10.40km | 10.40km | 10.40km | 9.98km |
| Used in 2011 - 2017. | | | | | | |
| ASHORO LONG | | | | | | |
| SS13/17 | Not Used | Not Used | Not Used | Not Used | Not Used | Not Used |
| 29.11km | | | | | | |
| Used in 2011. | | | | | | |

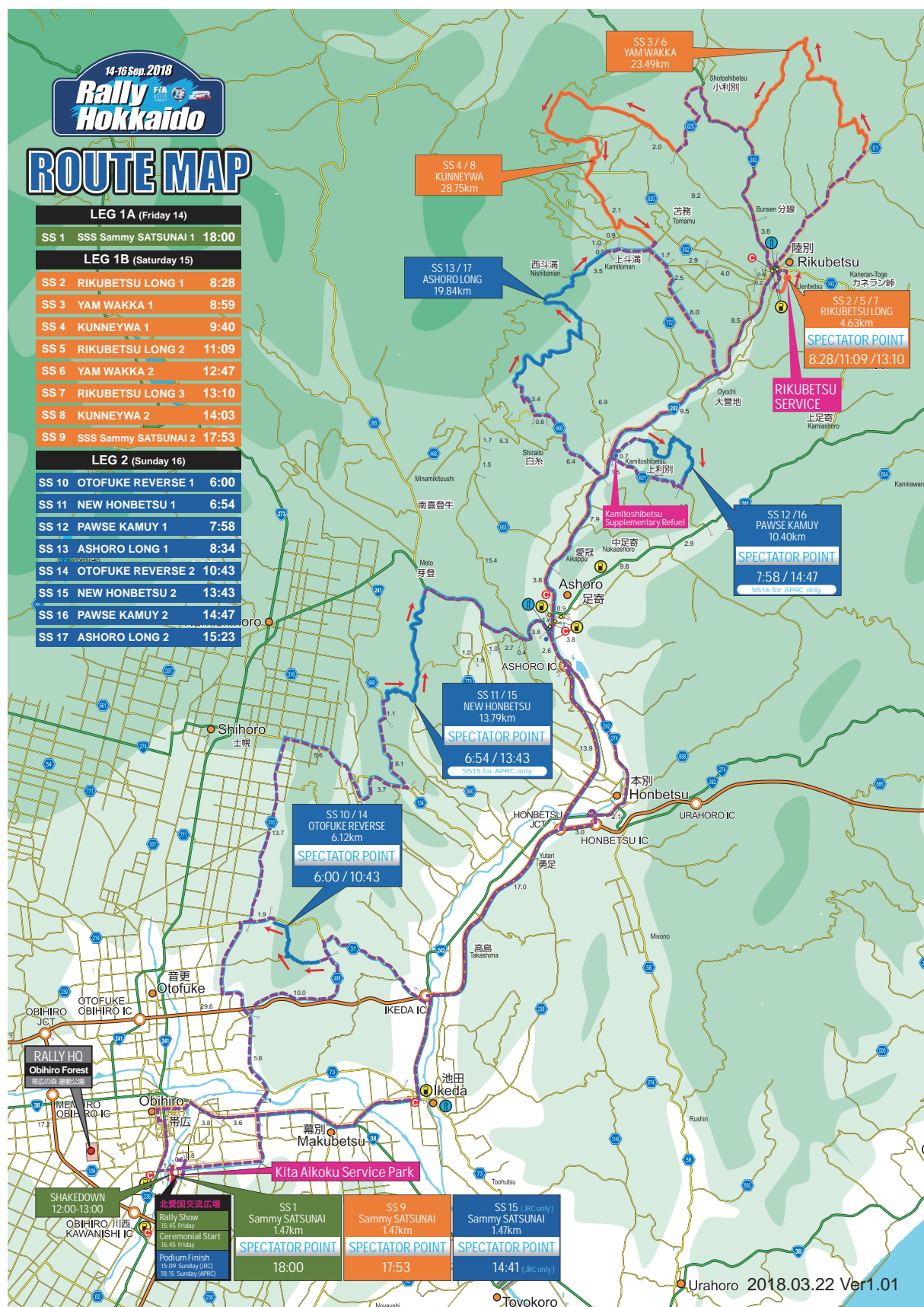
(R) : Used in reverse direction.

A.3 Reconnaissance Schedule

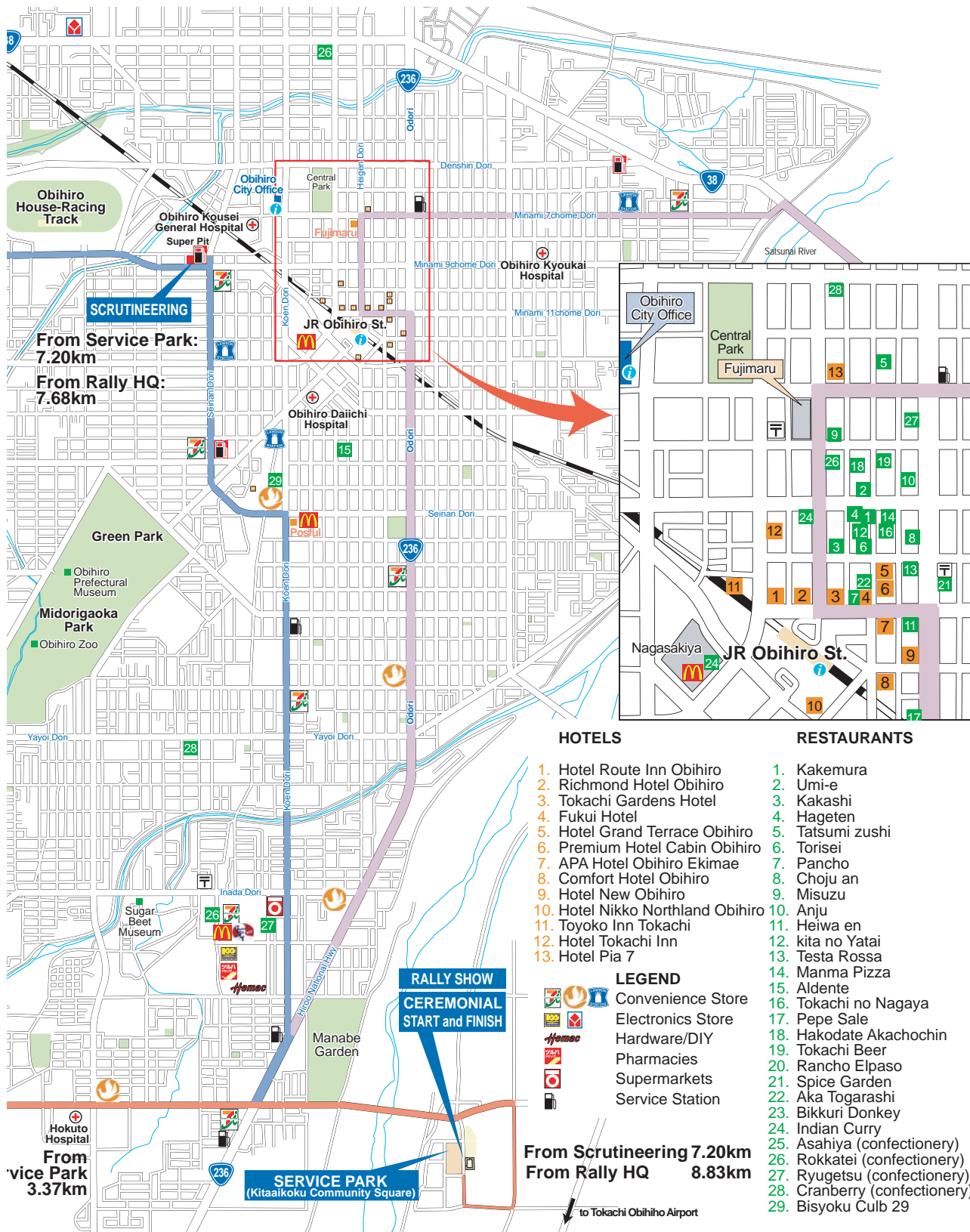
Reconnaissance must take place according to the following schedule. A more detailed schedule will be published in the Supplementary Regulations and Rally Guide 2.

| | |
|-----------------------|-------------------|
| Thursday 13 September | 0800hrs - 1800hrs |
| Friday 14 September | 0700hrs - 1200hrs |

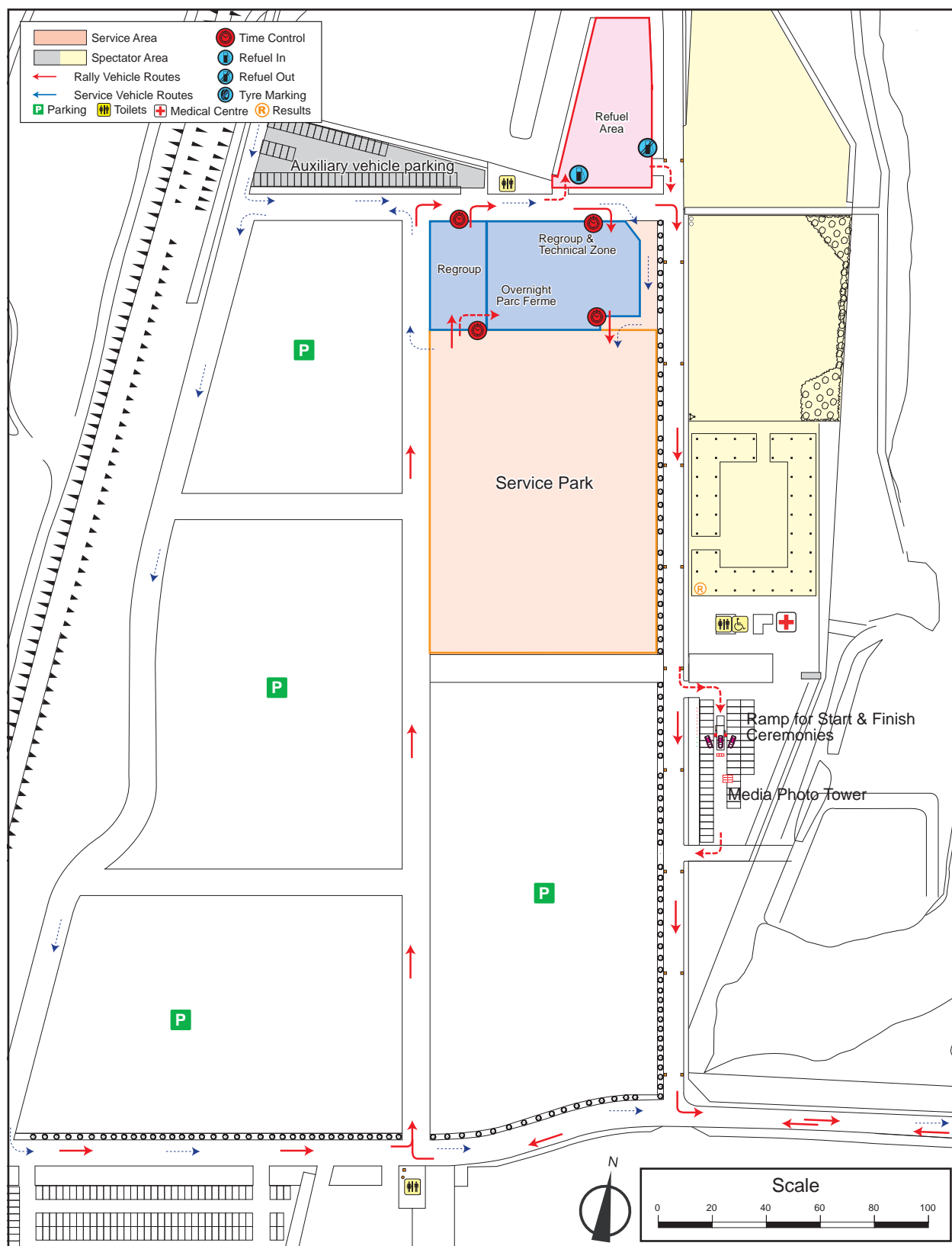
B.1 Route Map



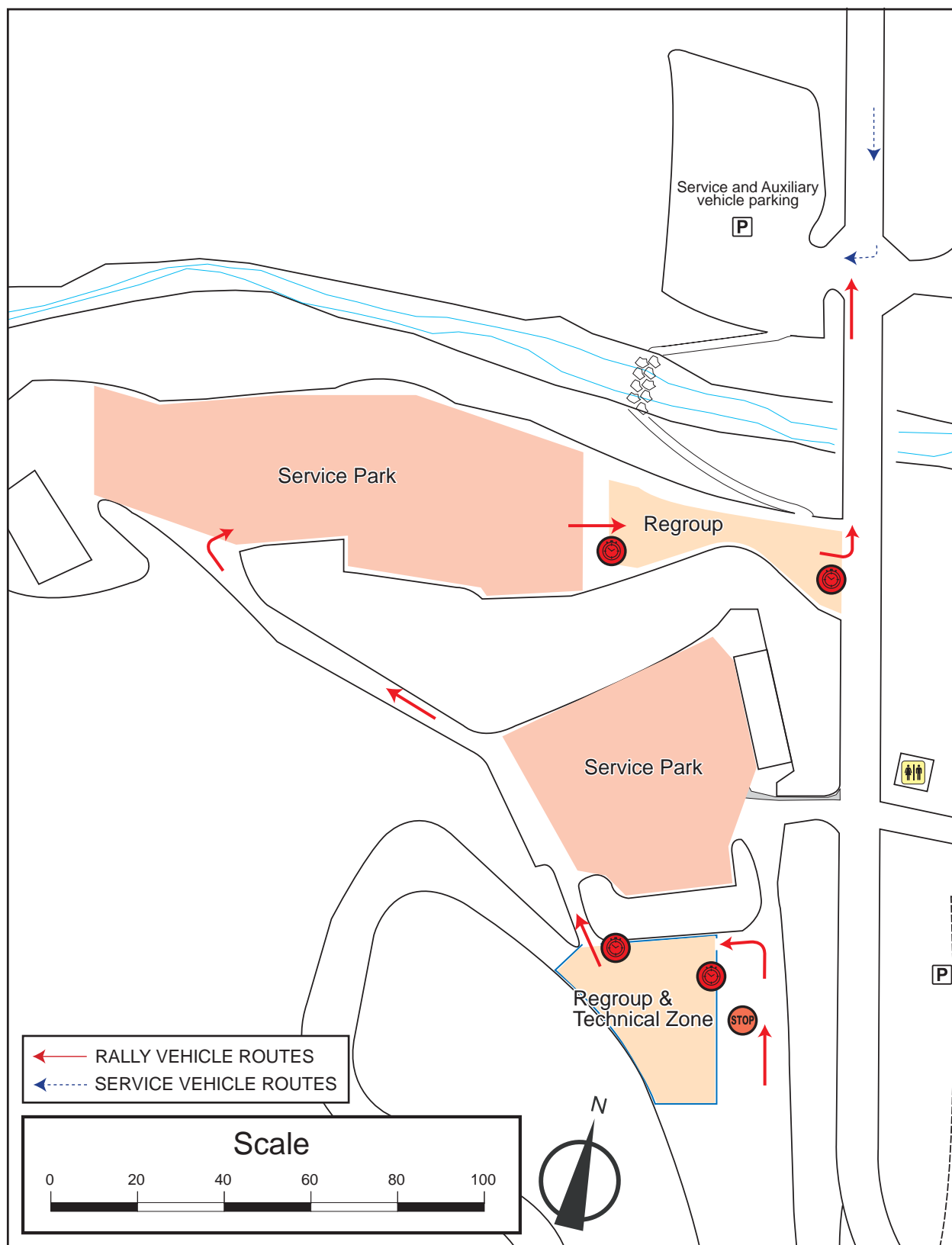
Rally Guide 1



C1 Kita Aikoku Service Park layout



C2 Rikubetsu Service layout



D Forms

Accommodation Booking Form / 宿泊予約申込書

(Applicable for overseas teams only / 海外チーム専用)

Contact Details / 連絡先

| | | | | |
|--------------------------|--|-----|--|---|
| Contact Name 担当者名 | | | | Type of booking 予約の種類 |
| Organisation Name 団体名 | | | | |
| Address 住所 | | | | |
| Tel 電話 | | Fax | | |
| E-mail: | | | | |
| | | | | Competitor & Team <input type="checkbox"/> |
| | | | | 競技参加者 & チーム員 |
| | | | | Media メディア <input type="checkbox"/> |
| | | | | Other その他 <input type="checkbox"/> |

Payment Details / お支払い方法

| | | | |
|--|--|--|--|
| Payment Method お支払い方法 | Cash/Bank 現金 <input type="checkbox"/> | Bank Transfer 銀行振込 <input type="checkbox"/> | Credit Card クレジットカード <input type="checkbox"/> |
| Contact person at Obihiro 帯広での担当者・連絡先 | | | |
| Expenses to be included in the invoice 請求額に含むものは？ | All / すべて <input type="checkbox"/> Other / その他 <input type="checkbox"/> Room / 室料 <input type="checkbox"/> Breakfast / 朝食代 <input type="checkbox"/> Laundry / ランドリー料 <input type="checkbox"/> Telephone / 電話代 <input type="checkbox"/> | | |

Payment is to be made on-site. / クレジットカードの支払いは現地での清算となります。

Hotel Preferences / 希望ホテル

| | |
|--|--|
| 1st Preferred Accommodation / 第一希望のホテル | |
| 2st Preferred Accommodation / 第二希望のホテル | |

Booking Details / 予約内容

| Guest Name 宿泊者名 | Room Type (SINGL / TWIN) ルームタイプ シングル/ ツイン | Breakfast required (Yes / No) 朝食(あり・なし) | Room Rate 室 料 | Date of Arival 到着日時 | Date of Departure 出発日時 |
|--------------------|--|---|------------------|------------------------|---------------------------|
| 1 | | | | | |
| 2 | | | | | |
| 3 | | | | | |
| 4 | | | | | |
| 5 | | | | | |

A cancellation fee equal to the one night's full room rate will be applicable for any cancellations within 72 hours prior to the scheduled arrival time.
チェックイン予定時刻より72時間以内にキャンセルした場合、キャンセル料として1泊分の室料が課せられます。

Booking Conditions / 予約条件

PDF file or fax print-out of booking confirmation is treated as a hotel voucher, and to be presented at the time of check-in.

予約完了のPDFもしくはFAXはパウチャーとなります。チェックイン時に提示して下さい。

Booking requests must arrive at the Rally Secretariat no later than August 25nd.

予約は必ず8月25日までに行なって下さい。

ENTRY BOOKLET / ORDER FORM エントリーブックレット・注文書

This form is to be completed in conjunction with the entry form and submitted to the Rally Hokkaido Permanent Secretariat.
この用紙に記入し、エントリーフォームと一緒に提出してください。

A. Contact Details / 連絡先

| | | | | |
|--------------------------|--|-----|--|---|
| Contact Name 担当者名 | | | | Type of booking 予約の種類 |
| Organisation Name 団体名 | | | | Competitor (one driver) 競技参加者 <input type="checkbox"/> |
| Address 住所 | | | | Team (more than one driver) チーム <input type="checkbox"/> |
| Tel 電話 | | Fax | | Tyre Company タイヤメーカー <input type="checkbox"/> |
| E-mail: | | | | Other その他 <input type="checkbox"/> |

I have special requirements for Service Area.

サービスエリアに関する特別な要望をします。

Yes → Please complete Section B. / セクションBにご記入下さい。

Yes ☐

No ☐

I / We will be sharing equipment and crew with another competitor and / or would like to register for flexi-service.

他の競技参加者と機材やクルーを共有します。またはフレキシブルサービスに登録を希望します。

Yes → Please complete Section B. / セクションBにご記入下さい。

Yes ☐

No ☐

I / We will import a vehicle.

車両を輸入します。

Yes → Please complete Section C. / セクションCにご記入下さい。

Yes ☐

No ☐

I / We would like to order additional material.

物品その他を注文します。

Yes → Please complete Section D. / セクションDにご記入下さい。

Yes ☐

No ☐

I / We would like to nominate a time for scrutineering.

公式車検の希望時刻を申請します。

Yes → Please complete Section E. / セクションEにご記入下さい。

Yes ☐

No ☐

I / We would like to import / bring and use two-way radio.

無線を持ち込み、使用します。

Yes → Please complete Page 51. / 51ページにご記入下さい。

Yes ☐

No ☐

B. Special Service Area Requirements / サービスエリアに関する要望

Each competitor will be allocated a 5 x 7.5m space, unless requested and approved otherwise.
各参加者に与えられるスペースは5x7.5mです。追加スペースの要望があり、承認された場合はこれに追加されます。

- B.1.** Request for additional space. If you have a sea container or large service vehicle, please include the dimensions
追加スペースの要望。海上輸送コンテナや大型のサービス車両を持ち込まれる場合は、その大きさを明記してください。

| | |
|------------------------|--|
| Size required 広さの要望 | |
|------------------------|--|

- B.2.** I would like to request to have adjacent service area with another competitor, to share equipment and crew.
他の参加者と機材やクルーを共有するため、サービスエリアの隣接を希望します。

| | |
|---|--|
| Name of the crew(s) to be shared 他のクルー（複数）の名前 | |
|---|--|

- B.3.** I would like to register for flexi-service with the following team / crew
他のチームやクルーとともにフレキシサービスに登録します。

| Team names and driver names to share the same flexi-service facility | |
|--|---|
| Team name / Driver's name (#1) / | Team name / Driver's name (#2) / |

If you wish to order extra equipment for the Service Park, please provide details in Section D.
サービスパークへ追加の機材を注文したい方は、セクションDにご記入ください。

C. Vehicle Importation / 車両の輸入

Please refer to Section 8 of Rally Guide 1 for more information about importing vehicles. Document (a) will be issued based on the information in the Carnet and available from the Rally Secretariat on arrival. The following vehicle information is required for Document (b) and (c). Please attach additional pages for additional vehicles.

車の輸入についての詳細は、ラリーガイド1のセクション8 をご参照ください。(a)の書類はカルネの情報に基づき発行され、到着時に大会事務局より配布されます。(b)と(c)の書類を取得するためには、下記に車両の詳細を記入しなければなりません。3台目からは用紙を付け足してください。

| | Vehicle 1 / 車両1 | Vehicle 2 / 車両2 |
|--------------------------------------|-----------------|-----------------|
| Vehicle Make / メーカー | | |
| Vehicle Model / 型式 | | |
| Vehicle VIN number / 車体番号 | | |
| Vehicle Type / 自動車の種類 | | |
| Vehicle Registration Number / 車両登録番号 | | |
| Vehicle Cylinder Capacity / 排気量 | | |
| Length / 車両の長さ | | |
| Width / 車幅 | | |
| Drivers Name / ドライバー名 | | |
| Drivers Date of Birth / ドライバーの生年月日 | | |

D.Request for Additional Materials / 物品その他の注文

| Service Park / サービスパーク | Start Date 開始日 | Finish Date 終了日 | Qty 数量 | Price (JPY) 価格 (円) | Subtotal 小計 |
|---|-------------------|--------------------|-----------|-----------------------|----------------|
| Extra-large rubbish bins / 特大ゴミ箱 Disposal charge isn't included / 処理料別途 | | | | JPY 5,000 | |
| Disposal charge for bins / 上記用ゴミ処分料 (Industrial waste / 産業廃棄物) | | | | JPY 32,000 | |
| <p>It is encouraged to take your waste away with you. Organizer will collect only segregated wastes packed in appropriate waste bags shown below, or industrial waste stored in the extra-large rubbish bins above. ゴミは基本的にお持ち帰り下さい。大会側では上記の特大ゴミ箱または下記の専用ごみ袋に入れた“分別された”ゴミのみを回収致します。</p> | | | | | |
| Waste bags / ゴミ袋 (For Burnable waste / 燃やすゴミ) | | | | JPY 350 / 40Litter | |
| Waste bags / ゴミ袋 (For Non-burnable waste / 燃やさないゴミ) | | | | JPY 350 / 40Litter | |
| Waste bags / ゴミ袋 (Recyclable waste / 資源ゴミ) | | | | JPY 200 / 40Litter | |
| Waste bags / ゴミ袋 (Plastic waste / プラスチックゴミ) | | | | JPY 600 / 40Litter | |
| Tent / テント (3.6x5.4m) (Delivery charge is included / 運送料金含む) | | | | JPY 37,000 | |
| Prefabricated house / プレハブ (7.2mx2.3m) (Delivery charge is included / 運送料金含む) | | | | JPY 62,000 | |
| Steel plate for ground / 敷鉄板 1.5 x 6m (Delivery charge is included / 運送料金含む) | | | | JPY 16,000 | |
| Table / テーブル | | | | JPY 1,400 | |
| Chair / 椅子 | | | | JPY 600 | |
| Power Generator / 発電機 10kVA 100V (Delivery charge is included / 運送料金含む) | | | | JPY 46,000 | |
| Power Generator / 発電機 2kVA 100V (Delivery charge is included / 運送料金含む) | | | | JPY 21,000 | |
| Additional service space (5×7.5m) (Only in Kita Aikoku Service Park) / 追加スペース (北愛国のみ) | | | | JPY 31,000 | |

ETC & Tracking system Rental / ETC & トラッキングシステム レンタル

| | | | | | |
|---|---|--|--|------------|--|
| ETC Rental / ETCレンタル (Toll for Expressway included / 高速料金含む) | *Overseas registration rally car only September 12th | | | JPY 13,000 | |
| Antenna kit for RallySafe tracking Unit Rental / トラッキングシステム アンテナキット レンタル | September 12th | | | JPY 3,000 | |

Installation and use of the RallySafe Tracking System is mandatory in this event.

If you do not have its antenna kit, you will have to either buy or rent one.

本大会においてトラッキングシステムは必ず取り付けが必要です。

トラッキングシステムアンテナキットをお持ちでない方は、必ずレンタルまたは購入しなければなりません。

| | |
|--------------------|-----|
| Page total / ページ合計 | JPY |
|--------------------|-----|

| Documents / 書類 | Start Date 開始日 | Finish Date 終了日 | Qty 数量 | Price (JPY) 価格 (円) | Subtotal 小計 |
|----------------------------|-------------------|--------------------|-----------|-----------------------|----------------|
| Road Book / ロードブック | | | | JPY 7,000 | |
| Official Program / 公式プログラム | | | | JPY 1,000 | |
| Route Map / ルートマップ | | | | JPY 800 | |

Passes / パス

| | | | | | |
|-----------------------------------|--|--|--|------------|--|
| Auxiliary Vehicle Pass 補助車両通行証 | | | | JPY 10,000 | |
| Team guest pass チームゲストパス | | | | JPY 10,000 | |
| Service crew pass サービスクルーパス | | | | JPY 6,000 | |

Insurance / 保険

| | | | | | |
|--|-------------------|-------------------|--|----------------------------|--|
| Jibaiseki (refer to 8.2(b)) 自賠責 | | | | approx (約) JPY 6,500 | |
| 'Rally car' insurance ラリー保険(第三者賠償保険) | September 14th | September 16th | | JPY 20,000 or above *1 | |
| Personal accident insurance 1Week 個人傷害保険(1週間) | September 10th | September 16th | | JPY 550 /person (1名につき) | |

*1 Varies depending on the cylinder capacity / 気筒容積により異なる

| | |
|---------------------------------|-----|
| Page total / ページ合計 | JPY |
| Grand Total(page3-4) / 総計(p3-4) | JPY |

E. Time for Scrutineering / 公式車検の時刻の申請

Please give your top 3 preferences of day and time for Scrutineering (e.g. 13 Thursday 1700hrs)

NOTE: Each of the 3 preferences must have at least 1 hour gap with the other two.

希望の日と時刻を第3希望まで記入してください。(例: 13日木曜日 17時00分)

※同日で複数希望の場合、希望時間は最低1時間の間隔でご記入ください(例: 第一希望15時 第二希望16時・・・)

| | | | |
|-----------------------|----|----|----|
| Scrutineering 公式車検 | 1. | 2. | 3. |
|-----------------------|----|----|----|

無線局諸元調書 / Radio Unit / Frequency License Application

| 用途 user | 使用形態 voice or data | 電波形式 type of freq | 局数 number of units | 空中線電力 Power output | 使用希望周波数(Mhz) Desired radio frequency | 必要最小周波数(Mhz) Lowest radio frequency | 発振可能周波数(Mhz) Frequency range which can be cent | 調整可能周波数範囲(Khz) Frequency range which can be adjusted | 周波数帯幅 band width | 製造者及び製造番号 Manufacture, serial nonumber | 備考欄 Notes |
|------------|-----------------------|----------------------|-----------------------|-----------------------|---|--|---|---|---------------------|---|--------------|
| car-1 | | | | | | | to | ± Khz | | | |
| car-2 | | | | | | | to | ± Khz | | | |
| crew-1 | | | | | | | to | ± Khz | | | |
| crew-1 | | | | | | | to | ± Khz | | | |
| repeater 1 | | | | | | | to | ± Khz | | | |
| repeater 2 | | | | | | | to | ± Khz | | | |

- 日本国内で使用するすべての無線局について記入すること（無線局免許を取得せずに持ち込み運用すると法令により処罰されます）。
It is compulsory to apply for a temporary radio frequency license if you wish to use a radio in Japan. Please register every radio frequency that you wish to use in Japan.
The penalties for not registering are severe.
- それぞれの無線機について備考欄に使用目的（医療、タイヤマン、エンジン等）を記入してください。
Please write the purpose for which you are using the radio in the Notes column.