

# RALLY GUIDE 1



**20-22 Sep. 2019**

# Rally Hokkaido



**JSR**  
JAPAN SUPER RALLY



This document has no regulatory power, except if referred to specifically in the Supplementary Regulations or a Bulletin and therefore should be used as a guide only. For regulations, please refer to the International Sporting Code, the FIA Regional Rally Sporting Regulations, JAF National Sporting Regulations and the event Supplementary Regulations and any Bulletin that may be issued.

## Rally Hokkaido Organising Committee

## ATTENTION!

Crews, team members, media personnel and all the related people must observe local traffic laws and regulations in Japan, according to the 2017 FIA Regional Rally Sporting Regulations. Penalty against violations of traffic regulations will be strictly applied.

There are some road rules in Japan that differ from international standards, but that will be strictly enforced. In particular:



Stop Sign

Road signs generally comply with the international system, with the exception of stop signs which are an inverted triangular shape (similar to 'Give Way' signs in other countries).

All cars must stop at EVERY railway crossing and watch for trains, before proceeding.

Don't exceed the speed limit which is 40km/h in built up areas, unless otherwise indicated, and 60km/h elsewhere. Speed limits on expressways are 70km/h.

Also, international visitors should be aware that a valid Japanese license or International Driving Permit is required for driving on public roads. International Driving Permits MUST be issued under the 1949 Geneva Traffic Convention and this should be stated on the front of the document. Please contact the organisers if you are unable to obtain such a license. German, French, Swiss, Italian, Belgian or Taiwanese driving license holders may request a translation of their license from JAF(ASN). The combination of this translation and your driving license is valid as an alternative to the 'Geneva Convention' International Driving Permit. Except the above driving license holders will be required to switch your license to Japanese one (Gaimen Kirikae).

The detail of Gaimen Kirikae can be found in the JAF's website below:

<http://www.jaf.or.jp/e/switch.htm>

See article 8 for more detail.

## Table of Contents

<b>1 Introduction / Welcome</b>	<b>4</b>	<b>12 Reconnaissance / GPS Tracking / ETC</b>	<b>21</b>
1.1 Introduction from Chairman of the Organising Committee	4	12.1 Reconnaissance schedule	21
1.2 Event overview	5	12.2 GPS Tracking	21
1.3 Information about Tokachi, Japan	6	12.3 ETC	23
<b>2 Contact details</b>	<b>7</b>	<b>13 Scrutineering, sealing and marking</b>	<b>24</b>
2.1 Permanent contact details	7	13.1 Scrutineering venue and schedule	24
2.2 Location of Rally HQ and SP	7	13.2 Post event scrutineering	24
2.3 Media contact details	7	<b>14 Shakedown</b>	<b>24</b>
2.4 List of key officials	8	<b>15 Start procedure</b>	<b>24</b>
<b>3 Programme and critical deadlines</b>	<b>9</b>	<b>16 Finish procedure</b>	<b>24</b>
3.1 Schedule before the rally week	9	<b>17 PR activities</b>	<b>25</b>
3.2 Schedule during the rally week	9	17.1 Welcome Party	25
<b>4 Entry details</b>	<b>11</b>	17.2 Pre-event media conference	25
4.1 Titles for which the rally counts	11	17.3 Rally show	25
4.2 Criteria for acceptance of entries	11	17.4 Photo session	25
4.3 List of entry fees	11	17.5 Opening ceremony and Ceremonial start	25
4.4 Entry package	12	17.6 Rally park	25
4.5 Additional material	12	17.7 Ceremonial Finish	25
4.6 Required registration for Japan Super Rally Series	12	<b>18 Media</b>	<b>26</b>
<b>5 Service Park</b>	<b>13</b>	18.1 Media contacts before the event	26
5.1 General Information	13	18.2 Accreditation procedure / criteria and deadline	26
5.2 Waste disposal at the Service Park	13	18.3 Media briefing	26
<b>6 Two way radio</b>	<b>13</b>	<b>19 Plates</b>	<b>26</b>
6.1 Application procedure	13	<b>20 Medical and Safety service</b>	<b>27</b>
<b>7 Fuel / Tyres</b>	<b>14</b>	20.1 Emergency Service	27
7.1 Fuel	14	20.2 Towing service / Car transporters	27
7.2 Tyres	14	20.3 Pharmacies	27
<b>8 Import of vehicles and spare parts</b>	<b>14</b>	20.4 Dental clinic	27
8.1 National laws / customs clearance	14	<b>21 List of useful facts and services</b>	<b>28</b>
8.2 Vehicle registration	15	21.1 Fast Facts	28
8.3 The conditions for driving in Japan	15	21.2 Telephones	29
8.4 Difference of rules of the road	17	21.3 Driving and Drivers licenses	30
<b>9 Helicopter</b>	<b>19</b>	21.4 Banks, Credit cards and Cash	30
<b>10 Hospitality arrangements</b>	<b>19</b>	21.5 Travel to Obihiro	31
<b>11 Hotel / accommodation reservation</b>	<b>20</b>	21.6 Business Directory	32

## Appendices 35

### Appendix A: Itinerary 35

A.1 Itinerary	36
A.2 Itinerary compared with previous year	39
A.3 Reconnaissance Schedule	40

### Appendix B: Maps 41

B.1 Route Map	41
B.2 Map of Obihiro City	42

### Appendix C: Drawings & Layouts 44

C.1 Kita Aikoku Service Park layout	44
C.2 Rikubetsu Service layout	45

### Appendix D: Forms 46

D.1 Accommodation Booking form	46
D.2 Entry Booklet	47
D.3 Radio Unit / Frequency License Application	51



## 1 Introduction / Event overview

### 1.1 Introduction from the Chairman of the Organising Committee

Rally fans, competitors, and everyone concerned, we welcome you all to the Rally Hokkaido.

I am pleased to announce that we will host Rally Hokkaido here again in the Tokachi region, Hokkaido, as the 7th round of the 2019 FIA Asia Pacific Rally Championship and the 8th round of the 2019 JAF Japanese Rally Championship. Also, in order to encourage more rally cars to participate international event and promote global standard rallying, we will also host a round of the "Japan Super Rally Series" as a part of this rally.

Last year, he hosted this event shortly after the huge disaster, "Hokkaido Eastern Iburi earthquake". We faced very difficult decision to make - whether we should go ahead and hold the event as previously planned, or we should call it off, with sensitivity to the local victims. But after we learned that the damage Tokachi subregion, the venue of the rally, received not severe, and the fact essential infrastructure including electricity was restored, except for logistics, which was still in the middle of recovery, and also hearing strong requests from the local government and citizens, we decided to hold the event in order to send a message of "Hokkaido is alright and well" to nationwide.

However, there were still a lot of issues that we need to overcome, and it was not possible without kind support and cooperation by the local citizens of the rally venue. I should also note that more than 38,000 spectators joined us at the various rally venues. I sincerely appreciate all the spectators who visited our sites, as well as all the people who supported the event.

Since its inaugural event in 2002, Rally Hokkaido has consistently been held in Tokachi sub-region. This year we will have its 18th anniversary, thanks to kind cooperation and assistance of the people of this region.

Once again, with kind support from the people in this region, we will complete the preparation and welcome you all in September.

The service park will be established at the "Kita Aikoku Community Square" in Obihiro and "Rikubetsu Off-road Circuit", the same location as past year's events, and Rally HQ will be established in the administration building next to the "Meiji Tokachi Oval", one of the nation's largest in-door ice-skating rink, the same location as previous years. Also, Rally Park will be hosted in the Roadside Stations in Ashoro Town and Honbetsu Town, the same locations as the last year's event. We will introduce a lot of enjoyable contents for visitors and spectators, such as photo contest, which gained a lot of popularity last year. We will make Rally Hokkaido enjoyable event not only for competitors and rally fans but also for everyone, so please look forward to having great excitement with us.

Lastly, we would like you to know that we have been hosting events with core focus in "fun in motorsports and fun in driving". In the recent years automotive industry has started to appeal the charm of sport cars to the consumers and we see glimmer of hope in the motorsports and its surrounding environments. We will not miss this opportunity and contribute furthermore to the progression of motorsports with even more effort. We appreciate your kind and continuous support for the Rally Hokkaido.



田畑邦博

Kunihiro TABATA  
Chairman, Organising Committee

## 1.2 Event overview

It is the 18th time for the FIA Asia Pacific Rally Championship round to be held in Japan since its inaugural event in 2002. In 2003 it became the candidate round of the World Rally Championship. In 2004 it was run in conjunction with Rally Japan. However, from 2005 the two events have been run separately and the APRC event was renamed into Rally Hokkaido. Since then, the rally had been held as the one of the only FIA championship rally event incorporated with a JAF Japanese Rally Championship event until last year (in 2019, Montre 2019 is held as an FIA Asia Cup event as well as JRC).

This year the rally will be held from September 20th to 22nd, 2019. The weather of the latter half of September is usually typical early autumn one with some chances of rain. The average temperature of September in this region is 16 °C, and daylight length is around 12 hours, starting with sunrise around 0510hrs.

The itinerary of this rally covers well-known land of Tokachi. This year, spectator viewing points will be set in SSS Sammy SATSUNAI, which will be held right after the rally start on the Friday, and RIKUBETSU LONG and SSS Sammy SATSUNAI stages on the Saturday. On the Sunday, JRC competitors will drive OTOFUKE REVERSE, NEW HONBETSU and PAWSE KAMUY stages only once, while SSS Sammy SATSUNAI will be driven by those JRC cars only.

The Rally HQ and Media Centre will be established in the same building used last year, the Administration Building, standing next to Meiji Hokkaido Tokachi Oval skating link in Obihiro city, Service park, too, is established in the same location as last year - Kitaaikoku Community Square. This is the place which hosted Service Park for the WRC Rally Japan. Service will also be provided at RIKUBETSU in Leg1B just like last year.

Past winners of the event are as follows:

<div>    </div>					
Year	Entrant	Driver	Co-driver	Vehicle	Gp/Cl
2018	CUSCO RACING (JAPAN)	Yuya SUMIYAMA (Japan)	Takahiro YASUI (Japan)	Skoda Fabia R5	RC2/ R5
2017	Team MRF (Australia)	Gaurav GILL (India)	Stephane PREVOT (Belgium)	Skoda Fabia R5	RC2/ R5
2016	Team MRF (Australia)	Gaurav GILL (India)	Stephane PREVOT (Belgium)	Skoda Fabia R5	RC2/ R5
2015	Team MRF (Australia)	Pontus TUDEMAND (Sweden)	Emil AXELSSON (Sweden)	Skoda Fabia S2000	RC2/ S2000
2014	Team MRF (Australia)	Jan KOPECKY (Czech Republic)	Pavel DRESLER (Czech Republic)	Skoda Fabia S2000	RC2/ S2000
2013	Team MRF (Australia)	Gaurav GILL (India)	Glenn MACNEALL (New Zealand)	Skoda Fabia S2000	S2000
2012	Team Arai (Japan)	Toshihiro ARAI (Japan)	Dale Jay MOSCATT (Australia)	Subaru Impreza WRX STi 4Door	R4
2011	Subaru Team Arai (Japan)	Toshihiro ARAI (Japan)	McLoughlin ANTHONY (Australia)	Subaru Impreza WRX STi	R4
2010	Subaru Team Arai (Japan)	Toshihiro ARAI (Japan)	Daniel BARRITT (Great Britain)	Subaru Impreza WRX STi	N4
2009	Motor Image Rally Team (Singapore)	Cody CROCKER (Australia)	Ben ATKINSON (Australia)	Subaru Impreza WRX STi	N4

## 1.3 Information about Tokachi, Japan

Hokkaido is the northernmost island of Japan, with population of 5.6 million people. Its population density is 67 per square km, and when compared to the national average of 342 or Tokyo's figure of 5629, it is sparsely populated. The island is rich in green nature, with vast areas of forest, mountains and agricultural land.

It is located around the same latitude as northern part of Italy as well as France. However, its climate is affected by the south flowing current of the Pacific Ocean, which brings long and cold winters. Japan is a country where many typhoons hit during summer, but Hokkaido is least affected area among all the regions of Japan. However, in the recent years, more typhoons hit Hokkaido than before, probably due to global warming, and one of them left tremendous damage in 2016.

In appearance the Tokachi countryside is similar to some of the northern states of the US, and some people say special stages in Tokachi are somewhere similar to the ones in Wales. It is relatively flat and mostly agricultural. A mountain range running north / south divides the island and another mountain range runs from the middle range to the west and these two ranges protect Tokachi from the weather. The rally roads are in the flat Tokachi basin and some head into the foothills of the mountain ranges, but the route is not mountainous.

Hokkaido has been recently settled by the ethnic Japanese, who came up from the mainland Japan (Honshu) approximately 200 years ago. Prior to that, only native people called Ainu, who originally came from Siberia down through Kamchatka Peninsula, lived there. Some of the special stages of Rally Hokkaido are named after words of Ainu language.

Obihiro, where the main Service Park is located, is a city with approximately 170,000 inhabitants. It is a modern looking city and is well serviced with hotels and restaurants because it is a regional business centre. There is a well laid-out and signposted (in English as well as Japanese) road system. All roads are named from a central point according to their direction and distance from that point. For example, the address of the popular restaurant, "Tokachi Nouen" (Tokachi Farmer's Restaurant) is West 1, South 9-6.

The local people are very enthusiastic about motor sport. International rally events have taken place since 2001. From 2004 to 2007, WRC was also held here. Also, Rally Hokkaido has always been held in this area, without relocating its home. That is why rally sport is well understood, supported and co-operated by the locals.

Maps of Obihiro are included in Appendix B.



## 2 Contact details

### 2.1 Permanent contact details email and internet addresses

Rally Hokkaido Permanent Secretariat  
Homei Building, Minami 4-9, Nangodori 19,  
Shiroishih-ku, SAPPORO, HOKKAIDO, JAPAN  
003-0022

Tel: +81-(0)11-864-2003  
Fax: +81-(0)11-864-1182  
Email: info@rally-hokkaido.com  
Website: www.rally-hokkaido.com

### 2.2 Location of Rally HQ and Service Park

The building of Rally HQ and Media Centre is located in the next to Meiji Hokkaido Tokachi Oval skating link, which was built in 2009. It has been used in multiple purposes, including the role of media centre for a World Sprint Speeds Skating Championship in 2010.

Main service park will be established in Kita Aikoku Community Square in Aikoku town, and another service area will be established adjacent to Rikubetsu Circuit in Rikubetsu town. The general layout of the Kita Aikoku Service Park, Rikubetsu Service and the location of the HQ are shown in the maps in Appendix B.



### 2.3 Media contact details

Media Officer:	(Mr.) Isao KONO
Address:	Rally Hokkaido Permanent Secretariat (Media) Homei Building, Minami 4-9, Nangodori 19 Shiroishi-ku, Sapporo, HOKKAIDO 003-0022, JAPAN
Tel:	+81 (0) 11 864 2003
Fax:	+81 (0) 11 864 1182
Email:	media@rally-hokkaido.com
Web:	www.rally-hokkaido.com

Please refer to Article 18 for more details.



## 2.4 List of key officials, their functions and contact details

	<b>Kunihiro TABATA</b> Chairman, Organising Committee tabata-p@rally-hokkaido.com 011-864-2003 Lang: Japanese		<b>Ryuji MAKITA</b> Clerk of Course makita@rally-hokkaido.com 090-3117-4789 Lang: Japanese
	<b>Dmitry (Dima) KRIVTSOV</b> Deputy Clerk of Course dima@rally-hokkaido.com 090-2077-6302 Lang: Russian, English, Japanese		<b>Akira YONEZAWA</b> Chief Safety Officer safety@rally-hokkaido.com 090-3110-0896 Lang: Japanese
	<b>Kazuo ISHIKAWA</b> Chief Scrutineer scrutineer@rally-hokkaido.com 090-3111-9306 Lang: Japanese		<b>Isao KONO</b> Media Officer media@rally-hokkaido.com 011-864-2003 Lang: Japanese, English
	<b>Peter MACNEALL</b> Competitor Relations Officer cro@rally-hokkaido.com (Attn: Peter Mac) 011-864-2003 Lang: English		<b>Haruo TAKAKUWA</b> Competitor Relations Officer cro@rally-hokkaido.com 090-3243-3801 Lang: Japanese, English
	<b>Dr. Takeshi NODA</b> Chief Medical Officer info@rally-hokkaido.com 011-864-2003 Lang: Japanese		<b>Shogo NAKATA</b> Assistant Clerk of Course (Route) info@rally-hokkaido.com 011-864-2003 Lang: Japanese
	<b>Shin NAGAI</b> Assistant Clerk of Course (Result) nagai@rally-hokkaido.com 090-3119-8487 Lang: Japanese, English		<b>Yuichi NISHIO</b> Regroup Coordinator info@rally-hokkaido.com 090-9756-1911 Lang: Japanese
	<b>Noriyuki SAKAI</b> Service Park Coordinator info@rally-hokkaido.com 011-864-2003 Lang: Japanese		<b>Jiro KOIKE</b> Secretary General koike@homei-gr.com 090-7510-5117 Lang: Japanese
	<b>Tomio OHASHI</b> Assistant Secretary General info@rally-hokkaido.com 090-3117-3671 Lang: Japanese		<b>Mieko NIINO</b> Event Secretary niino@rally-hokkaido.com 011-864-2003 Lang: Japanese, English
	<b>Kiyoharu MIKAMI</b> Event Secretary mikami@rally-hokkaido.com 090-3112-2095 Lang: Japanese		<b>Hiromi TABATA</b> Event Secretary hiromi@homei-gr.com 011-864-2003 Lang: Japanese

## 3 Programme and critical deadlines

### 3.1 Schedule before the rally week

#### Thursday 20 June

1800hrs Closing date for application of the usage of two-way radio Permanent Secretariat

#### Saturday 22 June

1000hrs Publication of Supplementary Regulations [www.rally-hokkaido.com](http://www.rally-hokkaido.com)

#### Tuesday 23 July

1000hrs Opening date for entries Permanent Secretariat

1000hrs Opening date for applications for media accreditation Permanent Secretariat

1800hrs Deadline for helicopter registrations Permanent Secretariat

#### Friay 23 August

1000hrs Publication of Rally Guide 2 [www.rally-hokkaido.com](http://www.rally-hokkaido.com)

1800hrs Closing date for entries Permanent Secretariat

1800hrs Deadline for ordering extra material or equipment Permanent Secretariat

1800hrs Closing date for co-driver details Permanent Secretariat

1800hrs Deadline for registering for flexi-service Permanent Secretariat

1800hrs Closing date for media accreditation applications Permanent Secretariat

#### Thursday 5 September

1000hrs Publication of seeded entry list [www.rally-hokkaido.com](http://www.rally-hokkaido.com)

#### Monday 9 September

1800hrs Publication of Service Park layout and service bay allocations [www.rally-hokkaido.com](http://www.rally-hokkaido.com)

#### Sunday 15 September

1000hrs Publication of Road Books and Route Map Permanent Secretariat

### 3.2 Schedule during the rally week

#### Monday 16 September

0900hrs Service Park open for competitor bump-in, and delivery of sea containers Kita Aikoku Service Park

#### Wednesday 18 September

0900hrs Rally Headquarters opens Rally HQ (See 2.2)

0900 - 1900hrs Opening hours of Rally HQ Rally HQ

0900hrs Establishment of Official Notice Board Rally HQ

0900hrs Publication of Scrutineering Schedule Official Notice Board

1300 - 1900hrs Registration for reconnaissance, service vehicle registration, Rally HQ

collection of material for competitors, administrative checks.  
(Both APRC & National competitors)

1300 - 1900hrs Media Centre opens Media Centre (See 2.2)

1300hrs Media Accreditation commences Media Centre

## Thursday 19 September

0800 - 1900hrs	Opening hours of Rally HQ	Rally HQ
0800 - 1900hrs	Opening hours of Media Centre	Media Centre
0830 - 1800hrs	Reconnaissance	See Recce Schedule
1300 - 1900hrs	Scrutineering, marking and sealing of components	Super Pit Chu-oh Ten
1930hrs	Welcome party	Kita Aikoku Service Park

## Friday 20 September

0600 - 2200hrs	Opening hours of Rally HQ	Rally HQ
0630 - 2200hrs	Opening hours of Media Centre	Media Centre
0630 - 1130hrs	Reconnaissance	See Recce Schedule
0830 - 1230hrs	Scrutineering, marking and sealing of components	Super Pit Chu-oh Ten
1200 - 1300hrs	Shakedown	SSS Sammy SATSUNAI
1330hrs	First Stewards meeting	Stewards meeting room
1430hrs	Pre-rally media conference	Media Centre
1500hrs	Media briefing	Media Centre
1500hrs	Publication of Start List for Leg 1	Official Notice Board
1545hrs	Rally Show	Kita Aikoku Service Park
1645hrs	Ceremonial Start	Kita Aikoku Service Park
1737hrs	Start of Leg 1A	Kita Aikoku Service Park

## Saturday 21 September

0530 - 2100hrs	Opening hours of Rally HQ	Rally HQ
0600hrs	Start of Leg 1B	Kita Aikoku Service Park
0830 - 2100hrs	Opening hours of Media Centre	Media Centre
2000hrs	Publication of Start List for Leg 2	Official Notice Board

## Sunday 22 September

0430 - 2000hrs	Opening hours of Rally HQ	Rally HQ
0500hrs	Start of Leg 2	Kita Aikoku Service Park
0730 - 2000hrs	Opening hours of Media Centre	Media Centre
1726hrs	Finish Ceremony	Kita Aikoku Service Park
1800hrs	Post-event scrutineering	Super Pit Chu-oh Ten
1900hrs(estimated)	Publication of provisional classifications	Official Notice Board
2000hrs	Closure of Media Centre	Media Centre

## Monday 23 September

0900 - 1200hrs	Opening hours of Rally HQ	Rally HQ
1000hrs	Issuance of Results CD	Rally HQ
1200hrs	Closure of Rally HQ	Rally HQ

## 4 Entry Details

### 4.1 Titles for which the rally counts

#### 4.1.1 FIA titles

FIA APRC Asia Rally Cup for Drivers and Co-Drivers

Qualifying rally for the following titles

- FIA Asia-Pacific Rally Championship for Drivers and Co-Drivers
- FIA Junior APRC Championship for Drivers
- FIA APRC 2 Championship for Drivers and Co-Drivers
- FIA APRC 3 Championship for Drivers and Co-Drivers
- FIA Asia-Pacific Rally Championship for Manufacturers
- FIA APRC Nations Trophy
- FIA APRC Teams Trophy

#### 4.1.2 ASN Titles applicable for this rally

2019 JAF Japanese Rally Championship

#### 4.1.3 Japan Motorsport Association titles

2019 Japan Super Rally Series

### 4.2 Criteria for acceptance of entries

Competitors, drivers and co-drivers are required to possess appropriate international competition license issued by respected countries. Holders of such licenses issued overseas are required to have letter of permission by the ASN of the country, or obtain their approved seal on the entry form.

Maximum number of entries accepted (APRC and JAF Japanese Rally Championship combined) is 90 cars, and in case if number of entries exceeds it, the organiser holds right to select the cars to compete the rally. Competitors registered to APRC and Asia Cup are guaranteed for entry, regardless the condition above.

Even if the competitor and its driver is the same person, "competitor license" is required in addition to the driver's competition license (except for Japanese Rally Championship entrants).

### 4.3 List of entry fees (payment of entry fees)

<b>APRC Asia Cup competitors</b>	
With the Organisers' optional advertising	JPY280,000
Without the Organisers' optional advertising	JPY380,000
<b>JSR Registration Fee</b>	
Applicable for the teams wishing to register for JSR	+JPY20,000
<b>Japanese Rally Championship</b>	
JRC Competitors (except for Open Class)	JPY250,000
JRC Competitors (Open Class only)	JPY210,000

The above entry fee does not include rental fee for Antenna kit of the RallySafe tracking system. If you need Antenna kit please purchase with the Entry Booklet (Appendix:D2).

For other items included in the entry fee please refer to the "4.4 Entry Package".

Entry fees and fuel payment are payable only by bank transfer to:

Bank name:	Hokkaido Bank	Account Number:	1064661
Branch:	Ryutsu Centre Mae	Swift Code:	HKDBJPJT
Account Name:	RALLY HOKKAIDO		



## 4.4 Entry package

The entry fee includes the followings :

Item	APRC and/or Asia Cup registered competitors	Other APRC or Asia Cup competitors	JRC competitors
Rally Guide 1 / ラリーガイド1	Available at event website	Available at event website	Available at event website
Supplementary Regulations / 特別規則書	Available at event website	Available at event website	Available at event website
Rally Guide 2 / ラリーガイド2	Available at event website	Available at event website	Available at event website
Road Books / ロードブック	2	1	1
Route Map / ルートマップ	2	1	1
Official Programme / 公式プログラム	4	1	1
Results CD / リザルトCD	1	1	1
Competitor credential passes / 競技者パス	2	2	2
Service credential passes / サービスクルーパス	8	4	4
Guest credential passes / ゲストパス	4	—	—
Service vehicle passes / サービス車両通行証	2	2	2
Auxiliary vehicle passes / 補助車両通行証	1	—	—
Service space (Kita Aikoku Service Park) / サービスパークスペース (北愛国サービスパーク)	15x10m	7.5x5m	7.5x5m
WÜRTH Drivers Kit / ウルト ドライバーズキット	1	1	—
WÜRTH Mini Drivers Kit / ウルト ミニドライバーズキット	—	—	1



Part of the Würth Driver's Kit.  
(Contents may change.)

Hotel accommodations are not included in the entry package, and to be arranged by the competitors themselves. Please refer to "11. Hotel / accommodation reservation" for tips in finding hotels.

## 4.5 Additional material

Additional materials and/or passes can be ordered with the entry booklet (Appendix D2) to the rally secretariat.

## 4.6 Registration Procedure for Japan Super Rally Series

Competitors registering for APRC class who also wishes to register for Japan Super Rally (JSR) series, which consists of 4 events all taking place in Japan, should complete the JSR registration field of the entry form and submit with the entry fee, with JPY20,000 additional JSR registration fee.

(Registration for JSR is available for competitors in APRC class only)

2 x JSR Lounge Access Passes will be provided to each teams registered to JSR. Those passes allow pass holders to enter the JSR lounge, to be established in the Kita Aikoku Service Park.

## 5 Service Park

### 5.1 General Information

There are two service parks in this event. One is at Kita Aikoku Community Square in Aikoku, Obihiro city, and the other is adjacent to Rikubetsu Circuit in Rikubetsu town. The surface of Kita Aikoku Service Park is combination of gravel and tarmac while the surface of Rikubetsu service is gravel.

Central service park (Kita Aikoku) will be opened for competitors from Monday 16 September 0900hrs, and will be managed by the Organiser from Thursday 19 September.

Competitors may bring and park their service vehicles and auxiliary vehicles within their designated areas in the Kita Aikoku main service park. Other vehicles must be parked in the parking area adjacent to the service park. Two service vehicle plates will be issued per competitor. Extra auxiliary vehicle plates can be ordered for JPY10,000 per vehicle.

All crews competing in APRC, Asia Cup and JRC will be eligible for flexi-service. To register for flexi-service, Section B.3 of the Entry Booklet (Appendix D) must be completed and returned to the Rally Secretariat by Friday 23 August.

### 5.2 Waste disposal at the Service Park

There will be no public waste bins available at Kita Aikoku Service Park. Please take your waste materials away with you, and do not leave them behind.

However, exceptions are applied for extra-large waste bins to be ordered with the Entry Form. This waste bin is for industrial waste materials. Burnable and non-burnable wastes need to be separated and packed in appropriate waste bags accordingly.

Paid disposal processing service is available for wastes you cannot take away with you. In order to use it you need to purchase designated plastic bags through the organiser. Wastes which are properly segregated, separated and packed in the designated bags will be collected for disposal at each team's designated service areas in Monday afternoon, and any wastes other than those will NOT be collected. The special waste bags can be ordered with the Entry Form. Please note extra charge will be applied for wastes which are not properly segregated, even if they are packed in the designated bag. Instructions on the segregation will be provided together with the waste bags.

There will be no waste bins in Rikubetsu Service area, and please make sure you bring all the wastes back with you.

## 6 Two-way radio

### 6.1 Application procedure

The use of two-way radios is strictly controlled in Japan. Those wishing to use two-way radio communication equipment should complete the relevant section of the Entry Booklet in Appendix D, with details of the frequency, model number and transmission output of the radio. This must be returned to the Rally Secretariat at least three months prior to the rally (which is, by 20th June). Some two-way radios may not be used in Japan depending on frequency and transmitting output.

Contact: Akira YONEZAWA (Mr.)  
Tel: +81(0)11 864 2003  
Fax: +81(0)11 864 1182  
Email: yonezawa@rally-hokkaido.com

## 7 Fuel / Tyres

### 7.1 Fuel

The permissible lead content of fuel allowed in Japan is 0 g/litre based on the JIS K2255 examination procedure.

#### 7.1.1 Ordering procedure

Fuel shall comply with Appendix J Article 252.9. Competitors are required to make their own arrangements for supply and transportation of the fuel to the locations advised by the Organiser. Competitors are also required to confirm the organiser of the procedure for the order and transportation.

Instead of remote refuel zones established in the previous years, we are planning to introduce refuels by pump fuel, where the crews visit commercial filling (gas) stations designated by the organizer and marked in the road book(s), and refuel their car under the supervision by rally officials on site. Payment is to be made by the crew directly to the filling station upon refueling. Teams wishing to use FIA fuels must bring the fuel to those locations by themselves for their own refueling.

### 7.2 Tyres

There is no limit on the quantity of tyres that may be used for APRC competitors.  
Tyre quantity limitation for JRC competitors will be shown in the Supplementary Regulations of the event.  
Tyres of JRC competitors will be marked.

## 8 Import of vehicles and spare parts

### 8.1 National laws / customs clearance

As domestic transportation cost inside Japan can be costly, the organiser recommends marine freights to be delivered to the port of Tomakomai, which is the closest port to the event venue. Customs authorities there are familiar with customs procedures for overseas team competing at Rally Hokkaido. Ground transportation of containers from Tomakomai to the service park takes about three hours.

The general principles of customs clearance are as follows:

- (1) FIA CARNET is required and mandatory for all overseas registered cars that are to be driven on the public roads in Japan (i.e. rally cars, recce cars, service vans and other cars). The FIA Carnet is to be issued by the ASN of the country the vehicle is registered to, and in order to clear the customs with FIA Carnet, a certification document which is to be issued by JAF (through the organiser) is required. The FIA carnet and the certification document serve as temporary compliance document and this should be carried within the vehicle all the time, ready to show when challenged by police and/or other authorities. Every automobile (including rally cars and every foreign registered vehicle) which is driven on public road in Japan must be covered with Jibaiseiki. (compulsory insurance)

NOTE: Cars from countries not ratified Geneva Convention (The 1949 Geneva Convention on Road Traffic) will be required to clear car examination upon arrival at Japan and also required to be registered domestically, even if such car has FIA Carnet. The examination and registration require time and payments.

\* If the user of the car is different from the person registered with Carnet, an appropriate application form for declaration must be submitted prior to the customs clearance.

- (2) ATA CARNET can be used for the followings - tools/parts/tyres (those are to be re-exported after the event), and promotional items. All of the items imported under ATA Carnet are to re-exported after the rally. Even if it is temporary, the import of Contraband goods is prohibited.
- (3) PRO FORMA INVOICE - please check with the Organisers or your freight agent on use of pro-forma invoices.

Application for special permission of import of hazardous goods such as high pressure gas cylinders and medical supplies must be submitted with required documents. You are also required to arrange import of such items by yourself.

It is recommended that anyone wishing to import vehicles and goods for Rally Hokkaido contact the official freight agent for the event:

Name:	KURIBAYASHI & Co., Ltd. Tomakomai Branch
Address:	13-16, Motonakano-cho, 2-chome, Tomakomai, 053-0005 Japan
Tel:	+81 144-32-3511
Fax:	+81 144-36-6839
Contact:	Mr. Jungo KONO: kouno@kurinet.co.jp Mr. Katsuyuki KOBAYASHI: kat-kobayashi@kurinet.co.jp

## 8.2 Vehicle regulations

Vehicles competing Rally Hokkaido must comply and observe all the relevant domestic laws and regulations such as the Road Vehicles Act and the Road Traffic Law, as well as JAF National Sporting Regulations for Vehicles (lighting devices, noise level, etc) except when Appendix J of the FIA International Sporting Code defines otherwise.

For vehicles that are not permanently registered in Japan, two documents ((a) and (b)) are required and must be carried in the vehicles at all times. (c) is optional but highly recommended for competition cars.

- (a) A translation of the Carnet, issued by JAF and distributed by the Organisers. This document serves as a temporary vehicle compliance document. For rally cars this is included in the entry fee, however for other vehicles minimal processing charge will be applied.
- (b) 'Jibaiseiki', compulsory insurance. Every automobile (including rally cars and every foreign registered vehicles, in addition to domestic cars) that drives on public road in Japan are required to be covered by it. The policy can be purchased with JPY6,500 for foreign vehicles not registered in Japan.
- (c) Rally Car Insurance (third party insurance). This is recommended for rally cars and recce cars. The insurance premium is approximately JPY20,000 or above, depending on the cylinder capacity.

The Entry Booklet in Appendix D contains a section on importing vehicles. Vehicle details are required for documents (b) and (c) above.



## 8.3 The condition for driving in Japan




















International visitors should be aware that a valid Japanese license or International Driving Permit is required for driving on public roads. Only the International Driving Permits issued under the 1949 Geneva Traffic Convention (stated as such, on the front of the document) is valid to drive in Japan. Please contact the organiser if you are unable to obtain such a license.

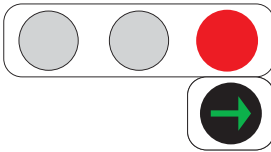
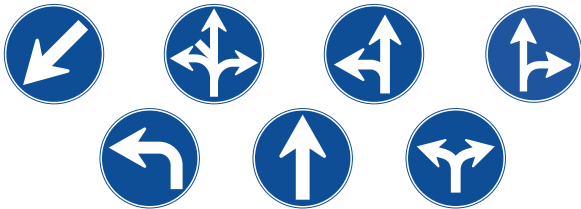

German, French, Swiss, Italian, Belgian and Taiwanese driving license holders may request a translation of their license from JAF. The combination of this translation and your original driving license is accepted as valid alternative to the 'Geneva Convention' International Driving Permit. If your driving license is not any of the above, you will be required to take practical test and obtain local license with "Gaimen Kirikae" procedure.

For the details of Gaimen Kirikae, please refer to the following website:




<http://www.jaf.or.jp/e/switch.htm>

## 8.4 Difference of rules of the road

	International regulations	Japanese regulations
<b>Stop sign</b> When the intersection has the Stop sign as shown, all cars must come to a full stop and check in all directions before crossing	 	
<b>Light signals</b>		
<b>Level-crossings with gates</b> Drivers must stop in front of a level-crossing, even if there are no stop signs, gates, half-gates or light signals giving warning of the approach of trains. They shouldn't move off again until they have ascertained that no train is approaching.	 	
<b>Other level-crossings</b>	 	
<b>Do not overtake</b> You mustn't enter the right side of the road in order to overtake another vehicle in zones that have the road sign.		
<b>Compulsory minimum speed</b>		
<b>Maximum speed limit</b> It is expressed by " km " not " miles ". Don't exceed the maximum speed limit which is posted on the road signs		
<b>Pedestrian Crossing sign</b>		

	Japanese regulations
<b>Green arrow light</b> Vehicles may proceed in the direction of the arrow.	
<b>No Right Turn, Left Turn etc.</b> Vehicles must not proceed in any direction other than that shown on the sign.	
<b>Red flashing light</b>	These are not common, but are located on some of the rural sections of road outside Sapporo and the other towns. Vehicles must stop at the stop line and make a safety check before proceeding.
<b>End of traffic regulation</b> End of regulation designated by the sign	

- ★ Drivers must watch for and give way to pedestrians as they turn onto another road.
- ★ Drivers must travel on the left hand of the road.
- ★ Drivers must indicate to pull out from a stationary position, as they are turning, to overtake traffic traveling in the same direction, to change lanes and to overtake obstacles on the side of the road.

The meaning of the center lines		
①	②	③
		
<p>Drivers mustn't change lanes where the lanes are divided by a yellow line (①). If the lanes are divided by a white line and a yellow line parallel to it, the drivers on the side of the yellow line may not cross into the other lane (②).</p> <p>Drivers are allowed to cross into the other lane for overtaking (③).</p>		

## 9 Helicopters

### 9.1 Registration procedure / information

All helicopters flying in support of the rally must be registered with the organiser. There will be a standard protocol to control rally airspace and only registered aircraft will be permitted to fly in this space. A helicopter registration fee will be charged. A schedule of landing sites and GPS locations will be available, which will include the special stages and Service Park. Attendance at the pilot's briefing is obligatory for all pilots.

Applications for helicopter registrations close at Tuesday 30 July, 1800hrs.

For more information about arrangements for Helicopters, please contact:

(Mr.) Akira YONEZAWA  
Tel: +81 11 864 2003  
Fax: +81 11 864 1182  
Email: yonezawa@rally-hokkaido.com

## 10 Hospitality arrangements

### 10.1 Contact details for person in charge of hospitality arrangements

For more information about arrangements for Corporate Hospitality, please contact :

(Ms.) Mieko NIINO  
Tel: +81 11 864 2003  
Fax: +81 11 864 1182  
Email: niino@rally-hokkaido.com



## 11 Hotel / accommodation reservation

### 11.1 Inquiry for hotel arrangements

Hotel accommodations are not included in the entry package, and thus hotel reservations are to be made by the competitors themselves. However, the organiser is happy to assist overseas teams in making hotel reservations. If your team is from outside Japan and wishing to have our assistance, please fill in the Accommodation Booking Form in Appendix D, and submit it to us by no later than 24th of August.

Contact: Mieko NIINO (Ms.)  
Email: niino@rally-hokkaido.com

#### <For Domestic Teams>

There are many hotels in and around Obihiro downtown, and you can find many of them with searching the internet with keywords such as "Obihiro" or "Tokachigawa". The following website is also a good resource for your reference. In case if you have difficulty in contacting hotels, please contact the Permanent Secretariat.

• Obihiro Hotel and Ryokan Association  
web: <http://www.obihoro-yado.com/english/index.html>

#### <Examples of hotels around JR Obihiro station>

• Route-inn Obihiro Ekimae  
8, South 3 West 11, Obihiro TEL : 0155-28-7200  
Web: <http://www.route-inn.co.jp/en/pref/hokkaido.html#obihiro>

• Tokachi Gardens Hotel  
16, West 2 South 11, Obihiro TEL : 0155-26-5555  
Web: <http://www.gardenshotel.jp/english.html>

• Hotel Tokachi-Inn  
West 3 South 10, Obihiro TEL : 0155-22-5151  
Web: <http://tokachiinn.jp/> (Japanese language only)

• APA Hotel Obihiro Ekimae (former "Obihiro Washington Hotel")  
8, West 1 South 12, Obihiro TEL : 0155-23-5111  
Web: [http://www.apahotel.com.e.ju.hp.transer.com/language/hokkaido/08\\_obihiro-ekimae.html](http://www.apahotel.com.e.ju.hp.transer.com/language/hokkaido/08_obihiro-ekimae.html)

• Hotel Nikko Northland Obihiro  
1, West 2 South 13, Obihiro TEL : 0155-24-1234  
Web: <http://www.jrhotels.co.jp/obihiro/english/>

• Premium Hotel Cabin Obihiro (former "Hotel Paco Obihiro")  
West 1 South 11, Obihiro TEL : 0155-23-8585  
Web: <http://cabin.premierhotel-group.com/obihiro/english/>

• Hotel Grand Terrace Obihiro (former "Obihiro Tokyu-Inn")  
West 1 South 11, Obihiro TEL : 0155-27-0109  
Web: <http://breezbay-group.com/hgt-obihiro/> (Japanese language only)

## 12 Reconnaissance / GPS Tracking / ETC

### 12.1 Reconnaissance schedule

Reconnaissance schedule is to be published in the Supplementary Regulations of this event.

### 12.2 GPS Tracking

#### Tracking System

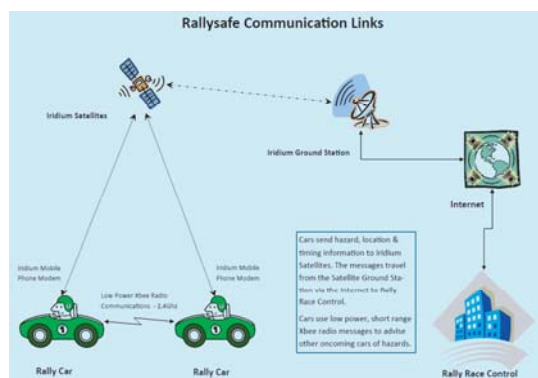
According to the FIA Regional Rally Championship Sporting Regulations Art. 65.2, it is mandatory for all the competition cars to be fitted with safety tracking system. Rally Hokkaido employs the RallySafe tracking system for safety and event operation perspective and hereby mandates all the competitors (including JRC and open-class) to install this tracking system.

#### What is the tracking system?

With Iridium satellites and low-power radio, cars with this tracking system can detect slow-down and/or halt event of cars with the same system ahead of oneself, with its monitor screen. In case if a car is stopped ahead of you, you will see the information of course is clear (OK) or emergency support required (SOS) in its monitor screen.

Please refer the website for details such as overall system functionalities and installation information.

<http://rallysafe.com.au/>



#### >Details of the RallySafe components

1, Rallysafe display unit (shown in the right photo)  
(Rental only)

2, Antenna kit (shown in the right photo)

Unlike previous years, no rental kit available any more.  
If you do not own one you are required to purchase.

Price of the antenna kit will be announced by the time of the start of entry, on the official website.

(to be ordered with Entry Booklet, or directly from RallySafe website, <https://rallysafe.com.au>)

- GPS antenna
- Mounting bracket
- Harnesses

Fitting must be performed by the competitors themselves.

Antenna kit must be fitted with the car prior to the scrutineering.

#### >Kit pickup

RallySafe antenna kit is to be ordered with Entry Booklet. The kit is to be handed to the competitors at the administrative checks on the 18th of September, and the kit must be fitted to the car, ready for the display kit to be installed prior to the scrutineering. Display unit will be rented at the time of the scrutineering.

#### >Return procedure

RallySafe display unit will be collected in front of the final Parc Ferme entry, and competitors are requested to uninstall the system and prepare for return at the final service. Please return the Display unit to the RallySafe staff, available at the final Parc Ferme entry.



In case if you are unable to return the system at the final Parc Ferme (due to retire, etc) please bring the system to the Rally Secretariat at the Rally HQ no later than 20:00 on September 22nd (Sun).

Failing this may result in your return of the unit by international-courier, with the courier cost paid by the competitor.

## Rally safe system briefing video

<http://rallysafe.com.au/competitors-tm/>

### Functionalities Overview 機能一覧

Standard Functions 標準的な機能	Detail 詳細
Transit Screen 通過スクリーン	Displayed throughout the event in transport stage 移動区間をイベント中、常に表示
Race Screen レーススクリーン	Displayed whenever vehicle is in competition 車両が競技中にある場合、表示される。
Push to Pass 追い越し警告ボタン	Warns slower forward cars that you intend to overtake 前方を行く遅い車に、追い越しの意思を示す。
Slow Car スローカー警告	Warn oncoming drivers that a vehicle ahead has reached minimum speed 前方車両がスロードダウンしていることを知らせる。
Hazard (Yellow Screen) 警告 (黄色スクリーン)	Warns oncoming drivers that a vehicle ahead is stationary and is in a hazardous position. Distance to hazard is displayed 前方の車両が危険な位置に停止している場合、そこに至るまでの距離を表示する。
OK (Green Screen) OK (緑スクリーン)	Warns oncoming drivers that a vehicle ahead is stationary but not in a hazardous position. Approaching vehicles are safe to pass at current speeds. Distance to hazard is displayed 前方車両が停止しているが、安全を阻害しない位置にある場合で、後続車両が競技スピードで通過する事が出来る時に表示される。また停止車両までの距離を表示する。
SOS (Red Screen)Flashing S O S (赤色スクリーン) 点滅	Warns oncoming drivers that a vehicle ahead is stationary, in a hazardous position and is in need of urgent assistance Distance to hazard is displayed 前方の車両が危険な位置に停止しており、緊急サポートが必要な場合で、そこに至るまでの距離を表示する。
SOS Acknowledged (Red Screen)Solid S O S 認識 (赤色スクリーン) 表示	Warns oncoming drivers that a vehicle ahead is stationary, in a hazardous position and it has been acknowledged that assistance is required. Distance to hazard is displayed 前方の車両が危険な位置に停止しており、緊急サポートの必要性が既に認識されている場合、そこに至るまでの距離を表示する。
Timing タイミング	Timing unit has the ability to time from 1 sec to .01 sec depending on event requirements. Timing to .001 is in developmentStage and race times can be viewed on screen イベントにより、1秒から0.1秒までの計測が可能。0.01秒までの計測については開発中で、レースのタイムはスクリーンで確認可能。
Additional Functions 追加機能	Detail 詳細
Stalled car on gridRace safe only ストールした車両がいる場合の、グリッド レースでの安全	Warns cars of stalled vehicle ahead and displays distance to the vehicle. Grid position can be displayed 前方でストールした車両までの距離を表示する。グリッドのポジションも表示可能。
Flag signals フラッグシグナル	Any flag signals can be displayed automatically or manually by race control. Can include Red flag or Abandon Race レースコントロールからフラッグシグナルを自動又は主導で表示させる事が可能。赤旗やレース中止なども表示できる。
Speed restrictions スピード制限	All forms of speed restrictions are displayed and logged from Restart speed post safety car to pit lane speeds etc 全ての形式のスピード制限を表示する事が出来、セーフティーカー退避後の再スタートスピードからビットレーススピードなどまで記録する事が出来る。
Max Speed 最高速度	Warns competitors that they have reached or exceeded the maximum speed allowed for the event. This notification is logged to unit and can be reviewed for infringement identification イベントで認められている速度に達したもしくは超過したコンペティターに警告する。この警告はユニットに記録され、違反検証に使用する事が出来る。
Virtual Footage 仮想記録	Virtual footage of vehicles is available 車両の仮想記録を使用する事が出来る。

## 12.3 ETC (Electronic Toll Collection system)

Unlike previous years, use of ETC unit with temporary imported vehicle with carnet is no longer permitted, thus such vehicles must proceed to manned toll booth and pay for toll either in cash or by credit card at the entry of the expressway. No signature is required for credit card payment at the toll booth. VISA, Master, American Express, Diners, JCB and NICOS cards are accepted. Competitors with cars which have permanent registration to MLIT (Ministry of Land, Infrastructure and Transportation) are advised to install ETC unit with their own responsibility, prior to the event, while cash/credit card payment is available for any vehicles without ETC.

### ● What is ETC?

ETC stands for Electronic Toll Collection system. On-board unit communicates with the system through antennas installed at toll gates of expressways, and the toll is charged to the special credit card called "ETC card", inserted in the on-board unit. As the toll collection process is automated you do not need to pay the toll at toll booth - all you need to do is to pass through the toll gate below 20km/h.

Since this will save you from stopping and restarting your car for payment, the system helps reducing noise level and air pollution, thus improving environmental condition in the surrounding area. This will also reduce the production of exhaust gas while the car is in idle during the payment transaction, contributing the improvement of global warming issue.

Please refer the following website for details of the ETC system:

<http://www.go-etc.jp/english/index.html>



## 13 Scrutineering, sealing and marking

### 13.1 Scrutineering venue and schedule

Location : Super Pit Chuoten, (West 8, South 9, Obihiro)  
Date : Thursday 19 September 2019, 13:00hrs - 19:00hrs  
Friday 20 September 2019, 08:30hrs - 12:30hrs

Competing vehicles must be presented at Scrutineering in accordance with a schedule to be published on the Official notice board on Wednesday 18 September 2019, 0900hrs

The marking of gearbox/ differentials and sealing of compressors those fitted to the car and their respective spares will take place at Scrutineering

### 13.2 Post event scrutineering

Location : Super Pit Chuoten, (West 8, South 9, Obihiro)  
Date : Sunday 22 September 2019, 18:00hrs -

## 14 Shakedown

Shakedown is to be conducted at SSS Sammy SATSUNAI which is located in adjacent to the Kita Aikoku Service Park.

All the APRC and Asia Cup registered crews, and the ones nominated by the Organiser are required to participate in the shakedown. Details are as follows:

Location : SSS Sammy SATSUNAI, (3.24km from Kita-Aikoku Service Park)  
Stage distance : 1.47km  
Date : Friday 20 September 2019, 12:00hrs - 13:00hrs

## 15 Start produre

Prior to the start of the competition element of the rally, Rally Show and photo sessions, followed by the Ceremonial Start, will be conducted at the Kita Aikoku Service Park.

For details, please refer to the Rally Guide 2.

## 16 Finish produre

Procedure of the Ceremonial Finish will be published in the Rally Guide 2.



## 17 PR activities

### 17.1 Welcome Party

Date : Thursday 19 September 2019 19:30-  
Venue : Kita-Aikoku Service Park  
Description : Stand-up dinner party hosted by the International Rally Support Association.  
Attendees : Crews, Team members, Guests and Competition officials.

### 17.2 Pre-event media conference

Date : Friday 20 September 2019 14:30-  
Venue : Media centre  
Description : Interview session for APRC top crews and JRC top crews.  
Attendees : Restricted to accredited media. Crews and Team members may be allowed if capacity of the venue allows.

### 17.3 Rally show

Date : Friday 20 September 2019 15:45- 16:20  
Venue : Kita-Aikoku Service Park  
Description : Rally cars on display along the main road, with autograph sessions by crews.  
Attendees : No restrictions. Open for public till 16:20.

### 17.4 Photo session

Date : Friday 20 September 2019 16:25- 16:35  
Venue : Kita-Aikoku Service Park  
Description : Commemorative photo of the event with all the drivers and co-drivers.

### 17.5 Opening ceremony and Ceremonial start

Date : Friday 20 September, Opening ceremony from 16:45- / Ceremonial start from 17:00-  
Venue : Kita-Aikoku Service Park  
Description : Podium presentation.  
Attendees : Spectators admitted (from the viewing area around the podium).

### 17.6 Rally park

Date : Honbetsu: Saturday 21 September 2019 / From 14:00- (estimated)  
Ashoro: Sunday 22 September 2019 / From 07:30- (estimated)  
Venue : Michi-no-eki "Stella Honbetsu", Honbetsu-cho / Michi-no-eki "Ginga Hall 21", Ashoro-cho  
Description : Spectators cheer-up crews driving past them. Unofficial results will be provided not only to the crews but to the spectators.  
Attendees : Open to public (No restriction applied).

### 17.7 Ceremonial Finish

Date : Sunday 22 September 2019 17:26-  
Venue : Kita-Aikoku Service Park  
Description : Podium finish, award giving ceremony and interview with the top three finishing drivers and co-drivers.  
Attendees : Spectators admitted (from the viewing area around the podium)

## 18 Media

### 18.1 Contact details before the event

For media enquiries, please contact Media Officer below:

Media Officer:	(Mr.) Isao KONO
Address:	Rally Hokkaido Permanent Secretariat (Media) Homei Building, Minami 4-9, Nangodori 19 Shiroishi-ku, Sapporo, HOKKAIDO 003-0022, JAPAN
Tel:	+81 (0) 11 864 2003
Fax:	+81 (0) 11 864 1182
Email:	media@rally-hokkaido.com
Web:	www.rally-hokkaido.com

### 18.2 Accreditation procedure / criteria and deadline

All media wishing to attend Rally Hokkaido are required to complete media registration and receive appropriate approval. Details for media registration request process, its form and other required documents will be published at "Media" section of the official website of Rally Hokkaido, [www.rally-hokkaido.com](http://www.rally-hokkaido.com) on July 23rd (Tue). Those must be completed and sent to the address published on the official website on the July 23rd, by no later than 1800hrs, August 23rd (Fri) with all the required documents and materials. Please contact the Rally Hokkaido Permanent Secretariat if you have any questions.

Use of drone require special approval, and must be operated by accredited tabard media. Operation of drone must strictly follow the guideline published by Ministry of Land, Infrastructure and Transport, and if you wish to fly the area where MLIT requires advanced approval, you are required to submit an evidence of their approval. Casualty insurance which covers damages caused by drones is also mandatory. For details, please refer drone-related documents to be available together with media registration request documents on our official website.

NOTE; Media accreditation is limited to professional media only, and applicants must possesses basic skill of either Japanese and/or English languages. Dedicated translator (1 for 1 media person) is accepted but must be registered together with the media personnel s/he is accompanying with.

Media applications must be received by Friday 23 August 2019 1800hrs.

### 18.3 Media briefing

All the media personnel covering Rally Hokkaido are required to attend mandatory Media Briefing. Media passes and tabards are to be handed to the accredited media upon attendance to the briefing.

DATE: 15:00-, 20th September  
PLACE: Media centra in HQ

## 19 Plates

Credential passes and Vehicle plates details are shown in RALLY GUIDE 2.

## 20 Medical and Safety service

### 20.1 Emergency Service

The main number at Rally HQ will be manned by bilingual officials during opening hours.

General numbers for Emergency services are as follows:

Ambulance and Fire Department :	119
Police :	110

The Kousei General Hospital is located in Central Obihiro, across the road from the City Hall. The hospital is fully briefed on the rally programme and has English speaking staff. The most convenient and closest hospital from the Kita-Aikoku Service Park is Hokuto Hospital: Following are the contacts for these two hospitals.

Hospital name	Tel No.	Address
<b>Obihiro Kousei General Hospital</b>	<b>0155-65-0101</b>	<b>W14 S10-1, Obihiro</b> (Relocated from W9 S14 in 2018)
Hokuto Hospital	0155-48-8000	7-5, Inada-cho, Obihiro

In case if you need medical assistance during weekends, holidays and/or after-hours, please check the website of Hokkaido Medical Information System.

Hokkaido Medical Information System	
WEB :	<a href="http://www.qq.pref.hokkaido.jp/qq/qq01fngsp.asp">http://www.qq.pref.hokkaido.jp/qq/qq01fngsp.asp</a>
TEL :	0120-20-8699 (Free service)
TEL :	+81(0)11-221-8699 (From a cell phone)

### 20.2 Towing service / Car transporters

	Address	TEL	Free dial
JAF (obihiro branch)	20, West 8, North 1, Obihiro	0570-00-8139	
Landmark33	20, West 2, South 33, Obihiro	0155-48-4616	0120-747-110
Obata shokai	27-3, West 20, North 2, Obihiro	0155-33-3900	0120-494-988
Maeda Jidosha Kogyo	43-10 Kyoei, Honbetsu	0156-22-3002	
Bodyshop Kunii	9-1-2 Nishimachi, Ashoro	0156-25-4607	

### 20.3 Pharmacies

	Address	TEL
Tsuruha (Obihiro-minami)	West 5, South 18, Obihiro	0155-20-3533
Tsuruha (Inada)	South 9 Sen, West 9, Inada-cho, Obihiro	0155-49-2066
Tsuruha (Satsunai)	163 Satsunai-kyoei, Makubetsu	0155-20-3825

### 20.4 Dental clinic

	Address	TEL	
Tsugayasu Dental Clinic	5-5, West 10, South 9, Obihiro	0155-21-2002	
Tokachi Dental Insurance Centre	15-3, East 7, South 9, Obihiro	0155-25-2172	After-hours treatment only

## 21 List of useful facts and services

### 21.1 Fast facts

**Airport:** There are 7 daily flights available from Tokyo Haneda airport to Obihiro Airport. Japan Airlines (JAL) operates 4 of them, and the rest 3 are jointly operated by Air Do and All Nippon Airways (ANA) as code-share flights. From the Obihiro airport, Airport Shuttle will take you to downtown Obihiro in 40 minutes (fare: JPY1,000). Taxicab and/or rent-a-car can also be arranged at the airport.

**Train:** Japan Railways (JR) Hokkaido provides limited-express services between Sapporo and Obihiro approximately 2.50hrs), and between Chitose Airport and Obihiro (approximately 2.30hrs).

**Cash:** It is wise to expect to pay for most daily expenses in cash (JPY). Hotels and large shops will accept international credit cards, but often smaller convenience stores, petrol stations, restaurants and some ATMs will only accept cash or Japanese credit cards.

**Currency:** The currency is Japanese Yen (JPY, or '¥'), and it is a decimal system, with the largest note being JPY10,000, and the smallest coin being JPY1. In April 2019, the exchange rate was EUR1 = approx.JPY125; USD1 = approx.JPY111; AUD1 = approx.JPY80. (See section below on Banks Credit Cards and Cash)  
Currency exchange is only available from Monday to Friday in Obihiro.

**Elevation:** Kita Aikoku Service Park: 40m / Rikubetsu Service: 217m

**Electricity:** 100V at 50 cycles. Plugs are twin parallel pin-type, the same as are used in the USA.

**Embassies and Consulates:** For a complete list of embassies and consulates in Japan and Japanese missions abroad  
See <http://www.mofa.go.jp>

**International dialing:** The international dialing codes vary depending on which phone company is being used. It should be listed in the 'Information for Guests' book in hotels, or on the internet for mobile phones.

**Mobile phones:** W-CDMA (3G) and LTE (4G) networks are supported in Japan, but no GSM (2G) phones work. For more information, please refer to the Section 21.2.

**Opening hours:** Shops are open seven days a week, normally from 10:00hrs until approximately 19:00hrs, some stay open later. Banks, government offices and the Post Office, however, work Monday to Friday.

**Population:** Japan: 126 million  
Hokkaido: 5.47 million

**Public holidays:  
(near the event)** Monday 16 Sep.(Respect for the Aged Day),  
Saturday 23 Sep.(Autumn Equinox Day)

**Rainfall (Obihiro):** September: 138.1mm

Sunrise: 22 September: 05:11hrs  
(Source: <http://keisan.casio.jp/>)

Sunset: 22 September: 17:27hrs  
(Source: <http://keisan.casio.jp/>)

Tax: Consumption tax is 8%. (Tax may or may not be included in the price tags, depending on each store's preference.)

Temperature (Obihiro): September: High :21.5 degrees Celsius, Low: 12.1 degrees Celsius

Time zone: Standard Japanese time is GMT +9

Tipping: Tipping is not customary in Japan.

Visas: Currently, nationals of 62 countries do not require visas for short stays (usually up to 3 months). You are advised to check with the Japanese Embassy in your home country before commencing travel to Japan. Competitors requiring a letter of invitation from Rally Hokkaido to obtain visas should contact the Event Secretary. For a list of Japanese Embassies abroad, see: [http://www.mofa.go.jp/about/emb\\_cons/over/](http://www.mofa.go.jp/about/emb_cons/over/)

Water: Normal tap water is drinkable. Some hotels also use non-drinkable, recycled water that is clearly marked as such

## 21.2 Telephones

### Mobile Phones

Cell phone networks in Japan supports W-CDMA (3G) and LTE (4G) but not GSM(2G). Thus, if your phone supports GSM only, you should not expect it to work in Japan.

If you plan to use your mobile phone in Japan, please confirm with your mobile phone carrier for the availability of roaming service for your phone.

### Store Information for mobile phone and mobile Wifi router rental services

**SoftBank Global Rental**  
<http://www.softbank-rental.jp/en/>

**JAL-ABC**  
<https://www.jalabc.com/en.html>

### List of mobile phone rental shops at major int'l airports:

Narita (NRT)	<a href="https://www.narita-airport.jp/en/service/svc_19">https://www.narita-airport.jp/en/service/svc_19</a>
Kansai (KIX)	<a href="https://www.kansai-airport.or.jp/en/service/internet/03.html">https://www.kansai-airport.or.jp/en/service/internet/03.html</a>
Haneda (HND)	<a href="http://www.haneda-airport.jp/inter/en/premises/service/internet.html#mobilePhone">http://www.haneda-airport.jp/inter/en/premises/service/internet.html#mobilePhone</a>
Chitose(CTS)	<a href="http://www.new-chitose-airport.jp/en/service/internet_fax_copy/wifi/">http://www.new-chitose-airport.jp/en/service/internet_fax_copy/wifi/</a> (Wifi Router) <a href="http://www.new-chitose-airport.jp/en/service/internet_fax_copy/sim_card/">http://www.new-chitose-airport.jp/en/service/internet_fax_copy/sim_card/</a> (SIM Card)

### Pre-paid SIM Card for visitors from overseas

If you own SIM-free mobile phones that support 3G and/or LTE, you might be able to use your phone



device with locally-purchased prepaid SIM card. There is a "Japan Travel SIM" available for visitors from overseas (valid for limited data transfer quantity and period). For details, please refer to:

Japan Travel SIM: <https://t.ijmio.jp/en/index.html>

- Supported Phone Devices: <https://t.ijmio.jp/en/dv/>

- Activating voice calls with the SIM: <https://t.ijmio.jp/en/qa/index.html> (Q5/A5)

## Public Phones

International calls can be made from grey, or brown/green coloured public telephones located in hotels and passenger terminals of airports. JPY1,000 notes are required to buy phone cards to use the phones. Vending machines for phone cards are often located around the public phones.

## Internet Connections

Almost all the hotels have internet connections available at guest rooms, or in their business centres.

## 21.3 Driving and Drivers licenses

A valid Japanese driving license or International Driving Permit is required for driving on public roads. **International Driving Permits must be issued under the 1949 Geneva Traffic Convention** and this should be stated on the front of the document. Please contact the organiser if you are unable to obtain such a document. German, French or Swiss driving license holders may request a translation of their license from JAF and use this translation coupled with their original license as an alternative to the 'Geneva Convention' International Driving Permit.

All vehicles travel on the left side of the road and drivers should be aware of the following rules:

Road signs generally comply with the international system, with the exception of stop signs which are an inverted triangular shape (similar to 'Give Way' signs in other countries).

All cars are required to stop at every railway crossing and watch for trains, before proceeding.

The speed limit, unless otherwise indicated, is 40km/h in built up areas and 60km/h elsewhere. Speed limits on expressways are 70km/h or 80km/h depending on conditions.

Drivers and passengers must wear seatbelts. Traffic law require all the passengers to fasten their seat belts on Expressways.

The use of mobile phones whilst driving is prohibited.

Drivers are not permitted ANY LEVEL of alcohol in their blood. The penalty for drunk driving is up to 5 years of imprisonment or fine up to JPY1,000,000. Passengers of such driver may also be punished if s/he is aware the driver consumed alcohol prior to driving.

Toll is required on DOTO Expressway which included in the rally route. The amount may vary depending the distance travelled.

## 21.4 Banks, Credit cards and Cash

The banking system in Japan, outside the major cities is quite conservative. The options for obtaining cash are limited, so travellers to Tokachi should read this section carefully.

The only Automatic Telling Machines (ATMs) that can handle international cash withdrawals are those located at Post Offices. But before travelling to Japan, it is wise to check on your bank account details to make sure the account is set up with Cirrus, Maestro or Visa Plus. Then check to make sure that your bank has a correspondent bank in Japan. The following websites will provide information about Visa Plus, Cirrus and Maestro.

## Visa Plus

<http://www.visa.com/atmlocator/index.jsp>

## Cirrus or Maestro

<http://www.mastercard.com/cardholderservices/atm/>

ATMs are not open 24 hours. The location of some banks is included in the Business Directory below, along with ATM opening hours.

Supplementation: Seven Eleven and Lawson convenience stores are available for use your international credit / cash cards at their ATMs.

## 21.5 Travel to Obihiro

Following is travel instruction for your convenience.

From Tokyo/Narita Airport (NRT) to Tokyo Haneda Airport (HND) (Int'l to Domestic transfer)  
Airport Shuttle Limousine Bus service connects those two airports, with fare of JPY3,100. In case if you are connecting to Japan Airlines flight at Haneda, your stop at Haneda airport is Terminal 1, while Terminal 2 is your stop if your connection flight is ANA or Air Do. The travel time between those two airports is approx 65 to 85 min.

For details, please refer the following page:

[http://www.limousinebus.co.jp/en/bus\\_services/inter\\_airport\\_route/](http://www.limousinebus.co.jp/en/bus_services/inter_airport_route/)

From Tokyo / Haneda Airport to Tokachi Obihiro Airport-

There are 7 daily flights available from Haneda to Tokachi Obihiro airport. Japan Airlines operates 4 of them, while the rest 3 are jointly operated by Air Do and All Nippon Airways (ANA). JAL flights depart from Terminal 1 while flights by Air Do and ANA depart from Terminal 2.

From Sapporo/Chitose Airport to Obihiro by train (JR/Japan Railway)

For those coming by train a transfer is required at Minami Chitose (South Chitose) Station approximately three minutes after departing the airport. One-way ticket costs about JPY6,600.

From Sapporo/Chitose Airport to Obihiro by car

Please take an expressway from either Chitose IC (Interchange) or Chitose Airport IC, northbound direction (bound for Sapporo). At Chitose Eniwa JCT (junction), which is approx 9km from Chitose IC, proceed to left lane branching off into Doto Expressway and proceed to Obihiro JCT, which is approx 140km ahead. At Obihiro JCT, take left exit and drive into Obihiro-Hiroo Expressway. The nearest exit to the Kita Aikoku Service Park is "Obihiro Kawanishi IC".

From Tokachi Obihiro Airport to the central Obihiro -

Buses (JPY1,000) coordinated with arriving and departing flights, provide a shuttle service to and from most big hotels. Taxis and rental cars are also available at the airport. Travelling time is approximately 40 minutes.

From the central Obihiro to HQ.

Traveling time from JR Obihiro Station to the HQ is approximately 10 minutes by car, and about 40 minutes from Tokachi Obihiro Airport.

## 21.6 Business Directory

Airlines		TEL	Free Dial
JAL (National)	Tokyo	03-5460-0522	-
JAL (International)	Tokyo	03-5460-0511	-
ANA (National)	Tokyo	03-6741-8800	-
ANA (International)	Tokyo	03-6741-6685	-
Air France	Tokyo	03-5767-4143	-
Air India	Tokyo	03-3508-0261	-
Air NZ	Tokyo	03-5521-2770	-
Alitalia	Tokyo	03-5413-8070	-
American Airlines	Tokyo	03-3298-7677	-
British Airways	Tokyo	03-3298-5238	-
Cathay Pacific	Narita	03-6746-1000	0120-46-3838
Finnair	Tokyo	03-4477-4866	-
Lufthansa	Narita	03-4333-7656	0120-051-844
Malaysian	Tokyo	03-5733-2111	-
Qantas	Tokyo	03-6833-0700	0120-207-020
Scand. (SAS)	Tokyo	03-5400-2331	-
Singapore Airlines	Tokyo	03-3213-3431	-
Thai Airways	Tokyo	03-3503-3311	-
United Airlines	Tokyo	03-6732-5011	-

Banks / ATMS's / Currency exchange		ATM opening hours	
General Post Office ATM	West 3, South 8, Obihiro	Monday - Friday:	08:45-19:00
		Saturday and Sunday:	09:00-17:00
Post Office ATM	JR Obihiro Station.	Monday - Friday:	09:00-19:00
	Behind the north ticket gate, 1F	Saturday and Sunday:	09:00-17:00
	West 4, South 12, Obihiro	Monday - Friday:	09:00-19:00
	Inside Nagasakiya store	Saturday and Sunday:	09:00-17:00
Hokkaido Bank ATM	West 3, South 9, Obihiro	Monday - Friday:	08:45-19:00
		Saturday and Sunday:	09:00-17:00
North Pacific Bank ATM	West 2, South 12, Obihiro	Monday - Friday:	08:45-21:00
		Saturday and Sunday:	09:00-21:00

Bus companies			
Hokkaido Takushoku Bus	North 5 sen, West 37, Shikaribetsu, Otofuke	0155-31-8811	
Tokachi Bus (airport)	1-1, West 23, North 1, Obihiro	0155-37-6500	
Obihiro Bus Terminal	West 1, south 12, Obihiro	0155-23-5171	(Tokachi Bus)
Mainichi Kotsu	24-13, kisen, Kawanishi, Obihiro	0155-59-2201	

Catering companies (boxed meals)		
Umeya	13, West 4, South 17, Obihiro	0155-27-1241
Suzuran	8, West 4, South 2, Obihiro	0155-22-2782
Sudaya	40, Kitamachi 1, Hakurindai, Obihiro	0155-34-5010
Foods Japan	43-5, West 18, South 4, Obihiro	0155-38-3021

Computer repair			
Pasokon Land Obihiro	16, East 2, South 19, Obihiro	0155-24-4648	www.znet.co.jp
Byte In	1-2, East 1, South 13, Obihiro	0155-22-7003	
Soga	1-8, West 15, South 28, Obihiro	0155-47-3111	

### Convenience stores (open 24 hours)

There are a lot of 'around the clock' convenience stores (7/11, Lawson, Seicomart and so on) in and around Obihiro. Many convenience stores have ATM's and copy machines.

## Car dealers

Obihiro Mitsubishi	Odori, South 23, Obihiro	0155-24-1115	
Obihiro Subaru	West 13, North 1, Obihiro	0155-36-1251	
Suzuki Arena Obihiro Chuo	Odori, South 5, Obihiro	0155-28-2525	
Doto Daihatsu (Obihiro)	6, West 16, North 1, Obihiro	0155-34-5562	
Honda Cars Obihiro (Satsunai)	176-7, Satsunai-kyoei, Makubetsu	0155-23-1211	
Honda Cars Obihiro (Nishi 17 Jo)	31-8, West 17, North 1, Obihiro	0155-35-2505	
Obihiro Nissan Motors (Minami 29)	Odori, South 29, Obihiro	0155-23-4123	
Kushiro Toyota (Otofuke)	East 13, Kino-Odori, Otofuke-cho	0155-31-4181	
Obihiro Toyopet (Toyota)	Odori, South 6-17, Obihiro	0155-24-4167	
Toyota Collora Obihiro	1, Odori, South 2, Obihiro	0155-25-5121	
Netz Toyota Obihiro	15, Odori, South 18, Obihiro	0155-24-3162	
Ford Hokkaido (Obihiro)	3-5, West 20, North 1, Obihiro	0155-33-1251	Hokkai Jidosha

## Department stores

			Opening Hours
Fujimaru	1, West 2, South 8, Obihiro	0155-24-2101	10:00-19:00
Nagasakiya	3, West 4, South 12, Obihiro	0155-25-3810	10:00-21:00
Ito Yokado	South 8 Sen, West 10, Inada-cho, Obihiro	0155-47-8111	09:00-20:00

## Consumer Electronics stores

Yamada Denki	1-32, West 13, North 1, Obihiro	0155-58-1011	10:00-21:00
Hyakuman-Volts	South 9 Sen, West 11, Inada-cho, Obihiro	0155-48-3939	10:00-20:00
Hara Denki	6, Odori, South 12, Obihiro	0155-22-5522	9:00-18:00

## Equipment hire

Kyosei Rentemu	14, West 18, North 1, Obihiro	0155-33-2211	
Kanamoto	Kisen 8, Higashi-Memuro, Memuro	0155-61-2332	
Rent All	3-2, Kino-Odori, East 1, Otofuke	0155-31-7610	

## Fire Extinguishers

Sogo Bousai	3-2, West 11, South 2, Obihiro	0155-34-1364	Sales
Yamato Shokai	1-15, East 10, South 7, Obihiro	0155-22-2128	Sales

## Banquet / Function venues

Hokkaido Hotel	1, West 7, South 19, Obihiro	0155-21-0001	
Grand Vrio Hotel	384-1, Yoda Makubetsu	0155-56-2121	Route Inn Spa
Hotel Nikko Northland	1, West 2, South 13, Obihiro	0155-24-1234	JR Hokkaido Hotels
Tokachi Farmer's Restaurant	6, West 1, South 9, Obihiro	0155-26-4141	Casual Restaurant

## Hardware / DIY / Superstore

DCM Homac	South 9 Sen, West 9, Inada-cho, Obihiro	0155-49-1101	
-----------	---	--------------	--

## Laundry Service / Dry-cleaning Service / Laundromat

Empire Cleaning	3, West 4, South 12, Obihiro	0155-21-7740	In Nagasakiya store
Please refer to this site	<a href="https://www.navitime.co.jp/category/0506014002/01207/">https://www.navitime.co.jp/category/0506014002/01207/</a>		

## Locksmith

Lockservice Kagi-ya	6, West 2, South 16, Obihiro	0155-23-6969	09:00-20:00
Koala Lock	4-3, West 5, South 15, Obihiro	0155-25-2584	09:00-21:00

## Maps / Book stores

TSUTAYA	6, East 4, South 16, Obihiro	0155-28-3728	09:00-24:00
Miyawaki Bookstore	South 8 Sen, West 10-1, Inada-cho, Obihiro	0155-49-6211	In Ito-Yokado store
The Honyasan	West 4, South 29, Obihiro	0155-28-2111	10:00-22:00

## Gas cylinders

Hokkaido Air & Water	4, West 5, South 5, Obihiro	0155-25-2231	
----------------------	-----------------------------	--------------	--

## Physiotherapist / Chiropractor / Relaxation massage

Takahashi Sports	Minamimachi, East 1-5, Obihiro	0155-48-3839	09:00-23:00
Anji	1-3, West 2, South 4, Obihiro	0155-26-4678	
Sekiguchi	1, East 3, South 9, Obihiro	0155-23-5783	09:00-25:00

## Security guards

Sanwa Keibi	West 5, North 2, Obihiro	0155-22-0511
-------------	--------------------------	--------------

## Signage

Watanabe Kogei	9-1 Shindori, Otofuke	0155-42-2441
Nobu	Odori, South 4, Obihiro	0155-22-6918
Art Space	East 1, South 9, Obihiro	0155-23-3900
Nakajima Jikou	3-32, West 20, North 1, Obihiro	0155-33-3141
Epoch	5-1, West 8, North 1, Obihiro	0155-28-5006
Fuji Kobou	13, Odori, South 26, Obihiro	0155-22-6880

## Supermarkets

## Opening Hours

Nagasakiya	3, West 4, South 12, Obihiro	0155-25-3810	10:00-21:00
AEON (Obihiro)	West 4, South 20, Obihiro	0155-24-3100	09:00-21:00
Daiichi (Higashi)	East 4, South 12, Obihiro	0155-23-8448	10:00-22:00
Max Valu (Inada)	2-26, West 5, South 35, Obihiro	0155-47-0100	09:00-21:45
Piazza Fukuhara (West 18)	West 18, North 1, Obihiro	0155-38-3066	Open 24hrs

## Taxis

Otofuke Taxi	Odori 1, Otofuke	0155-42-2012	
Hinomaru Koutsu	7-38, West 19, South 1, Obihiro	0155-36-5111	0120-858-183
Marimo	12, Odori, South 17, Obihiro	0155-23-8181	
Obihiro	7, West 19, South 1, Obihiro	0155-33-8844	
Tokachi Chuo Kanko Taxi	7-30, West 19, South 1, Obihiro	0155-33-9595	
Toyo Taxi	11, West 18, South 2, Obihiro	0155-33-3939	
Owner-driver taxi association of Obihiro	15-1, West 9, South 34, Obihiro	0155-48-5141	

## Tyres

Pirelli Japan	Tokyo	03-5418-6500
Yokohama Tyre Japan	1-24, West 13, North 3, Obihiro	0155-35-3544
Dunlop Tyre Hokkaido	7-10, West 19, South 1, Obihiro	0155-41-2431
Bridgestone Tyre Japan	10-1, West 2, North 2, Obihiro	0155-25-8181

## Car Washing

Most gas stations	Car washing machines and vacuum cleaners available
-------------------	--

## Vehicle Panel Repairs

Obihiro Chiho Jidosha Seibi Shinkokai	8-3, West 19, North 1, Obihiro	0155-33-3166
---------------------------------------	--------------------------------	--------------

## Vehicle supplies - spare parts, batteries, distilled water, lubricant and others

DCM Homac (Inada)	South 9 Sen, West 9, Inada-cho, Obihiro	0155-49-1101
Yellow Hat (Obihiro)	6, West 5, South 16, Obihiro	0155-26-1680
Autobacs (Obihiro)	8, West 6, North 1, Obihiro	0155-23-5500
SK Sports	33-9, West 22, South 4, Obihiro	0155-41-1151

## Welding

Obihiro Chiho Jidosha Seibi Shinkokai	West 19, North 1, Obihiro	0155-33-3166
---------------------------------------	---------------------------	--------------

## Windscreens

Tokachi Glass	17-10, West 23, North 2, Obihiro	0155-37-0022
Kiriya Glass	12-2, West 6, North 1, Obihiro	0155-24-3246

## Official Rent-A-Car service provider

The official Rent-A-Car service provider for Rally Hokkaido is Nippon Rent-A-Car.

Effective August 1st (Wed), they will start accepting reservations with special discount exclusively for Rally Hokkaido competitors and teams. The URL for the reservation site will be announced at Rally Hokkaido website, <http://www.rally-hokkaido.com/en>.

Reservations will be open on August 1st, 2019.

### Branch:

Tokachi Airport	0155-64-5065
Near Obihiro Station	0155-22-0919
Chitose Airport	0123-26-0919



Web: <https://www.nrgroup-global.com/en/>



## APPENDICES

### Appendix A: Itinerary

- A1 Itinerary
- A2 Itinerary compared with previous years
- A3 Reconnaissance Schedule

### Appendix B: Maps

- B1 Overview / Route Map
- B2 Map of Obihiro

### Appendix C: Drawings & Layouts

- C1 Kita Aikoku Service Park Layout
- C2 Rikubetsu Service Layout

### Appendix D: Forms

- D1 Accommodation Booking form
- D2 Entry Booklet
- D3 Radio Unit / Frequency License Application

## A.1 Itinerary

Leg1 for APRC & JRC

Rally Hokkaido 20-22 Sep. 2019						
Itinerary						
APRC JRC						
Start Leg 1A Friday 20 September 2019						
TC	Location	SS dist.	Liaison dist.	Total dist.	Target time	First car due
0	Start Leg 1 - (Kita Aikoku)					17:37
1	Obihiro		3.24	3.24	0:20	17:57
SS1	SSS Sammy SATSUNAI 1	1.47				18:00
1A	Parc Ferme IN		1.47	2.94	0:10	18:10
Overnight regroup						
Start Leg 1B Saturday 21 September 2019						
TC	Location	SS dist.	Liaison dist.	Total dist.	Target time	First car due
1B	Parc Ferme OUT - Service IN					6:00
	Service A - Kita Aikoku	1.47	4.71	6.18	0:15	
1C	Service - OUT					6:15
RZ 1	Remote Refuel - Rikubetsu-Ishibashi Gas Station (Shell)		[99.36]			
	Distance to next refuel	56.87	33.43	90.30		
2	Rikubetsu		102.47	102.47	2:10	8:25
SS2	RIKUBETSU LONG 1	4.63				8:28
3	Kayama		11.92	16.55	0:28	8:56
SS3	YAM WAKKA 1	23.49				8:59
4	Shotoshibetsu		7.75	31.24	0:38	9:37
SS4	KUNNEYWA 1	28.75				9:40
RZ 2	Remote Refuel - Rikubetsu-Ishibashi Gas Station (Shell)		[10.65]			
	Distance to next refuel	56.87	60.08	116.95		
5	Rikubetsu		13.76	42.51	1:15	10:55
SS5	RIKUBETSU LONG 2	4.63				10:58
5A	Regroup and Technical Zone IN		0.20	4.83	0:07	11:05
5B	Regroup and Technical Zone OUT					
	Service IN					
	Flexi - Service B (Rikubetsu)	61.50	136.10	197.60	0:20	
5C	Service OUT - Regroup IN					
5D	Regroup OUT					11:55
6	Kayama		11.62	11.62	0:28	12:23
SS6	YAM WAKKA 2	23.49				12:26
7	Shotoshibetsu		7.75	31.24	0:38	13:04
SS7	KUNNEYWA 2	28.75				13:07
RZ 3	Remote Refuel - Ashoro-YS Yamasho Gas Station (ENEOS)		[37.40]			
	Distance to next refuel	1.47	86.61	88.08		
7A	Regroup IN		111.49	140.24	3:00	16:07
	Regroup				0:15	
7B	Regroup OUT					16:22
8	Obihiro		3.15	3.15	0:10	16:32
SS8	SSS Sammy SATSUNAI 2	1.47				16:35
8A	Parc Ferme and Technical Zone IN		1.47	2.94	0:10	16:45
8B	Parc Ferme and Technical Zone OUT					
	Service IN					
	Flexi - Service C (Kita Aikoku)	53.71	135.48	189.19	0:45	
8C	Flexi - Service OUT - Parc Ferme IN					
All cars must be returned to Parc Ferme no later than (20:20)						
Note 1 : At the 20 min service, crew have a maximum of 25 min to move their cars into the Service Park.						
Note 2 : At the 45 min service, crew have a maximum of 50 min to move their cars into the Service Park.						
Leg 1 Totals		116.68	276.29	392.97		

20190418 ver.2

Leg2 for APRC

Rally Hokkaido 20-22 Sep. 2019						
FIA APRC ASIA RALLY CUP POWERED BY WURTH						
JAPAN RACING FEDERATION						
rally & racing A.G.M.S.C HOKKAIDO						
Itinerary				APRC		
Start Leg 2				Sunday 22 September 2019		
TC	Location	SS dist.	Liaison dist.	Total dist.	Target time	First car due
Start Leg 2 (Kita Aikoku Service Park)						
8D	Service IN					5:00
Service D (Kita Aikoku)					0:15	
9E	Service OUT					5:15
RZ 4	Refuel - Obihiro-SUPER PIT [East] Gas Station (Mobil)		[7.90]			
	Distance to next refuel	42.84	115.91	158.75		
9	Otofuke		31.90	31.90	1:00	6:15
SS9	OTOFUKE REVERSE 1	6.12				6:18
10	Honbetsu		35.70	41.82	0:51	7:09
SS10	NEW HONBETSU 1	13.79				7:12
11	Pawse Kamuy		30.77	44.56	0:56	8:08
SS11	PAWSE KAMUY 1	10.40				8:11
12	Nupripake		18.27	28.67	0:33	8:44
SS12	NUPRIPAKE 1	12.53				8:47
RZ 5	Remote Refuel - Ashoro-YS Yamasho Gas Station (ENEOS)		[7.17]			
	Distance to next refuel	19.91	165.20	185.11		
13	Otofuke		66.37	78.90	1:36	10:23
SS13	OTOFUKE REVERSE 2	6.12				10:26
13A	Regroup and Technical Zone IN		30.76	36.88	0:45	11:11
13B	Regroup and Technical Zone OUT					
	Service IN					
Flexi - Service E (Kita Aikoku)				48.96	213.77	262.73
13C	Service OUT - Regroup IN					
13D	Regroup OUT					12:01
14	Honbetsu		61.54	61.54	1:22	13:23
SS14	NEW HONBETSU 2	13.79				13:26
RZ 6	Remote Refuel - Ashoro-YS Yamasho Gas Station (ENEOS)		[13.70]			
	Distance to next refuel	22.93	121.53	144.46		
15	Pawse Kamuy		30.58	44.37	1:06	14:32
SS15	PAWSE KAMUY 2	10.40				14:35
16	Nupripake		18.27	28.67	0:33	15:08
SS16	NUPRIPAKE 2	12.53				15:11
16A	Service IN		86.38	98.91	1:55	17:06
Service F (Kita Aikoku)				36.72	196.77	233.49
16B	Service OUT - Finish-Holding IN					17:16
	Podium Finish				0:10	17:26
Note 1 : At the 20 min service, crew have a maximum of 25 min to move their cars into the Service Park.						
Leg 2 Totals		85.68	410.54	496.22		

TOTALS OF THE RALLY				
	SS	Liaison	Total	%
Leg 1 - 8SS	116.68	276.29	392.97	29.69
Leg 2 - 9SS	85.68	410.54	496.22	17.27
Total - 17SS	202.36	686.83	889.19	22.76

20190418 ver.2

## A.2 Itinerary compared with previous years

Establishing its center in the city of Obihiro with its Kita Aikoku Service Park and "SSS Sammy SATSUNAI", Rally Hokkaido 2019's Saturday itinerary consists of special stages in Rikubetsu and Ashoro, while Sunday one covers special stages in Otofuke, Honbetsu and Ashoro.

Just like previous years, LEG 1 consists of LEG 1A, where crews drive SSS Sammy SATSUNAI as SS1 after the ceremonial start on Friday, and LEG 1B, which includes all the stages on Saturday.

LEG 1A is designed for spectators of the ceremonial start to be able to enjoy "SSS Sammy SATSUNAI", whose course is lying next to the ceremonial start venue. Establishing a service park in Rikubetsu Off-road Circuit as the day's core, LEG 1B runs popular stages of "RIKUBETSU LONG", "YAM WAKKA" and "KUNNEYWA". The competitors will then drive back to Obihiro in the evening, finishing their day with "SSS Sammy SATSUNAI".

LEG2 starts with "OTOFUKE REVERSE", which is used every year, followed by "NEW HONBETSU", which received extension to include tarmac-surfaced part toward its end in 2015, and "PAWSE KAMUY". Then the cars will head to "NUPRIPAKE", which was transformed from last year's "ASHORO LONG", and come back to Obihiro to finish the rally. Service on rally cars will be provided three times this day, all in Kita Aikoku Service Park - once early in the morning, once at noon and once in the evening.

Overall progression of the rally event is similar to the ones of past years, and we hope you will enjoy the Rally Hokkaido again this year in the way you like.

2019	2018	2017	2016	2015	2014	2013
<b>SSS Sammy SATSUNAI</b>						
SS1/8	SS1/9	SS1/11/18	SS1/11/18	SS1/11/18	SS1/11/18	SS1/10/17/18
1.47km	1.47km	0.96km	1.47km	0.96km	0.94km	2.46km
Used in 2013 - 2018.						
<b>RIKUBETSU LONG</b>						
SS2/5	SS2/5/7	SS2/6/7	SS3/6/7	SS2/6/7	SS3/7	SS4/7
4.63km	4.63km	4.63km	4.63km	4.63km	4.63km	4.63km
Used in 2005 - 2018.						
<b>YAM WAKKA</b>						
SS3/6	SS3/6	未使用	未使用	SS3/8	SS4/8	SS3/6/8
23.49km	23.49km			23.49km	14.54km	23.49km
Used in 2013,2015,2018. Partially used in 2014.						
<b>KUNNEYWA</b>						
SS4/7	SS4/8	SS3/8	SS4/8	SS4/9	SS5/9	未使用
28.75km	28.75km	28.75km	24.97km	28.75km	28.75km	
Used in 2014 - 2018.						
<b>OTOFUKE REVERSE</b>						
SS9/13	SS10/14	SS12/15	SS12/15	SS12/16	SS12/15	SS11/14
6.12km	6.12km	6.12km	6.12km	6.12km	6.12km	6.12km
Used in 2013 - 2018. Also used in reverse direction prior to it.						
<b>NEW HONBETSU</b>						
SS10/14	SS11/15	SS13/16	SS13/16	SS14/18	SS13/16	SS11/14
13.79km	13.79km	13.79km	13.79km	13.79km	10.78km	11.03km
Used in 2015,2017,2018. Latter half of the stage is tarmac-surfaced.						
<b>PAWSE KAMUY</b>						
SS11/15	SS12/16	SS5/10	SS5/9	SS5/10	SS2/6/10	SS13/16
10.40km	10.40km	10.40km	10.40km	10.40km	10.40km	10.40km
Used in 2011 - 2018.						
<b>NUPRIPAKE</b>						
SS12/16	未使用	未使用	未使用	未使用	未使用	未使用
29.11km						
Used in 2009,2010.						

## ■ ■ ■ A.3 Reconnaissance Schedule ■ ■ ■ ■ ■

Reconnaissance must take place according to the following schedule. A more detailed schedule will be published in the Supplementary Regulations and Rally Guide 2.

Thursday 19 September	0830hrs - 1800hrs
Friday 20 September	0630hrs - 1130hrs



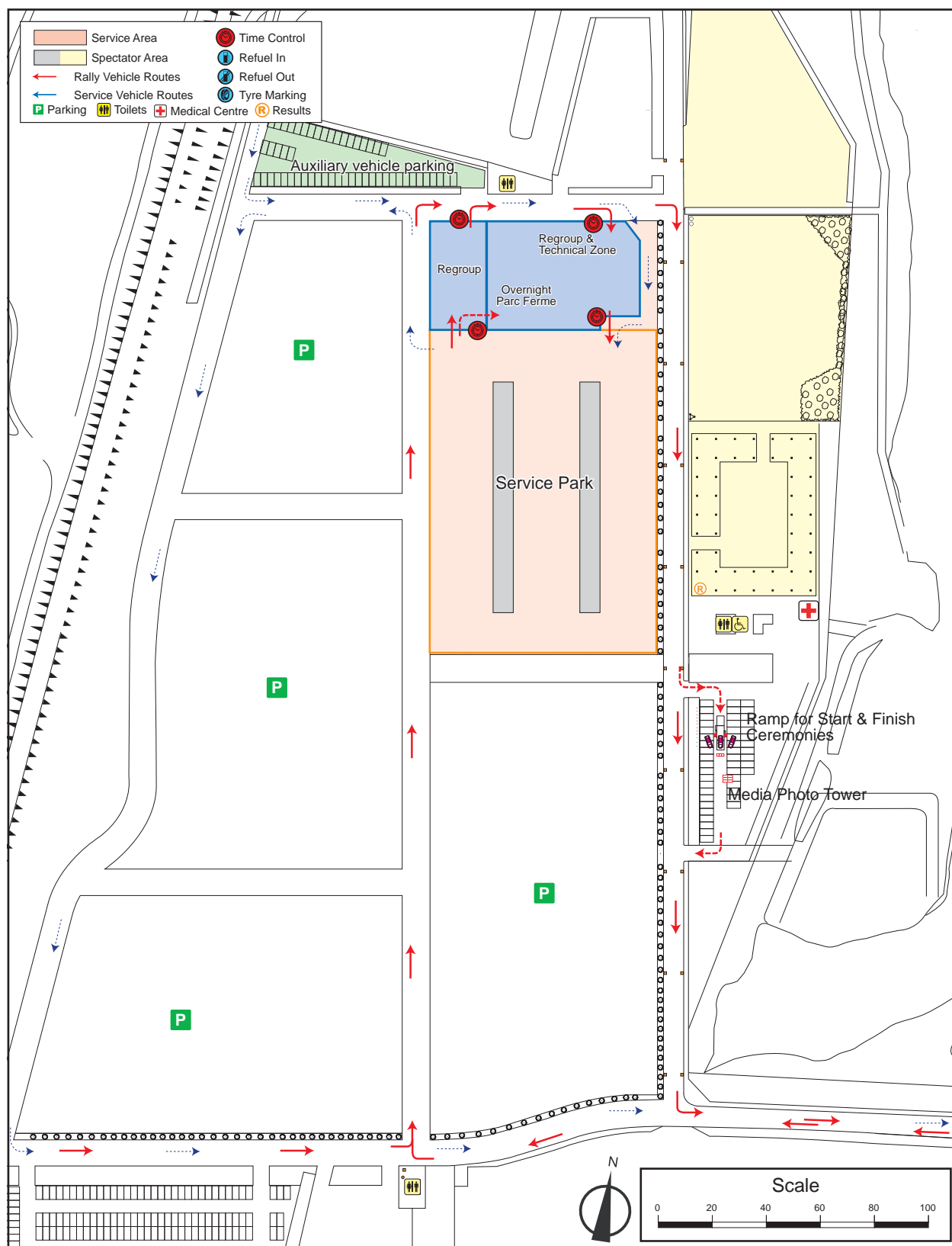
2019.04.19 Ver.2.0

## B.2 Map of Obihiro City



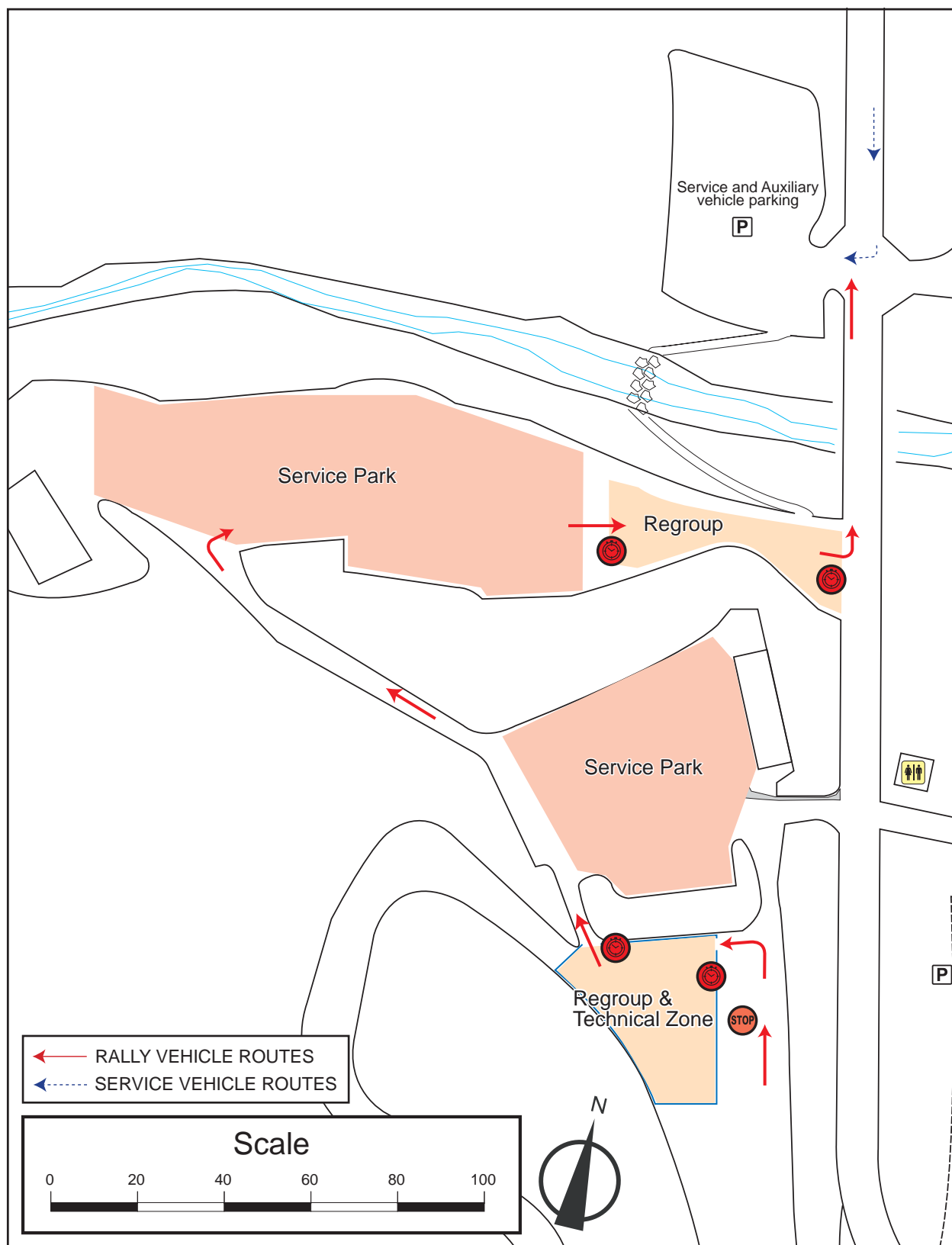


## C1 Kita Aikoku Service Park layout





## C2 Rikubetsu Service layout



## D Forms

### Accommodation Booking Form / 宿泊予約申込書

(Applicable for overseas teams only / 海外チーム専用)

#### Contact Details / 連絡先

Contact Name 担当者名				Type of booking 予約の種類
Organisation Name 団体名				
Address 住所				
Tel 電話		Fax		
E-mail:				
				Competitor & Team <input type="checkbox"/>
				競技参加者 & チーム員
				Media メディア <input type="checkbox"/>
				Other その他 <input type="checkbox"/>

#### Payment Details / お支払い方法

Payment Method お支払い方法	Cash/Bank 現金 <input type="checkbox"/>	Bank Transfer 銀行振込 <input type="checkbox"/>	Credit Card クレジットカード <input type="checkbox"/>
Contact person at Obihiro 帯広での担当者・連絡先			
Expenses to be included in the invoice 請求額に含むものは？	All / すべて <input type="checkbox"/> Other / その他 <input type="checkbox"/> Room / 室料 <input type="checkbox"/> Breakfast / 朝食代 <input type="checkbox"/> Laundry / ランドリー料 <input type="checkbox"/> Telephone / 電話代 <input type="checkbox"/>		

Payment is to be made on-site. / クレジットカードの支払いは現地での清算となります。

#### Hotel Preferences / 希望ホテル

1st Preferred Accommodation / 第一希望のホテル	
2st Preferred Accommodation / 第二希望のホテル	

#### Booking Details / 予約内容

Guest Name 宿泊者名	Room Type (SINGL / TWIN) ルームタイプ シングル/ ツイン	Breakfast required (Yes / No) 朝食(あり・なし)	Room Rate 室 料	Date of Arival 到着日時	Date of Departure 出発日時
1					
2					
3					
4					
5					

A cancellation fee equal to the one night's full room rate will be applicable for any cancellations within 72 hours prior to the scheduled arrival time.  
チェックイン予定時刻より72時間以内にキャンセルした場合、キャンセル料として1泊分の室料が課せられます。

#### Booking Conditions / 予約条件

PDF file or fax print-out of booking confirmation is treated as a hotel voucher, and to be presented at the time of check-in.

予約完了のPDFもしくはFAXはパウチャーとなります。チェックイン時に提示して下さい。

Booking requests must arrive at the Rally Secretariat no later than August 25nd.

予約は必ず8月25日までに行なって下さい。



## ENTRY BOOKLET / ORDER FORM エントリーブックレット・注文書

This form is to be completed in conjunction with the entry form and submitted to the Rally Hokkaido Permanent Secretariat.  
この用紙に記入し、エントリーフォームと一緒に提出してください。

### A. Contact Details / 連絡先

Contact Name 担当者名				Type of booking 予約の種類
Organisation Name 団体名				Competitor (one driver) 競技参加者 <input type="checkbox"/>
Address 住所				Team (more than one driver) チーム <input type="checkbox"/>
Tel 電話		Fax		Tyre Company タイヤメーカー <input type="checkbox"/>
E-mail:				Other その他 <input type="checkbox"/>

#### I have special requirements for Service Area.

サービスエリアに関する特別な要望をします。

Yes → Please complete Section B. / セクションBにご記入下さい。

Yes ☐

No ☐

#### I / We will be sharing equipment and crew with another competitor and / or would like to register for flexi-service.

他の競技参加者と機材やクルーを共有します。またはフレキシブルサービスに登録を希望します。

Yes → Please complete Section B. / セクションBにご記入下さい。

Yes ☐

No ☐

#### I / We will import a vehicle.

車両を輸入します。

Yes → Please complete Section C. / セクションCにご記入下さい。

Yes ☐

No ☐

#### I / We would like to order additional material.

物品その他を注文します。

Yes → Please complete Section D. / セクションDにご記入下さい。

Yes ☐

No ☐

#### I / We would like to nominate a time for scrutineering.

公式車検の希望時刻を申請します。

Yes → Please complete Section E. / セクションEにご記入下さい。

Yes ☐

No ☐

#### I / We would like to import / bring and use two-way radio.

無線を持ち込み、使用します。

Yes → Please complete Page 51. / 51ページにご記入下さい。

Yes ☐

No ☐

## B. Special Service Area Requirements / サービスエリアに関する要望

Each competitor will be allocated a 5 x 7.5m space, unless requested and approved otherwise.

各参加者に与えられるスペースは5x7.5mです。追加スペースの要望があり、承認された場合はこれに追加されます。

- B.1.** Request for additional space. If you have a sea container or large service vehicle, please include the dimensions  
追加スペースの要望。海上輸送コンテナや大型のサービス車両を持ち込まれる場合は、その大きさを明記してください。

Size required 広さの要望	
------------------------	--

- B.2.** I would like to request to have adjacent service area with another competitor, to share equipment and crew.  
他の参加者と機材やクルーを共有するため、サービスエリアの隣接を希望します。

Name of the crew(s) to be shared 他のクルー（複数）の名前	
---	--

- B.3.** I would like to register for flexi-service with the following team / crew  
他のチームやクルーとともにフレキシサービスに登録します。

Team names and driver names to share the same flexi-service facility	
Team name / Driver's name (#1)  /	Team name / Driver's name (#2)  /

If you wish to order extra equipment for the Service Park, please provide details in Section D.

サービスパークへ追加の機材を注文したい方は、セクションDにご記入ください。

## C. Vehicle Importation / 車両の輸入

Please refer to Section 8 of Rally Guide 1 for more information about importing vehicles. Document (a) will be issued based on the information in the Carnet and available from the Rally Secretariat on arrival. The following vehicle information is required for Document (b) and (c). Please attach additional pages for additional vehicles.

車の輸入についての詳細は、ラリーガイド1のセクション8をご参照ください。(a)の書類はカルネの情報に基づき発行され、到着時に大会事務局より配布されます。(b)と(c)の書類を取得するためには、下記に車両の詳細を記入しなければなりません。3台目からは用紙を付け足してください。

	Vehicle 1 / 車両1	Vehicle 2 / 車両2
Vehicle Make / メーカー		
Vehicle Model / 型式		
Vehicle VIN number / 車体番号		
Vehicle Type / 自動車の種類		
Vehicle Registration Number / 車両登録番号		
Vehicle Cylinder Capacity / 排気量		
Length / 車両の長さ		
Width / 車幅		
Drivers Name / ドライバー名		
Drivers Date of Birth / ドライバーの生年月日		

## D.Request for Additional Materials / 物品その他の注文

Service Park / サービスパーク	Start Date 開始日	Finish Date 終了日	Qty 数量	Price (JPY) 価格 (円)	Subtotal 小計
Extra-large rubbish bins / 特大ゴミ箱 Disposal charge isn't included / 処理料別途				JPY 5,000	
Disposal charge for bins / 上記用ゴミ処分料 (Industrial waste / 産業廃棄物)				JPY 32,000	
<p>It is encouraged to take your waste away with you. Organizer will collect only segregated wastes packed in appropriate waste bags shown below, or industrial waste stored in the extra-large rubbish bins above. ゴミは基本的にお持ち帰り下さい。大会側では上記の特大ゴミ箱または下記の専用ゴミ袋に入れた“分別された”ゴミのみを回収致します。</p>					
Waste bags / ゴミ袋 (For Burnable waste / 燃やすゴミ)				JPY 350 / 40Litter	
Waste bags / ゴミ袋 (For Non-burnable waste / 燃やさないゴミ)				JPY 350 / 40Litter	
Waste bags / ゴミ袋 (Recyclable waste / 資源ゴミ)				JPY 200 / 40Litter	
Waste bags / ゴミ袋 (Plastic waste / プラスチックゴミ)				JPY 600 / 40Litter	
Tent / テント (3.6x5.4m) (Delivery charge is included / 運送料金含む)				JPY 37,000	
Prefabricated house / プレハブ (7.2mx2.3m) (Delivery charge is included / 運送料金含む)				JPY 62,000	
Steel plate for ground / 敷鉄板 1.5 x 6m (Delivery charge is included / 運送料金含む)				JPY 18,000	
Table / テーブル				JPY 1,700	
Chair / 椅子				JPY 600	
Power Generator / 発電機 10kVA 100V (Delivery charge is included / 運送料金含む)				JPY 46,000	
Power Generator / 発電機 2kVA 100V (Delivery charge is included / 運送料金含む)				JPY 21,000	
Additional service space (5×7.5m) (Only in Kita Aikoku Service Park) / 追加スペース (北愛国のみ)				JPY 31,000	

## Tracking system antenna kit / トラッキングシステム アンテナキット

Antenna kit for RallySafe tracking Unit purchase / トラッキングシステム アンテナキットの購入		The total amount varies depending on the contents of the kit. / 金額はキット内容による	
---	--	--	--

Installation and use of the RallySafe Tracking System is mandatory in this event.

If you do not own antenna kit you are required to purchase.

The price of the antenna kit will be announced on the web by the start of entry.

本大会においてトラッキングシステムは必ず取り付けが必要です。  
トラッキングシステムアンテナキットをお持ちでない方は、必ず購入しなければなりません。  
アンテナキットの価格はエントリー開始時まで発表いたします。

Page total / ページ合計	JPY
--------------------	-----

Documents / 書類	Start Date 開始日	Finish Date 終了日	Qty 数量	Price (JPY) 価格 (円)	Subtotal 小計
Road Book / ロードブック				JPY 7,000	
Official Program / 公式プログラム				JPY 1,000	
Route Map / ルートマップ				JPY 800	

## Passes / パス

Auxiliary Vehicle Pass 補助車両通行証				JPY 10,000	
Team guest pass チームゲストパス				JPY 10,000	
Service crew pass サービスクルーパス				JPY 6,000	

## Insurance / 保険

Jibaiseki (refer to 8.2(b)) 自賠責				approx (約) JPY 6,500	
'Rally car' insurance ラリー保険(第三者賠償保険)	20th Sep. 9月20日	22th Sep. 9月22日		JPY 20,000 or above *1	
Personal accident insurance 1Week 個人傷害保険(1週間)	26th Sep. 9月16日	22th Sep. 9月22日		JPY 550 /person (1名につき)	

\*1 Varies depending on the cylinder capacity / 気筒容積により異なる

Page total / ページ合計	JPY
Grand Total(page3-4) / 総計(p3-4)	JPY

## E. Time for Scrutineering / 公式車検の時刻の申請

Please give your top 3 preferences of day and time for Scrutineering (e.g. 19 Thursday 1700hrs)

NOTE: Each of the 3 preferences must have at least 1 hour gap with the other two.

希望の日と時刻を第3希望まで記入してください。(例: 19日木曜日 17時00分)

※同日で複数希望の場合、希望時間は最低1時間の間隔でご記入ください(例: 第一希望15時 第二希望16時・・・)

Scrutineering 公式車検	1.	2.	3.
-----------------------	----	----	----

## 無線局諸元調書 / Radio Unit / Frequency License Application

用途 user	使用形態 voice or data	電波形式 type of freq	局数 number of units	空中線電力 Power output	使用希望周波数(Mhz) Desired radio frequency	必要最小周波数(Mhz) Lowest radio frequency	発振可能周波数(Mhz) Frequency range which can be cent	調整可能周波数範囲(Khz) Frequency range which can be adjusted	周波数帯幅 band width	製造者及び製造番号 Manufacture, serial nonumber	備考欄 Notes
car-1							to	± Khz			
car-2							to	± Khz			
crew-1							to	± Khz			
crew-1							to	± Khz			
repeater 1							to	± Khz			
repeater 2							to	± Khz			

- 日本国内で使用するすべての無線局について記入すること（無線局免許を取得せずに持ち込み運用すると法令により処罰されます）。  
It is compulsory to apply for a temporary radio frequency license if you wish to use a radio in Japan. Please register every radio frequency that you wish to use in Japan.  
The penalties for not registering are severe.
- それぞれの無線機について備考欄に使用目的（医療、タイヤマン、エンジン等）を記入してください。  
Please write the purpose for which you are using the radio in the Notes column.