



RALLY GUIDE 2

Rally Hokkaido Organising Committee

Minami 4-9, Nangodori 19,
Shiroishishi-ku,
SAPPORO, HOKKAIDO, 003-0022
JAPAN

Website: www.rally-hokkaido.com
Email: info@rally-hokkaido.com
Tel: +81-(0)11- 864-2003 Fax: +81-(0)11-864-1182

This document has no regulatory power, except if referred to specifically in the Supplementary Regulations or a Bulletin and therefore should be used as a guide only. For regulations, please refer to the International Sporting Code, the FIA Regional Rally Championship Regulations, JAF National Sporting Regulations and the event Supplementary Regulations and any Bulletin that may be issued.

JRC competitors must refer to the Japanese version.

ATTENTION

Competitors, teams, media and all the concerned perspnnel must observe traffic laws and regulations of Japan. In accordance with principle of law observation, the Organizer hereby reminds you:

- Per 2017 FIA Regional Rally Sporting Regulations 20.4, violators of traffic laws/regulations will be strictly penalized.
- Applications from the past violators may not be accepted for the future events
- Violations of traffic laws/regulations during the event may cause fatal impact on the continuity of the on-going event and/or staging future events.

Here are some road rules in Japan that differ from international standards, but that will be strictly enforced. In particular:



Stop Sign

Road signs generally comply with the international system, with the exception of stop signs which are an inverted triangular shape (similar to 'Give Way' signs in other countries).

All cars must stop at EVERY railway crossing and watch for trains, before proceeding.

Don't exceed the speed limit which is 40km/h in built up areas, unless otherwise indicated, and 60km/h elsewhere. Speed limits on expressways are 70km/h.

Also, international visitors should be aware that a valid Japanese license or International Driving Permit is required for driving on public roads. International Driving Permits MUST be issued under the 1949 Geneva Traffic Convention and this will be stated on the front of the document. Please contact the organisers if you are unable to obtain such a license. German, French, Swiss, Italian, Belgian or Taiwanese driving license holders may request a translation of their license from JAF (local ASN of Japan). The combination of this translation and your driving license is valid as an alternative to the 'Geneva Convention' International Driving Permit. Except the above driving license holders, anyone wishing to drive in Japan will be required to switch your license to Japanese one (Gaimen Kirikae).

The detail of Gaimen Kirikae is on the website:

<http://www.jaf.or.jp/e/switch.htm>

See article 8 for more detail.

Table of Contents

1 Introduction / Welcome	4	12 Reconnaissance	20
1.1 Welcome from the Mayor of Obihiro	4	12.1 Registration	20
1.2 Event Overview	5	12.2 regulations and instructions	20
1.3 Information about Tokachi, Japan	6	12.3 Reconnaissance route	20
2 Contact details	7	13 Scrutineering, Marking and Sealing	21
2.1 Permanent Contact Details	7	13.1 Date, place and time	21
2.2 List of key officials	7	13.2 Preparations to Scrutineering	21
2.3 Location of Rally HQ and Service Park	9	13.3 Route instructions to Scrutineering	21
2.4 Media contact details	9	13.4 Final Scrutineering	22
2.5 Media Centre contact details	9	14 Shakedown	22
3 Programme and critical deadlines	10	15 Ceremonial Start and Rally Show	23
3.1 Schedule before the rally week	10	15.1 Location and time	23
3.2 Schedule during the rally week	10	15.2 Programme, procedure and instructions	23
4 Entries	12	16 Official Finish	24
4.1 FIA titles for which the rally counts	12	16.1 Location and time	24
4.2 Entry Package	12	16.2 Programme, procedure and instructions	25
4.3 Additional material	12	17 PR activities and other functions	26
5 Service Park and Remote Service	13	18 Media	28
5.1 Information about the Service Park	13	18.1 Contact details prior to the Rally	28
5.2 Facilities in the Service Park	14	18.2 Accreditation procedure	28
5.3 Service Park Guidelines	14	18.3 Contact details during the event	28
6 Two way radio	14	18.4 Accreditation desk	28
7 Fuel and Tyres	14	18.5 Media Briefing	29
8 Import of vehicles and spare parts	15	18.5 Media Centre	29
8.1 National laws / customs clearance	15	18.6 Media conferences	29
8.2 Vehicle temporary registration	15	18.7 Media conferences	29
8.3 The conditions for driving in Japan	16	19 Credential Passes and Vehicle Plates	30
8.4 Difference of rules of the road	17	19.1 Credential Passes	30
9 Helicopter	19	19.2 Vehicle Plates	31
9.1 Registration procedure	19	20 Medical and Safety Service	32
9.2 Helicopter companies	19	21 Useful Facts and Services	33
10 Hospitality Arrangements	19	21.1 Fast Facts	33
11 Hotel / accommodation	19	21.2 Vehicle Rental	34
		21.3 Airlines	34

21.4 Photo copy services	35
21.5 Telephones	35
21.6 Security Guard services	36
21.7 Taxis	36
21.8 Business Directory	37
21.9 Restaurants	37

APPENDIEX 40

Appendices A: Itinerary

A.1 Itinerary	41
A.2 Itinerary compared with previous years	43
A.3 Reconnaissance Schedule	44

Appendices B: Maps

B.1 Route Map	45
B.2 Map of Obihiro city	46

Appendices C: Road Books

C.1 Airport – Obihiro Railway Station	48
C.2 Rally HQ - Kita Aikoku Service Park	50
C.3 Rally HQ -Scrutineering	52
C.4 Kita AikokuService Park - Scrutineering	54
C.5 SP - Remote Refuel and Rikubetsu Service	57

Appendices D: Drawings Layout

D.1 Layout of Kita Aikoku Service Park	61
D.2 Layout of Rikubetsu Service	62
D.3 Scrutineering layout	63
D.4 Rally HQ and Media Centre layout	64
D.5 Rally HQ and Media Centre parking	65
D.6 Ceremonial Start and Finish layout	66

Appendices E: Vocabulary 67

1. Introduction / Event overview

1.1 Welcome from the Mayor of Obihiro City

On behalf of the citizens of Obihiro City, we extend warm welcome to all competitors, crews, all the concerned personnel and spectators to Rally Hokkaido 2018.

This round of FIA Asia Pacific Rally Championships, where crews streak through the vast land of Tokachi, will have its 17th opening this year since it became a joint event with Japan Rally Championship round to be Rally Hokkaido.

The event is jointly hosted by one city and four towns in Tokachi region. Rally Hokkaido is one of the largest event, and has been well established here as one of the largest scale rally event held in Japan, which many fans look forward to join.

I would like to say I am truly glad that Tokachi is hosting the Rally Hokkaido every year, accumulating more experiences and results year by year.

Here in Tokachi, we are promoting regional industry policy “Food Valley Tokachi”, with “Food” and “Agriculture and Fishery” as its main pillars. And during the event, you can enjoy dishes featuring local food materials Tokachi is proud of, in the Service Park, too. I hope you will enjoy the beautiful scenery and foods this region offers as well as the Rally Hokkaido, and make your memory of the event unforgettable one.

Wishing the Rally Hokkaido to be a great place and opportunity for rally fans, crews, team personnel and related people to meet new friends, people in this region are united together and welcome all the people concerned.

We sincerely wish you all enjoy “food” and “scenery”, which are two major charm of this region, as well as the rally itself, and the whole experience will be unforgettable one for you.

As a closing remark, we sincerely wish this event is held safely, and will be the most exciting event in its history with everyone enjoying the rally to the fullest – and we wish the best rallying for all the competitors and the crews.

YONEZAWA Norihisa
Mayor, City of Obihiro



1.2 Event overview

This will be commemorative 17th FIA Asia Pacific Rally Championship event to be held in Japan since its inaugural event back in 2002. The event is loved by local citizens, and there is a event monument of Rally Hokkaido whose plate is renewed every year, in front of the Obihiro railway station. In 2003 the Rally Hokkaido became the candidate event of the World Rally Championship, and in 2004 it was run in conjunction with the inaugural WRC Rally Japan. However, from 2005 the two events were held separately and Rally Hokkaido became independent event again. Since then, the rally has been co-held with the Japanese Rally Championship and it is the only FIA international championships rally event held in Japan.

This year the rally will be held in mid September, same as the previous year's event. The weather around the mid-September in Tokachi region of Hokkaido is typical early-autumn with relatively more rainfalls. Average temperature in September there is around 16 degrees celsius. It is cold in the morning and night, but you can feel the warmth of the sunlight during the day. Tokachi has about 12 hours of daylight, beginning with the sunrise around 0506hrs.

The itinerary covers well-known land of Tokachi region. Spectator points will be prepared in 5 of the stages, which are RIKUBETSU, Sammy SATSUNAI(OBIHIRO), HONBETSU, OTOFUKE, and PAWSE KAMUY (ASHORO).

The Rally HQ and Media Centre will be located at the administration building of the Meiji Hokkaido Tokachi Oval Skating Rink in Obihiro city, the same location as the previous year. The main service park will be located at Kita-Aikoku Community Square, which was used as the main Service Park of WRC Rally Japan. In addition, service will be provided in RIKUBETSU on Leg 1, same as the previous year.

Past winners of the event are as follows:

2017 Winner	
Driver	Gaurav GILL (IND)
Co-driver	Stephane PREVOT (BEL)
Entrant	TEAM MRF (AUS)
Vehicle	Skoda FABIA R5



Year	Driver	Co-driver	Entrant	Vehicle	Gp/Cl
2016	Gaurav GILL (IND)	Stephane PREVOT(BEL)	TEAM MRF (AUS)	Skoda Fabia R5	RC2 R5
2015	Pontus TUDEMAND (SWE)	Emil AXELSSON (SWE)	TEAM MRF (AUS)	Skoda Fabia S2000	RC2 S2000
2014	Jan KOPECKY (CZE)	Pavel DRESLER (CZE)	TEAM MRF (AUS)	Skoda Fabia S2000	RC2 S2000
2013	Gaurav GILL (IND)	Glenn MACNEALL (NZ)	TEAM MRF (AUS)	Skoda Fabia S2000	RC2 S2000
2012	Toshihiro ARAI (J)	Dale Jay MOSCATT (AUS)	Team Arai (J)	Subaru Impreza WRX STi 4Door	R4
2011	Toshihiro ARAI (J)	Daniel BARRITT (GB)	Subaru Team Arai (J)	Subaru Impreza WRX STi	R4
2010	Toshihiro ARAI (J)	Daniel BARRITT (GB)	Subaru Team Arai (J)	Subaru Impreza WRX STi	N4
2009	Cody CROCKER (AUS)	Ben ATKINSON (AUS)	Motor Image Rally Team (SGP)	Subaru Impreza WRX STi	N4

1.3 Information about Tokachi, Japan

Hokkaido is the northernmost island of Japan, and has a population of 5.6 million people. Comparing the population density to the nationwide average, 342 people per square km, and the figure of Tokyo, 5,629 per square km, Hokkaido has only 67 people per square km, thus, it is relatively sparsely populated. The island has vast areas of forest, mountains and agricultural land.

It is located around the same latitude as northern part of Italy and France. However, due to the effect of South Pacific Current, Hokkaido has long and cold winters. In most parts of Japan, summer is a season where typhoons affect its weather, but Hokkaido redeoves relatively low impact from them.

In appearance the Tokachi countryside is similar to some of the northern States of the U.S, and some people say its stages are somewhat similar to the ones in Wales. Its land is relatively flat and mainly agricultural. A mountain range running from the north to south divides the island and another mountain range runs from the center towards the west, and these two range brings preferrable effect on Tokachi weather. The rally roads are in the flat Tokachi basin and some head into the foothills of the mountain ranges, but the route is not mountainous.

Hokkaido is a relatively new area in Japan, whose development began around 200 years by pioneers from the main island, Honshu. Prior to that, this island's only residents were native people called Ainu, who originaly came from Siberia through Kamchatka peninsula. Due to this, many of the towns, places, rivers and mountains are named in Ainu language, and Rally Hokkaido named its stages based on Ainu words.

Obihiro, where the main Service Park is located, is a city with approximately 170,000 inhabitants. It is a modern looking city and is well serviced with hotels and restaurants due to its role as a regional business centre. There is well laid-out and signposted (in English as well as Japanese) road system. All roads are named from a central point according to their direction and distance from that point. For example, the address of the popular Tokachi Beer restaurant is West 1, South 9-6.

Many of the local residents are very enthusiastic about motor sport. International rally events have taken place since 2001 - from 2004 to 2007, WRC was also held here. That is why rally sport is well understood and supported by the locals.

Maps of Obihiro city is attached as Appendix B.



2. Contact details






2.1 Permanent contact details email and internet addresses

Rally Hokkaido Permanent Secretariat	Tel: +81-(0) 11-864-2003
2nd Floor, Homei Building, Minami 4-9, Nangodori 19	Fax: +81-(0) 11-864-1182
Shiroishih-ku, SAPPORO, HOKKAIDO, JAPAN 003-0022	Email: info@rally-hokkaido.com
	Website: www.rally-hokkaido.com

2.2 List of key officials, their functions and e-mail addresses





Stewards of the Meeting

	(Mr.) Farooq AHMED		(Mr.) Cui JANJUN
	FIA Steward (Chairman)		FIA Steward
	farooqahmed2004@gmail.com		cui_jianjun@sina.com
	080-1974-9075		080-1974-9076
	India		People's Republic of China
	(Mr.) Sadaaki SHICHITA		
	ASN (JAF) Steward		
	gravel-msc@vp.tiki.ne.jp		
	090-8412-3549		
	Japan		

FIA Observer and Delegate

	(Mr.) Cui JANJUN		(Mr.) Julian Leach
	FIA Observer		FIA Technical Delegate
	cui_jianjun@sina.com		julianleachnz@gmail.com
	080-1974-9076		080-1974-9077
	People's Republic of China		New Zealand

Senior Officials

	(Mr.) Kunihiro TABATA		(Mr.) Ryuji MAKITA
	Chairman, Organising Committee		Clerk of Course
	tabata-p@rally-hokkaido.com		makita@rally-hokkaido.com
	090-3138-9732		090-3117-4789
	Lang: Japanese		Lang: Japanese
	(Mr.) Dmitry (Dima) KRIVTSOV		(Mr.) Shin NAGAI
	Deputy Clerk of Course		Assistant Clerk of Course (Result)
	dima@rally-hokkaido.com		nagai@rally-hokkaido.com
	090-2077-6302		090-3119-8487
	Lang: Russian, English, Japanese		Lang: Japanese, English

	(Mr.) Katsuhito WAKAMATSU Assistant Clerk of Course (Course) info@rally-hokkaido.com 011-864-2003 Lang: Japanese		Mr. Shogo NAKATA Assistant Clerk of Course info@rally-hokkaido.com 011-864-2003 Lang: Japanese
	(Dr.) Takeshi NODA Chief Medical Officer info@rally-hokkaido.com 090-8275-9705 Lang: Japanese		(Mr.) Akira YONEZAWA Chief Safety Officer yonezawa@rally-hokkaido.com 090-3110-0896 Lang: Japanese
	(Mr.) Peter MACNEALL Competitor Relations Officer info@rally-hokkaido.com (Attn Peter) 080-1974-9078 Lang: English		(Mr.) Haruo TAKAKUWA Competitor Relations Officer takakuwa@n-mosco.com 090-3243-3801 Lang: Japanese, English
	(Mr.) Tomio OHASHI Secretary General ohashi@planning-for.co.jp 090-3117-3671 Lang: Japanese		(Mr.) Isao KONO Media Officer media@rally-hokkaido.com 090-3407-3364 Lang: Japanese, English
	(Mr.) Kazuo ISHIKAWA Chief Scrutineer cswxt639@yahoo.co.jp 090-3111-9306 Lang: Japanese		(Mr.) Noriyuki SAKAI Service Park Coordinator info@rally-hokkaido.com 090-3018-7927 Lang: Japanese
	(Mr.) Yuichi NISHIO Regroup Coordinator info@rally-hokkaido.com 090-9756-1911 Lang: Japanese		(Ms.) Mieko NIINO Secretary niino @homei-gr.com 011-864-1131 Lang: Japanese, English
	(Mr.) Kiyoharu MIKAMI Event Secretary mikami@homei-gr.com 090-3112-2095 Lang: Japanese		(Mr.) Jiro KOIKE Event Secretary koike@homei-gr.com 090-7510-5117 Lang: Japanese
	(Ms.) Hiromi TABATA Event Secretary hiromi@ homei-gr.com 011-864-2003 Lang: Japanese		

2.3 Location of Rally HQ, Kita-Aikoku Service Park and Rikubetsu Service

Rally HQ

Administration Building, Tokachi Oval

56-7 S7, Minami-machi, Obihiro Hokkaido, JAPAN 080-0856

Tel : +81 (0)155-67-0460

Fax : +81 (0)155-67-0455



The Rally HQ and Media Centre will be established in the administration building of the Meiji Hokkaido Tokachi Oval Ice Skating Rink, the same location since the event in 2011. This building is located next to the Tokachi Oval, and was used as a media center during the ice skating world cup. The main service park will be established in Kita-Aikoku Community Square and another service area will be in Rikubetsu, next to the Rikubetsu circuit. For the locations of Kita-Aikoku Service Park, Rikubetsu Service Area and the Rally HQ, please refer maps in Appendix B.

Rally HQ Operaiton hours

Wednesday	12 September	0900hrs – 1900hrs
Thursday	13 September	0800hrs – 1900hrs
Friday	14 September	0530hrs – 2130hrs
Saturday	15 September	0530hrs – 2200hrs
Sunday	16 September	0430hrs – 2100hrs
Monday	17 September	0900hrs – 1200hrs

2.4 Media contact details

Media Officer: Mr. Isao KONO

Rally Hokkaido Permanent Secretariat (Media)
Homei Building, Minami 4-9, Nangodori 19
Shiroishi-ku, Sapporo,
HOKKAIDO 003-0022, JAPAN

Tel: +81 (0) 11 864 2003
Fax: +81 (0) 11 864 1182
Email: media@rally-hokkaido.com
Web: www.rally-hokkaido.com

Please refer to Article 18 for more details.

2.5 Media centre contact details

Rally Hokkaido Media Centre

Administration Building, Tokachi Oval

56-7 S7, Minami-machi, Obihiro Hokkaido, JAPAN 080-0856

Tel : +81 (0)155-67-0456

Fax : +81 (0)155-67-0456

3. Programme and critical deadlines

3.1 Schedule before the rally week

Friday	24 August		
1000hrs	Publication of Rally Guide 2		www.rally-hokkaido.com
1800hrs	Closing date for entries		Permanent Secretariat
1800hrs	Closing date for co-driver details		Permanent Secretariat
1800hrs	Deadline for ordering extra material or equipment		Permanent Secretariat
1800hrs	Deadline for ordering pump fuel from the organisers		Permanent Secretariat
1800hrs	Closing date for media accreditation applications		Permanent Secretariat
Thursday	6 September		
1000hrs	Publication of Seeded Entry List		www.rally-hokkaido.com
1800hrs	Publication of Service Park layout and service bay allocations		www.rally-hokkaido.com
Sunday	9 September		
1000hrs	Publication of Road Books and Route Map		Permanent Secretariat

3.2 Schedule during the rally week

Monday	10 September		
0900hrs	Service Park open for competitor bump-in, and delivery of sea containers		Kita Aikoku Service Park
Wednesday	12 September		
0900hrs	Rally Headquarters opens		Admin Bldg, Tokachi Oval
0900hrs - 1900hrs	Opening hours of the Rally HQ		Rally HQ
0900hrs	Official notice board to be set up		Rally HQ Foyer
0900hrs	Scrutineering schedule to be posted		Official Notice Board
1300hrs- 1900hrs	Registration for reconnaissance, service vehicle registration, collection of material for competitors, administrative checks.		Rally HQ
1300hrs - 1900hrs	Opening hours of the Media Centre		Media Centre
1300hrs	Media Accreditation commences		Media Centre
Thursday	13 September		
0800hrs - 1900hrs	Opening hours of the Rally HQ		Rally HQ
0800hrs - 1900hrs	Opening hours for the Media Centre		Media Centre
0830hrs - 1830hrs	Stages open for Reconnaissance		Refer to Recce Schedule
1300hrs - 1900hrs	Scrutineering, marking and sealing of components		Super Pit Chu-oh Ten
1930hrs -	Welcome Party		Kita Aikoku Service Park

Friday	14 September
--------	--------------

0530hrs - 2130hrs	Opening hours of the Rally HQ	Rally HQ
0530hrs - 2130hrs	Opening hours of the Media Centre	Media Centre
0600hrs - 1200hrs	Stages open for Reconnaissance	See Recce Schedule
0830hrs - 1230hrs	Scrutineering, marking and sealing of components	Super Pit Chu-oh Ten
1200hrs - 1300hrs	Shakedown	Sammy SATSUNAI SSS
1330hrs	First Stewards meeting	Stewards' Meeting Room
1430hrs	Pre-Event Media Conference	Media Centre
1500hrs	Publication of Start List for Leg 1	Official Notice Board
1500hrs	Media Briefing	Media Centre
1545hrs	Rally Show	Kita Aikoku Service Park
1645hrs	Ceremonial Start	Kita Aikoku Service Park
1737hrs	Start of Leg 1 A	Kita Aikoku Service Park

Saturday	15 September
----------	--------------

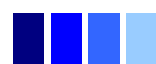
0530hrs - 2200hrs	Opening hours for Rally HQ	Rally HQ
0530hrs - 2200hrs	Opening hours for Media Centre	Media Centre
0600hrs	Start of Leg 1 B	Kita Aikoku Service Park
2100hrs	Publication of Start List for Leg 2	Official Notice Board

Sunday	16 September
--------	--------------

0430hrs - 2100hrs	Opening hours of Rally HQ	Rally HQ
0430hrs - 2100hrs	Opening hours of Media Centre	Media Centre
0500hrs	Start of Leg 2	Kita Aikoku Service Park
1815hrs	Finish Ceremony, trophy presentation and Final Media Conference	Kita Aikoku Service Park
1850hrs	Post event scrutiny	Super Pit Chu-oh ten
1950hrs	Posting of provisional classifications	Official Notice Board
2100hrs	Media Centre closes.	Media Centre

Monday	17 September
--------	--------------

0900hrs - 1200hrs	Opening hours for Rally HQ	Rally HQ
1000hrs	Issuance of Results CD	Rally HQ
1200hrs	Rally HQ closes.	Rally HQ



4. Entries



4.1 FIA Titles for which the rally counts

FIA Asia-Pacific Rally Championship for Drivers and Co-drivers
FIA Asia-Pacific Rally Cup for Manufacturers
FIA APRC 2 Championship for Drivers and Co-drivers
FIA APRC 3 Championship for Drivers and Co-drivers
FIA APRC Junior Championship for Drivers
FIA Asia Rally Cup for Drivers and Co-drivers
FIA Asia-Pacific Rally Cup powered by Würth

4.1.1 Asia-Pacific Rally Championship titles for which the rally counts

APRC Team Award
APRC 2 Asia Cup
APRC 3 Asia Cup
APRC Alternative Energy Vehicle (AEV) Cup
APRC Sports Utility Vehicle (SUV) Cup

4.1.2 JAF titles for which the rally counts

2018 Japanese Rally Championship

4.1.3 JMA titles for which the rally counts

2018 Japan Super Rally Series

4.2 Entry Package

Item	APRC and / or Asia Cup registered competitors	Other APRC or Asia Cup competitors	JRC competitors
Rally Guide 1	To be downloaded from the website	To be downloaded from the website	To be downloaded from the website
Supplementary Regulations	To be downloaded from the website	To be downloaded from the website	To be downloaded from the website
Rally Guide 2	To be downloaded from the website	To be downloaded from the website	To be downloaded from the website
Road Books	2	1	1
Route Map	2	1	1
Official programme	4	1	1
Results CD	1	1	1
Competitor credential passes	2	2	2
Service credential passes	8	4	4
Guest credential passes	4	-	-
Service vehicle passes	2	2	2
Auxiliary vehicle passes	1	-	-
Service Space (Kia Aikoku Service Park)	15x10m	7.5x5m	7.5x5m
Würth driver's kit	1	1	-
Würth mini driver's kit	-	-	1

4.3 Additional passes and materials

Please contact the rally secretariat for purchases of additional passes and materials
Order form is included as an appendix of the Rally Guide 1.



5. Service Park and Rikubetsu Service



5.1 Information about the Service Parks

There will be two service parks to be established in this event, including Rikubetsu Service. The main Service Park will be located in Kita Aikoku Community Square, and the other service park, Rikubetsu Service area will be located next to the Rikubetsu circuit in Rikubetsu town. The surface in both service areas is gravel.

Allocation of service bays will be published on Thursday 6th September, 1800hrs, on the Rally Hokkaido official website (<http://www.rally-hokkaido.com/en/>)

Kita Aikoku Service Park will open for competitor bump-in from Monday 10th September at 0900hrs.

5.1.1 Kita Aikoku Service Park

Service Park opening/closing hours. Everyone must leave the SP before the closing hour.

Monday	10 September	0900hrs - 1800hrs
Tuesday	11 September	0800hrs - 1800hrs
Wednesday	12 September	0800hrs - 2000hrs
Thursday	13 September	0700hrs - 2000hrs
Friday	14 September	0530hrs - 2300hrs
Saturday	15 September	0500hrs - 2400hrs
Sunday	16 September	0400hrs - 2100hrs
Monday	17 September	0800hrs - 1200hrs

Night security guards service will be provided for the Kita Aikoku Service Park from 2000hrs, Thursday 13 September to 1900hrs, Sunday 16 September. Security must be arranged by each team's own prior to Thursday 13 September and/or after 1900hrs of 16 September, if necessary (The organizer will not be responsible for any incidents occurred in the service park),

Competitors may bring their auxiliary vehicles into the Service Park, but they must be parked within their designated area. Otherwise these vehicles will have to be taken to the auxiliary parking area adjacent to the Service Park. Two service vehicle plates will be issued per competitor. Extra auxiliary vehicles' plates can be ordered for JPY 10,000.

5.1.2 Rikubetsu Service Park

Rikubetsu Service Park accessible hours

Saturday	15 September	0700hrs - 1530hrs
----------	--------------	-------------------

Service vehicles that cannot be parked within the competitor's designated service area, and/or auxiliary vehicles must be parked at the designated parking area located adjacent to the service area

5.2 Facilities in the Service Park

General facilities available in the service park are as follows:

	Kita Aikoku service park	Rikubetsu Service
Public Restrooms	3	2
General Lightings	1	-
Security Guards	1	-
Water Taps	1	1

5.3 Service Park Guidelines

- All vehicle passes, including Service and Auxiliary vehicle passes **must** be displayed on the top of the windscreen on the passenger's side, from September 14th to 16th when accessing to the service parks. **No vehicles without those passes will be allowed to enter the restricted areas.**
- (Friday, 14th September and thereafter) Please note there are many one-way roads in the service park. Also, please be advised that service vehicles accessing the service park must use the public entrance during the time when competing cars are accessing the Service Park.
- Parking of any cars on driving lanes in the Service Park is strictly forbidden – vehicles with passes are not exception. Please park at the adjacent auxiliary vehicles parking area.
- Please be advised that parking of team or team personnels' vehicles at regrouping areas is strictly prohibited.
- Credential passes must be worn in all areas in the Service Park, except in the spectator areas. Access to the designated area for each teams and their work areas are not allowed without proper credential pass.
- All vehicle traffic must be in the directions shown on the maps. All those who are travelling in the Service Park in vehicle must follow the directions given by the officials and marshals, with speed not exceeding 30km/h.
- All teams and competitors are responsible for proper handling of any waste produced at their service areas. If wastes are found in a service bay after the event, process fees for such wastes will be invoiced to the competitors who occupied the bay.
- All power cables and junctions boxes in the Service Parks are for existing lighting only and are not to be used unless otherwise approved by the Service Park Coordinator.
- For regulations for Service Park, Services and Flexi Services, please refer to 2018 FIA Regional Rally Sporting Regulations Article 48,49,50,51 and 52, and their corresponding articles in its V4.



6. Two-way radio



The use of two-way radios is strictly controlled in Japan. The deadline for applications to use two-way radio communication equipment was three months before the rally, and the application was closed on June 14th.



7. Fuel and Tyres



Please refer to the 2018 Rally Hokkaido Supplementary Regulations.

8. Import of vehicles and spare parts

8.1 National laws / customs clearance

As domestic logistics can be expensive, the organizer of the Rally Hokkaido recommends that all sea freight to be imported through the closest port to the rally venue, Port of Tomakomai. Customs clearance procedure must be followed for all the carry-in items from overseas as well. Container transportation from Tomakomai to the service park takes about three hours.

The general principles of customs clearance are as follows:

- (1) FIA CARNET is required and mandatory for all overseas registered cars that are to be driven on the public roads in Japan (i.e. rally car, recce car, service van and other cars). The carnet is to be issued by each country's ASN. When importing cars with FIA carnet, certification document for the carnet issued by JAF (ASN of Japan) is also required. Please contact the organizer for the acquisition of the certification. The carnet-imported vehicles must be equipped with the FIA carnet and its JAF certification all the time, and those should be available to be presented to authority when challenged. In addition, every automobile (including rally cars and every foreign registered vehicle) which is driven on public road in Japan has to be covered by Jibaiseiki, which is a compulsory insurance.

Note: Temporarily imported vehicle which is registered in a country that is not a party to the 1949 Geneva Convention must be inspected and registered in Japan on arrival, even if imported under FIA carnet. The inspection requires time and payment of a fee. For more information please contact KURIBAYASHI Co. Ltd. (details below).

- (2) ATA CARNET can be used for tools, parts, tyres and promotional items. All the items imported under ATA carnet must be re-exported after the rally. The import of contraband goods is prohibited, even if those are intended for temporarily import.
- (3) PRO FORMA INVOICE - please check with the organiser or your freight agent on use of pro-forma invoices.

Above documents will be required when applying for special import permission for Hazardous items such as high-pressure gas cylinders, and medical supplies. Import of those items needs to be arranged by the competitors themselves..

It is recommended that anyone wishing to import vehicles and goods for Rally Hokkaido contact the official freight agent for Rally Hokkaido shown below.

KURIBAYASHI & Co., Ltd. Tomakomai Branch	
13-16, Motonakano-cho 2-chome, Tomakomai, 053-0005 Japan	
Tel:	+81 (0) 144-32-5161
Fax:	+81 (0) 144-36-6839
Contact person /	Mr Jungo KOUNO: kouno@kurinet.co.jp
Email address:	Mr Katsuyuki KOBAYASHI: kat-kobayashi@kurinet.co.jp

8.2 Vehicle regulations

Vehicles temporarily registered for Rally Hokkaido have to comply with the Japanese Road Vehicles Act and the Japanese Road Traffic Law and the provision of the JAF National Sporting Regulations for Vehicles (lighting devices, noise levels of the car, etc) except when Appendix J of the FIA International Sporting Code differs.

For vehicles that are not already registered in Japan, below two documents are required and must be carried in the vehicles and the third in the below list is recommended for competition vehicles:

- (a) A translation of the Carnet certification document, issued by JAF and distributed by the organiser. This

document serves as a temporary vehicle import compliance document. For rally cars this is included in the entry fee, however for other vehicles processing fee will be charged

- (b) 'Jibaiseiki'. A compulsory insurance. Every automobile (including rally cars and every foreign registered vehicle) which is driven on public road in Japan has to be covered with it. While it is included in the entry fee for rally cars, other vehicles are not. This insurance can be purchased with approximately JPY6,500 (per each vehicles) for other vehicles that are not registered in Japan.
- (c) Third-party rally car insurance. This is recommended for rally cars and recce cars. The fee is approximately JPY20,000 per car, depending on engine displacement.




















The Entry Booklet in Appendix D of the Rally Guide 1 contains a section on importing vehicles. Vehicle details are required for documents (b) and (c) above.




8.3 The condition for driving in Japan

International visitors should be aware that a valid Japanese license or International Driving Permit is required for driving on public roads. Only the International Driving Permits issued under the 1949 Geneva Traffic Convention is valid in Japan, and this must be stated on the front of the document. Please contact the organiser if you are unable to obtain such a license. German, French, Swiss, Italian, Belgian or Taiwanese driving license holders may request a translation of their license from JAF. The combination of this translation and your driving license is valid alternative to the International Driving Permit issued under the 1949 Geneva Convention. If your driving license is not in the above categories, either taking driving examination or switching to Japanese license is required. (Gaimen Kirikae).




The detail of Gaimen Kirikae is on the website: <http://www.jaf.or.jp/e/switch.htm>

8.4 Difference of Rules of the road

	International regulations	Japanese regulations
Stop sign When the intersection has the Stop sign as shown, all cars must come to a full stop and check in all directions before crossing	 	
Light signals		
Level-crossings with gates Drivers must stop in front of a level-crossing, even if there are no stop signs, gates, half-gates or light signals giving warning of the approach of trains. They shouldn't move off again until they have ascertained that no train is approaching.	 	
Other level-crossings	 	
Do not overtake You mustn't enter the right side of the road in order to overtake another vehicle in zones that have the road sign.		
Compulsory minimum speed		
Maximum speed limit It is expressed by " km " not " miles ". Don't exceed the maximum speed limit which is posted on the road signs		
Pedestrian Crossing sign		

	Japanese regulations
Green arrow light Vehicles may proceed in the direction of the arrow.	
No Right Turn, Left Turn etc. Vehicles must not proceed in any direction other than that shown on the sign.	
Red flashing light	These are not common, but are located on some of the rural sections of road outside Sapporo and the other towns. Vehicles must stop at the stop line and make a safety check before proceeding.
End of traffic regulation End of regulation designated by the sign	

- ★ Drivers must watch for and give way to pedestrians as they turn onto another road.
- ★ Drivers must travel on the left hand of the road.
- ★ Drivers must indicate to pull out from a stationary position, as they are turning, to overtake traffic traveling in the same direction, to change lanes and to overtake obstacles on the side of the road.

The meaning of the center lines		
① 	② 	③ 
Drivers mustn't change lanes where the lanes are divided by a yellow line (①). If the lanes are divided by a white line and a yellow line parallel to it, the drivers on the side of the yellow line may not cross into the other lane (②). Drivers are allowed to cross into the other lane for overtaking (③).		

9. Helicopters

9.1 Registration procedure / information

All helicopters flying in support of the rally must be registered with the organiser. There will be a standard protocol for rally helicopters in rally airspace and only registered aircraft will be permitted to fly in this space. A helicopter registration fee will be charged.

Registration of helicopter for this event was closed on 24th July.

A list of landing sites and GPS coordinates for special stages and Service Park will be provided later..

Attendance at the pilots' briefing is obligatory for all the registered pilots.

9.2 Contact details for domestic helicopter companies

Aero Asahi Corporation	Hokkaido Aviation
Tel: +81 (0) 11-782-0603	Tel: +81 (0) 11-781-1247
Fax: +81 (0) 11-783-5286	Fax: +81 (0) 11-780-2711
HP: www.aeroasahi.co.jp	HP: www.hokkaido-koku.co.jp

10. Hospitality arrangements

For information on corporate hospitality options, please contact:

Ms. Mieko NIINO

Tel: +81 (0) 11 864 1131

Fex: +81 (0) 11 864 1182

Email: niino@homei-gr.com

11. Hotel / accommodation reservation

11.1 Contact details for reservations or list of hotels

Please note the accomodation fees for drivers and co-drivers are not included in the entry package, and please make sure to reserve your accomodations in your own. Secretariat of Rally Hokkaido will assist overseas competitors in making reservations.

There are many hotels in and around Obihiro. To search on the internet, try keyword of "Obihiro" and "Tokachigawa". The website below can be a good reference:

>><http://obihiro-yado.com/english/european.html>

If you are having difficulty in contacting the hotels, or would like the organisers to assist with bookings, please don't hesitate to contact the Rally Secretariat.

Ms. Mieko NIINO

Tel: +81 (0) 11 864 1131

Fex: +81 (0) 11 864 1182

Email: niino@homei-gr.com



12. Reconnaissance



12.1 Registration for Reconnaissance

Date & Time: Wednesday 12 September 1300hrs – 1900hrs

Location: Rally HQ

Registration for reconnaissance will coincide with administrative checks.



12.2 Summary of specific regulations and instructions for reconnaissance

General reconnaissance regulations are included in Article 25 of the FIA Regional Rally Sporting Regulations and Article 9 of the Rally Hokkaido Supplementary Regulations.

Reconnaissance must take place according to the schedule shown in Appendix A.3. There are 2 separate recce groups - APRC competitors group and JRC competitors group.

Competitors must register full details of their vehicle prior to leaving for reconnaissance. At registration competitors will be issued a reconnaissance pass and a vehicle identification sticker. The vehicle identification sticker must be displayed on the left rear side window during reconnaissance. The reconnaissance pass is valid for 2 passages and must be carried in the reconnaissance vehicle at all times, and must be submitted to an official for his/her signature at the start of each special stage.

Crews are authorized to drive a maximum of two passages through each special stage, and must drive in the same direction as the rally. Where a special stage is repeated, the maximum number of passages will still be only two.

During reconnaissance, competitors must strictly comply with the road traffic laws. At all times the safety and rights of other road users must be respected. Rally officials may monitor the behaviour of competitors on the reconnaissance route with visual, electronic, photographic or video methods. All offences will be reported to the Stewards who may impose penalties up to the refusal to start.

Speed limits as signposted on all roads used during reconnaissance must be observed. Failure to comply will result in a penalty to be applied by the Stewards.

APRC and Asia Cup competitors must use tyres of series production type designed primarily for asphalt use. Use of competition tyres is forbidden.

The location of petrol stations and convenience stores is marked on the Route Map. Most (but not all) stores will accept credit cards though cash is more commonly used as preferred method of payment.

12.3 Recommended route to use from the SS finish, back to start

The recommended route for recce is shown in the recce instruction document which is to be provided at the time of registration.

13. Scrutineering, marking and sealing

13.1 Date, place and time

Date and time: Thursday 13 September 1300hrs - 1900hrs
Friday 14 September 0830hrs - 1230hrs
Location: Sanyo Konetsu Super Pit Chuo-ten
10 W8, S9, Obihiro

Competitors should nominate preferred time for scrutineering by filling in the details on the Entry Booklet.

If no nomination provided, the organiser will assign a timeslot for those competitors. The scrutineering schedule will be published on the Official Notice Board on Wednesday 12 September 0900hrs.



13.2 Preparations to be made before the car is brought to scrutineering

Competitors should position their cars at the entrance to the Scrutineering Bay in accordance with the published schedule, and follow the direction of the officials present. In the case that the entrance is crowded with vehicles of other competitors and entry on time is not possible, a member of the team concerned should find the post marshal at the entrance and notify him or her of the situation.

Car number stickers, front plate, front door panels (with car numbers) and organiser's advertising stickers must be affixed to the car accordingly prior to the entry to the scrutineering. Please refer the Supplementary Regulations for the event for the positions to be affixed.

All the on-board camera must be firmly attached to the vehicle. On-board cameras attached to the cars after the scrutineering are not allowed to use during the event.

The following documents / items should be brought to scrutineering:

- Scrutiny Sheet; given to competitors on completion of Administrative Checks.
- Current vehicle registration papers (Not required for cars registered overseas).
- The vehicles motorsport logbook (If available).
- The rollage homologation papers.
- FIA Homologation Form for the vehicle including all extensions/updates
- Helmets, FHR/HANS device, driving suits, underwear, socks, balaclavas, racing shoes and gloves.
- Declaration for the Use of On-board camera.

Competitors should make sure they are familiar with Appendix J to the FIA International Sporting Code, especially Articles 252 (General Prescriptions for production Cars) and 253 (Safety Equipment), Chapter 3 of Appendix L to the the FIA International Sporting Code, and FIA RegionaI rally Sporting Regulations Articles 26, 27 and 28, as well as Article 11 of the Rally Hokkaido Supplementary Regulations.

For the JRC competitors, please refer to the JAF Sporting regulations.

13.3 Route instructions to scrutineering

The location of the Sanyo Konetsu Super Pit is marked on Obihiro city Map included in Appendix B. Turn left after exiting the Service Park and make another left turn, then cross the Satsunai river and turn right at the intersection with Route 236 (where 7-11 store and Hokuren gas station are located). Proceed 400m and turn left (at the corner with ENEOS gas station) and follow the road for 2.73 km, then turn left at the West 5 - South 19 intersection (where AEON store is located). Follow the road for 1.58 km to West 8 - South 9 and you will see a Mobil sign of the Super Pit on your left, sitting back from the street, with its Mobil oil sign in front. .



13.4 Final Scrutineering

Final Scrutineering for APRC competitors will be held at Sanyo Konetsu Super Pit Chuo-ten, the same location as pre-event scrutineering. Competitors who are required to attend post-event scrutineering will be notified at the entrance of the Finish Parc Ferme. Please follow the instruction to be given there by an official for final scrutineering.



14. Shakedown



Shakedown will be held at Sammy SATSUNAI SSS, which is adjacent to the Kita Aikoku Service Park.

Shakedown is compulsory for all the drivers registered in the APRC Championship and Asia Cup, and other competitors designated by the organiser. Details are as below;

Location	Sammy SATSUNAI SSS
Date and Time	Friday 14 September 1200hrs – 1300hrs
Stage length	1.47km
Service	Kita Aikoku Service Park
Distance from the Service Park	3.24km to the start point of the Shakedown

15. Ceremonial Start & Rally Show

15.1 Location and time

Date and time: Friday 14 September 1545hrs – 1620hrs
Location: Kita Aikoku Service Park

15.2 Programme, procedure and instructions

The Ceremonial Start is incorporated with a rally show, where autograph session by drivers/co-drivers and other attractions for fans will be held. The Rally Show will be held at Kita Aikoku Service Park, followed by the Ceremonial Start. Drivers and co-drivers are kindly advised to attend in their driving suits.

Rally Show

Rally Show for spectators will be held from 15:45 to 16:20 hrs. Rally cars should be lined up for display on the tarmac-surfaced road between the podium and the service area. Please move your cars from the assembly area (Regroup area after Service-Out) per instructions by officials. Deployment plan and schedule of rally cars and competitors will be provided in a Communication. Spectators will be allowed to enter the exhibition area and take a close look at the rally cars on display. **Teams are encouraged to put up team and/or sponsor flags, banners and engage in promotional activities around their rally cars in their respective exhibition area to entertain the spectators. Autograph signing session by drivers and co-drivers should be conducted in this area.** After the finish of the Rally Show spectators will be asked to leave the area.



Crews should wait by their cars for directions by the officials to proceed to the ceremonial start.

Ceremonial start

The opening ceremony will begin at 16:35 hrs, and the first car is to start at the podium at 16:45 hrs.

Starting order of the ceremonial start is as follows:

APRC and Asia Cup competitors: Reverse order of their car numbers

JRC competitors: Order of their car numbers

(Formal start list for the Ceremonial Start is to be published in advance)

At the ceremonial start each team is allowed to show their own placard (to be prepared by the teams themselves) to introduce their team. The placards must show the car number, drivers' names and the team nationality (sponsors names and logos can be shown as well). The person who carries the placard can be a team member (male or female). They can wear team kit, or any other suitable costume.



Please refer Appendix. D6 for the layout of the podium area.

NOTE: Ceremonial start will be followed by SS1 Sammy SATSUNAI.

First car	Activity	Location
1545hrs	Rally Show starts. Spectators are allowed inside the area under control of marshals. All drivers and co-drivers are encouraged to participate in autograph session. Top 10 APRC and top 5 JRC crews must notify the organizers in advance if they are not able to participate. Tables, chairs and tents should be prepared by respective teams if necessary.	Rally Show venue
1620hrs	Rally Show ends. Spectators are guided out of the area and invited to the ceremonial start.	
1625hrs	Photo session. All the drivers and co-drivers should present themselves in front of the start podium	Podium
1635hrs	Start ceremony begins. Crews to move their cars into staging area near the entrance of podium area per instructions by officials.	Podium
1645hrs	First car climbs up the podium. The cars will go over the podium per officials' guidance in 30 sec – 1min intervals. After going over the podium the cars are to be driven to pass in front of the spectators and back into the service area.	Podium
1737hrs	TC 0 Service Exit	Service Park
1757hrs	TC 1 Obihiro	Sammy SATSUNAI SSS
1800hrs	SS 1 Sammy SATSUNAI	Sammy SATSUNAI SSS



16. Official Finish



16.1 Location and time

Date and time: Sunday 16 September 1815hrs
Location: Kita aikoku Service Park

The order for the official finish is as follows:

APRC

APRC registered top 3 crews

APRC overall top 3 crews

The rest of the APRC competitors will go over the finish podium according to the order of their check-in at the finish regroup.



Prize giving for all classes will be held (depending on number of entries). Winners are kindly asked to collect their trophies and prizes at the Rally Secretariat after the announcement of final results of the rally.

JRC

Date and time: Sunday 16 September 1509hrs (estimated)

Location: Kita aikoku Service Park

Provisional prize-giving for top crews of each classe will be held at the podium.

The rest of the JRC competitors will go over the finish podium according to the order of their check-in at the finish regroup.

Winners are asked to collect their trophies and prizes at the Rally Secretariat after the announcement of final results of the rally.



The layout for the Official Finish Ceremony is included in Appendix D.

16.2 Programme, procedure and instructions

APRC

First car	Activity	Details
1815hrs	Finish holding IN	A regroup precedeing the Finish podium
1824hrs	3 rd placed APRC-registered crew	3 rd placed registered APRC car goes on podium and halts at the top. Crew climb out of the car and waves to public for photo (20 sec). Car will be guided into the location at the left of the podium. Crew stays on stanby for prize-giving.
1826hrs	2 nd placed APRC-registered crew	2 nd placed registered APRC car goes on podium and halts at the top. Crew climb out of the car and waves to public for photo (20 sec). Car will be guided into the location at the right of the podium. Crew stays on stanby for prize-giving.
1828hrs	APRC-registered winners	1 st placed registered APRC car goes on podium. Car is to stop at the top of the podium slope with its nose at the edge of the downward slope, engine is switched off. The crews get out of the car and climb on the bonnet, receive laurel crowns, then hold a pose for photos, waves to public (30 sec). Team briefly joins the crew on the podium for photos.
	Olympic podium	After photos are taken, Olympic podium is to be put in place in front of the podium
1831hrs	Winner interview	Winner is to be interviewed on the podium
	Presentation	Presentors are on standby, guided by the officials
1833hrs	3 winning crews onto Olympic podium	Called out by the MC, crews get on the olympic podium in this order: 1 st , 2 nd , 3 rd . Co-drivers stand on the left of their drivers.
1835hrs	National anthem, flags up	National anthem of the winning driver is played (30 sec). National flags of the 1 st , 2 nd an 3 rd winning drivers and the winning manufacturer go up.
1837hrs	Trophies awarded	Presentors bring the trophies, hand them to crews guided by the MC in the order of: 3 rd , 2 nd , 1 st . A bottles of Champagne is placed by each driver's feet. Presentors return to their seats.
1839hrs	Crew/Trophy photo	Crews hold pose for photos with trophies in their hands
1841hrs	Champagne shower	After the photo shoot crews spray the champagne, then Olympic podium is moved out to prepapre for APRC overall prize-giving
1843hrs	Cars leave	Winning car drives off the podium, leaves the venue and 2 nd and 3 rd placed cars follow to the parc ferme.
1845hrs	Prize-giving for APRC overall winners & Würth cup winners.	MC announces the commencement of prize-giving of APRC overall winners and Würth cup winnner. If all the top 3 crews for the APRC overall winners are different from the top 3 APRC registered drivers, this is to be conducted with the same procedure as the above. Otherwise the following procedure is applied. 2 nd and 3 rd crews will get off from the car on the lamp, receive their trophies. They will drive the cars to parc fermme after brief photo sessions. APRC overall winner will receive a laurel crown and trophy on the podium, follwed by a brief photo session.

		They will then drive their car to the parc ferme..
1855hrs	Final Media Conference	Final media conference is held in front of the podium.
1905hrs	The rest of APRC competitors finishes	The rest of the APRC competitors who completed Leg 2 go over the finish podium at 30 sec intervals. The cars to halt briefly on the top of the podium for photos. Crews do not leave the car. All trophies and prizes for the winners of each class are to be given to these crews later at the HQ.

JRC provisional prize-giving
Please refer to the Japanese version of Rally Guide 2

17. PR activities and other functions

Thursday 13 September

Welcome Party

Time:	1930hrs -
Venue:	Kita Aikoku Service Park
Description:	Stand-up dinner party hosted by the International Rally Support Association
Attendees:	Crews, team members and competition officials

Friday 14 September

Events at Kita Aikoku Service Park (Admission Free)

Akashic-Records-Live	11 : 00~14 : 00(estimated)
	Live music performance by artists from Akashic-Records

Pre Event media conference

Date and time:	1430hrs
Venue:	Media Centre
Description:	Interview session for APRC top crews and JRC top crews
Attendance:	Restricted to accredited media personnel. Related team members may be allowed if capacity of the venue allows.

Rally Show (Autograph session and Rally Cars display)

Date and time:	1545hrs - 1620hrs
Venue:	Rally show space at Kita Aikoku Service Park
Description:	Rally cars on display along the main road, with autograph sessions by crews.
Attendees:	No restrictions. Open for public till 16:20

Opening Ceremony and Ceremonial Start

Date and time:	Opening Ceremony from 1645hrs / Ceremonial Start from 1700hrs
Venue:	Kita Aikoku Service Park
Description:	Podium presentation.
Attendees:	Spectators admitted (from the viewing area around the podium)

Saturday 15 September

Events at Kita Aikoku Service Park (Admission Free)

Akashic-Records-Live	11 : 00~17 : 00(estimated)
	Live music performance by artists from Akashic-Records
Cosplay	Cosplay photo session: 11 : 30~18 : 00

Car Exhibition	Self Defensive Force Vehicles : 11 : 00~17 : 00
Car Exhibition	Itasha (car painted with anime characters) : 11 : 30~18 : 00
Mitsubishi Slope Climb Experience	Slope climb experience up to 45 degrees on Mitsubishi vehicle.

Charity Auction

Time:	After SS7 - (estimated)
Venue:	Rikubetsu Circuit
Description:	Charity auction with donated goods from competitors
Admission:	No restriction / open for public

Honbetsu Rally Park

Date and time:	Around 1530hrs - (estimated)
Venue:	Michi no Eki "Stellar Honbetsu", Kita 3-1-1, Honbetsu
Description:	Spectators cheer-up crews driving past them. Exhibition of replica rally cars.
Attendees:	Open to public (no restriction applied)

Fans cheer-up area along the road

Time:	Around 1630hrs -
Venue:	Obihiro Ekimae Dori street, between W2 S8 and W2 S11 (around Fujimaru Department Store)
Description:	Fans and spectators will cheer-up the crew along the road. A quiz event to guess the arrival time of the first car will be held.
Attendees:	no restriction / open for public

Sunday 16 September

Events at Kita Aikoku Service Park (Admission Free, except for Big-eater events)

Mitsubishi Slope Climb Experience	Slope climb experience up to 45 degrees on Mitsubishi vehicle.
Car Exhibition	Self Defensive Forces Vehicles : 11 : 00~17 : 00
Car Exhibition	Replica of rally cars : 14 : 00~17 : 00
Big-eating Triathlon	11 : 00~12 : 30 (Entry 10 : 00~) Eat up 3 different big-serving dishes with a team of 3 big-eaters! Entry accepted on-site, with fee of JPY1,500 per team.
Auction	Charity auction, after podium finish of the JRC competitors.

Ashoro Rally Park

Date and time:	Around 0710hrs - (estimated)
Venue:	Michi no Eki "Ginga Hall 21", Kita 1-1-1, Ashoro
Description:	Spectators cheer-up crews driving past them. Exhibition of replica rally cars.
Attendees:	Open to public (no restriction applied)

Ceremonial Finish

Date and time:	1509hrs – (JRC) 1815hrs – (APRC)
Venue:	Kita Aikoku Service Park
Description:	Podium finish and award giving ceremony
Attendees:	Spectators admitted (from the viewing area around the podium)

Final Media Conference

Date and time: To be conducted upon the completion of the ceremonial finish.
Venue: In front of the finish podium, Kita Aikoku Service Park
Description: Interview with the designated drivers and co-drivers.
Attendees: Spectators admitted (from the viewing area around the podium)



18. Media



18.1 Contact details prior to the event

For media enquiries, please contact Mr. Isao KONO .

Media Officer:	Mr Isao KONO
Address:	Rally Hokkaido Permanent Secretariat (Media) Homei Building, Minami 4-9, Nangodori 19 Shiroishi-ku, Sapporo, HOKKAIDO 003-0022, JAPAN
TEL:	+81 (0) 11 864 2003
FAX:	+81 (0) 11 864 1182
Email:	media@rally-hokkaido.com
Web:	www.rally-hokkaido.com

18.2 Accreditation procedure / criteria and deadline

All media wishing to attend Rally Hokkaido are required to complete the Media Accreditation Form and send it along with required documents to the Rally Secretariat (Attention: Mr. Jiro KOIKE), no later than Thursday 24th August 2018 1800hrs. Applications must be sent by post. The application form, the list of necessary documents and explanation of each document have been posted on the official website www.rally-hokkaido.com. Questions should be addressd to Mr. Koike at the Permanent Secretariat.

Media applications must be received by Thursday 24 August 2018 1800hrs

18.3 Contact details during the event

Media Centre	
Address:	Rally Hokkaido Secretariat Administration Building, Tokachi Oval 56-7 S7, Minami-machi, Obihiro, Hokkaido, JAPAN 080-0856
TEL (Direct to Media Center):	Tel : +81 (0)155-66-0456
FAX:	Fax : +81 (0)155-66-0456
Email:	media@rally-hokkaido.com

18.4 Accreditation desk - location and opening hours

The Accreditation desk will be located in the media centre.

Accreditation Hours:

Wednesday	12 September	1300hrs - 1900hrs
Thursday	13 September	0800hrs - 1900hrs
Friday	14 September	0530hrs - 1400hrs

18.5 Media Briefing

Friday	14 September	1500hrs -
--------	--------------	-----------

18.6 Media Centre - opening hours

Business Hours;

Wednesday	12 September	1300hrs - 1900hrs
Thursday	13 September	0800hrs - 1900hrs
Friday	14 September	0530hrs - 2130hrs
Saturday	15 September	0530hrs - 2200hrs
Sunday	16 September	0430hrs - 2100hrs

18.7 Media conferences - time and location

Pre Event media conference

Date and time:	Friday 14 September	APRC: 1430hrs	JRC: 1450hrs
Location:	Media Centre		

Final media conference

Date and time:	Sunday 16 September	APRC: 1815hrs (to be conducted upon completion of the ceremonial finish)
Location:	Kita Aikoku Service Park	



19. Credential Passes and Vehicle Plates



19.1 Credential Passes



All areas, but limited to the ones related to their duties



Spectator Areas
Service Area (in the Service Parks)
Results & Information Area
Media Centre
Media Points (Media Tabard required)



Police Officers Only



Service Area (in the Service Park)
Results & Information Area
Media Conference (subject to availability of space)



Spectator Areas



JSR Lounge



Spectator Areas
Service Areas (in the Service Parks)

19.2 Vehicle Plates



All parking areas, but limited to the ones related to their duties



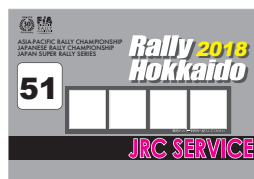

All parking areas



Spectator Parkings,
Service Park Parkings
Media Parkings



Spectator Parkings,
Service Park Parkings
Media Parkings
Stage Access (Tabard Media only)



Service Area
Auxiliary Vehicle Parking



Spectator Parkings,
Dedicated Parking in Kita Aikoku Service Park
Dedicated Parking in Rikubetsu

20. Medical and Safety Services

20.1 Emergency Number(s)

The main telephone number at Rally HQ will be manned by bilingual officials during opening hours.

General numbers for emergency services are as follows:

Ambulance and Fire Department:	119
Police:	110

The Kosei General Hospital is located in Central Obihiro, across the road from the City Hall. The hospital is fully briefed on the rally programme and has English speaking staff. The most convenient and closest hospital from the Kita Aikoku Service Park is Hokuto Hospital. Following are the contacts for these two hospitals.

Hospital Name	Tel No.	Address
<i>Obihiro Kosei General Hospital</i>	<i>0155-24-4161</i>	<i>W6, S8 Obihiro</i>
Hokuto Hospital	0155-48-8000	7-5, Inada-Cho, Obihiro

Following is the location and contact details for the main hospitals on or close to the rally route:

Hospital Name	Tel No.	Address
<i>Obihiro Kosei General Hospital</i>	<i>0155-24-4161</i>	<i>W6, S8 Obihiro</i>
Obihiro Kyokai Hospital	0155-22-6600	E5, S9 Obihiro
Obihiro Dai-ichi Hospital	0155-25-3121	W4, S15 Obihiro
Hokuto Hospital	0155-48-8000	7-5, Inada-Cho, Obihiro
Obihiro Tokushukai Hospital	0155-32-3030	Kino Nishidori 14, Otofuke
<i>Kitami Red Cross Hospital</i>	<i>0157-24-3115</i>	<i>N6, E2, Kitami</i>
Hokusei Memorial Hospital	0157-51-1234	2, Chuo-miwa, Kitami
Rikubetsu Kokuho Clinic	0156-27-2135	3, E2, Rikubetsu
Ashoro Kokumin Hoken Hospital	0156-25-2155	3, S2 Ashoro
Honbetsu Kokumin Hoken Hospital	0156-22-2025	6-8 Nishibiribetsu, Honbetsu

Hospitals with critical care centers are in Bold Italic print.

In case if you need medication in holidays or night time, please check the website of Hokkaido Medical Information System to find hospitals available after-hours.

Hokkaido Medical Information System	
URL	http://www.qq.pref.hokkaido.jp/qq/qq01fnlgsp.asp

Pharmacies and Dental Clinics are included in the Business Directory in Section 21.8.
Car towing service and transporters are listed in the Business Directory in Section 21.8.

21. Useful Facts and Services

21.1 Fast Facts

Airport:	7 daily flights available between Tokyo/Haneda Airport to Tokachi Obihiro Airport. Japan Airlines provide four of them, while Hokkaido International Airlines (AIR DO) and All Nippon Airways (ANA) co-operates the rest 3 flights. There are scheduled shuttle bus service available connecting the airport to the downtown Obihiro in approx. 40 minutes for JPY1,000. Taxicabs and Ren-A-Car, too, are available at the airport.
Train:	Japan Railways (JR) Hokkaido operates limited express trains connecting major cities and Obihiro. Travel time from Sapporo to Obihiro is approx. 2.50 hours, and 2.30 hours from New Chitose Airport to Obihiro.
Cash:	It is wise to expect to pay for most daily expenses in cash (JPY). Hotels and large shops will accept international credit cards, but often smaller convenience stores, petrol stations, restaurants and some ATMs will only accept cash or Japanese credit cards.
Currency:	The currency is Japanese Yen (JPY, or '¥'), and it is a decimal system, with the largest note being JPY10,000, and the smallest coin being JPY1. As of 17 August 2018, the exchange rate was 1 EUR = about 126 JPY; 1 USD = about 111 JPY; 1 AUD = about 81 JPY. (See section below on Banks Credit Cards and Cash) Currency exchange is only available from Monday to Friday in Obihiro.
Elevation:	Kita Aikoku Service Park: 40m / Rikubetsu Service: 217m Average of Special Stages: 369m
Electricity:	100V at 50 cycles. Plugs are twin parallel pin-type (Type A), the same as the ones used in the USA.
Embassies and Consulates:	For a complete list of embassies and consulates in Japan and Japanese missions abroad See http://www.mofa.go.jp/about/emb_cons/protocol/index.html
International Dialling:	The international dialling codes vary depending on which phone company is being used. It should be listed in the 'Information for Guests' book in hotels, or on the internet for mobile phones.
Mobile phones:	GMS phones except 3G/LTE do not work in Japan. For more information, please refer to the "21.5 Telephones" ofn this guide.
Opening Hours:	Most shops are open seven days a week, normally from 1000hrs until around 1900hrs, some stay open later. Banks, government offices and the Post Office, however, opens Monday to Friday only.
Population:	Japan: 126 million Hokkaido: 5.47 million
Public Holidays: (near the event)	Monday 17 September (Respect-for-the-Aged Day)
Rainfall (Obihiro):	September: 138.1mm

Sunrise	05:05hrs (September 16 th) (Source: http://keisan.casio.jp/)
Sunset	17:37hrs (September 16 th) (Source: http://keisan.casio.jp/)
Tax:	Consumption tax is 8%
Temperature (Obihiro):	September: High :21.5 degrees, Low: 12.1 degrees , Average: 16.3 degrees (figures all in Celcius)
Time Zone:	Standard Japanese time is GMT +9
Tipping:	Tipping is not customary in Japan.
Visas:	Currently, visa is waived for short stays (usually up to 3 months) for the citizens of 67 countries and regions (http://www.mofa.go.jp/j_info/visit/visa/short/novisa.html). You are advised to check with the Japanese Embassy in your home country before commencing travel to Japan. Competitors requiring a letter of invitation from Rally Hokkaido to obtain visas should contact the organizer: Ms. Mieko NIINO, Secretary: Tel: +81 (0) 11 864 1131 Fax: +81 (0) 11 864 1182 Email: niino@homei-gr.com For a list of Japanese Embassies abroad, see: http://www.mofa.go.jp/about/emb_cons/over/
Water:	Normal tap water is suitable for drinking. Some hotels also use non-drinkable, recycled water, but those are clearly marked as such

21.2 Vehicle Rental - cars and trucks

The official rental vehicle supplier for Rally Hokkaido is NIPPON Rent-A-Car.
Special discount will be offered for reservations made through the exclusive website below:

>> http://www.rally-hokkaido.com/en/?page_id=165

▪ Nippin Rent-A-Car : Hokkaido Reservation Centre

0120-46-0919 (9:00-19:00)

Branches:

Obihiro Airport	0155-64-5065
Obihiro Station	0155-22-0919
Chitose Airport	0123-26-0919

21.3 Airlines

Japan Airlines (JAL/JL)	Tokyo	03-6733-3062
All Nippon Airways (ANA/NH)	Tokyo	03-6741-1120
Air France (AF)	Tokyo	03-5767-4143
Air India (AI)	Tokyo	03-3508-0261
Air New Zealand (NZ)	Tokyo	03-5521-2770
Alitalia (AZ)	Tokyo	03-4568-4629
American Airlines (AA)	Tokyo	03-4333-7675
British Airways (BA)	Tokyo	03-3298-5238
Cathay Pacific (CX)	Tokyo	0120-46-3838

Finnair (AY)	Tokyo	03-4477-4866	/ 03-3222-6801
Lufthansa (LH)	Tokyo	03-4333-7656	/ 0120-051-844 (Toll-free)
Malaysian (MH)	Tokyo	03-4477-4938	
Qantas (QF)	Tokyo	03-6833-0700	0120-207-020 (Toll-free)
Scandinavian (SAS/SK)	Tokyo	050-6864-8086	
Singapore Airlines (SQ)	Tokyo	03-3213-3431	
Thai Airways (TG)	Tokyo	0570-064-015	
United Airlines (UA)	Tokyo	03-6732-5011	

How to get to Obihiro (the city hosting the Service Park and the Rally HQ).

From Tokyo / Narita International Airport to Tokyo/Haneda Airport

There is Airport Limousine bus service connecting New Tokyo Int'l Airport (Narita/NRT) and Tokyo Int'l Airport (Haneda/HND). Its fare is JPY3,100 per person. If you are taking connection flight of Japan Airlines (JAL/JL), your stop at Haneda airport is Airport Terminal 1. For those taking connection flight of All Nippon Airways (ANA/NH) or Air Do, please get off the bus at Terminal 2. Average travel time between those two airports is 65 to 85 minutes.

From Tokyo / Haneda Airport to Tokachi Obihiro Airport-

There are 7 daily flights available between Tokyo/Haneda Airport to Tokachi Obihiro Airport. Japan Airlines provide four of them, while Hokkaido International Airlines (AIR DO) and All Nippon Airways (ANA) co-operates the rest 3 flights. JAL flights departs from Terminal 1 at Haneda, while ANA and Air Do flights operates from Terminal 2.

From Sapporo/Chitose Airport to JR Obihiro Station

For those coming from New Chitose Airport to Obihiro by train (JR railway), a transfer is required at Minami Chitose (South Chitose) Station, which is the first stop from the airport station, arriving from the airport in approximately three minutes. One-way tickets to Obihiro will cost about JPY6,300.

From Sapporo/Chitose Airport to Obihiro by car

Take Hokkaido Expressway from "New Chitose Airport IC" or "Chitose IC" towards Sapporo, and at "Chitose Eniwa JCT", which is approx. 9km from the New Chitose Airport IC, branch off into "Doto Expressway". Follow the signs all the way to Obihiro for approx. 140km. At "Obihiro JCT", turn left to drive into "Obihiro-Hiroo Expressway" and continue your journey to Obihiro. The nearest exit to the Kita Aikoku Service Park is "Obihiro Kawanishi IC".

From Tokachi Obihiro Airport to the central Obihiro downtown-

Airport shuttle bus services are available connecting the airport and major downtown hotels, departing the airport approx. 15 minutes after the arrival of each flight. The fare is JPY1,000 and the travel time is approx. 40 minutes. Taxis and rental cars are also available at the airport.

From the Obihiro downtown to the Rally HQ.

Travel from JR Obihiro Station to the Rally HQ takes approximately 10 minutes by car. If you are driving from the Tokachi Obihiro Airport to the Rally HQ, travel time is approx.40 minutes.

21.4 Photocopy Services

Winet	W 9, S 27	0155-49-1211
Nobu	Odori S4	0155-22-6918
Tokachi Micro	E 4, S13-19	0155-24-2171

There are a lot of 'around the clock' convenience stores (7-11, Lawson, Seicomart and so on) in and around Obihiro. Many convenience stores have ATM's and photocopying machines.

21.5 Telephones

Mobile Phones

Cell phone networks in Japan supports 3G and LTE, but not GSM. Thus, if your phone supports GSM

only, you should not expect it to work in Japan.

If you plan to use your mobile phone in Japan, please confirm with your mobile phone carrier for the availability of roaming service for your phone.

Store Information for mobile phone and mobile Wifi router rental services

SoftBank Global Rental	
English	http://www.softbank-rental.jp/e/
Japanese	http://www.softbank-rental.jp/inbound/
JAL-ABC	
Japanese	https://www.mobile.jalabc.com/

List of mobile phone rental shops at major int'l airports:

Narita (NRT)	http://www.narita-airport.jp/en/service/svc_19
Kansai (KIX)	http://www.kansai-airport.or.jp/en/service/rental/index.html#_02
Haneda (HND)	http://www.haneda-airport.jp/inter/en/premises/service/internet.html#mobilePhone

Pre-paid SIM Card for visitors from overseas

If you own SIM-free mobile phones that support 3G and/or LTE, you might be able to use your phone device with locally-purchased prepaid SIM card. There is a "Japan Travel SIM" available for visitors from overseas (valid for limited data transfer quantity and period). For details, please refer to:

Japan Travel SIM: <https://t.ijmio.jp/en/index.html>

- Supported Phone Devices: <https://t.ijmio.jp/en/dv/>

- Activating voice calls with the SIM: <https://t.ijmio.jp/en/qa/index.html> (Q5/A5)

There are other various brand of prepaid SIMS available for tourists, and some of them can be purchased at international airports.

Public Phones

International calls can be made from grey, or brown/green coloured public telephones located in hotels and passenger terminals of airports. JPY1,000 notes are required to buy phone cards to use the phones. Vending machines for phone cards are often located around the public phones.

Internet Connections

Almost all the hotels have internet connections available at guest rooms, or in their business centres.

21.6 Security Guard Services

Teikoku	W 2, S 4, Obihiro	0155-22-5519
Chukei	W 6, S 2, Obihiro	0155-23-3084
Sanwa Keibi	W 5, N 2, Obihiro	0155-22-0511
SECOM	W 6, S 2, Obihiro	0155-26-1500

21.7 Taxis

Otofuke Taxi	Odori1-2, Otofuke	0155-42-2012
Hinomaru Koutsu	W19, S1, Obihiro	0155-36-5111
Marimo	Odori, S17, Obihiro	0155-23-8181
Obihiro	W19, S1, Obihiro	0155-33-8844
Toyo Taxi	W18, S2, Obihiro	0155-33-3939
Tokachi Chuo Kanko Taxi	W19, S1, Obihiro	0155-33-9595 (Obihiro) 0155-62-2621 (Memuro)
Kojin Taxi Association	W9, S34, Obihiro	0155-48-5141

21.8 Business Directory

Dental Clinics

Tsugayasu Dental Clinic	W10, S9, Obihiro	0155-21-2002
Tokachi Dental Health Centre	E7, S9, Obihiro	0155-25-2172 (Sundays and holidays treatment only)

Pharmacies

Tsuruha Obihiro Minami	W5, S18, Obihiro	0155-20-3533
Tsuruha Inada	S9, W9, Inada-cho	0155-49-2066
Tsuruha Satsunai	163 Satsunai-kyoei	0155-20-3825

Tow-away service / Car Transporters

Landmark33	W2, S33, Obihiro	0155-48-4616	0120-747-110
Obata shokai	W20, N2, Obihiro	0155-33-3900	
Maeda Jidosha Kogyo	Kyoei 43, Honbetsu	01562-2-3002	
Bodyshop Kunii	Nishimachi 9, Ashoro	01562-5-4607	

Electronics Stores / Computers

Yamada Denki	W13, N1, Obihiro	0155-58-1011
Hyaku Man Volts	Inada-cho, S9	0155-48-3939
Hara Denki	Odori, S12, Obihiro	0155-22-5522

Vehicles - Spare parts, batteries, distilled water, oil & etc

Homac Inada Branch	Inada-cho S9, W9, Obihiro	0155-49-1101
Yellow Hat	W5, S16, Obihiro	0155-26-1680
Autobacs	W6, N1, Obihiro	0155-23-5500

Windscreens

Tokachi Glass	W23, N2, Obihiro	0155-37-0022
Kiriya Glass	W6, N1, Obihiro	0155-24-3246

Gas Cylinders

Hokkaido Air & Water	W5, S5, Obihiro	0155-25-2231
----------------------	-----------------	--------------

21.9 Restaurants

Name	Address & TEL	Cuisine	Price	Closed on
Kakemura 十勝 Chinese 掛村	W1, S 10 0155-27-6100	Izakaya style Chinese & Japanese restaurant	2	Sundays
Bisan 旬菜広間 びさん	W5, S 19-7 0155-67-0900	Izakaya style restaurant	1-2	Thursdays
Sumi 十勝麵処 澄	E4, S6-9-7 0155-67-0311	Ramen	1	Tuesdays
Kita no Yatai 北の屋台	W1, S 10 (Mall of small restaurants)	Various (Food court)	1	Differs for each shops
Tokachi no Nagaya 十勝乃長屋	W1, S 10 (Mall of small restaurants)	Various	1	Differs for each shops

En 無国籍料理 えん	W1, S11-5-4	0155-22-6737	Izakaya style Chinese & Japanese restaurant	1-2	Sundays
Isshin 十勝帯広 一心	W1, S10-5	0155-24-3789	Izakaya style restaurant	1-2	Sundays (Mondays)
Kakashi かかし	W2, S10-20-7	0155-25-5911	Izakaya style Japanese restaurant	1-2	Sundays
Hakodate Akachochin 函館あかちようちん	W1, S9-9	0155-22-2537	Izakaya style Japanese restaurant	1-2	Sundays & Holidays
Tokachi Local Jin-ya じんや	W2, S11-14	0155-22-0664	Izakaya style Japanese restaurant	1-2	Sundays (irregular)
Kitano Sumika たかはしていの居酒屋 北の栖	2F, W2,S10	0155-23-2222	Izakaya style Japanese restaurant	1-2	Sundays
Benkei 酒菜道場 弁慶	W2, S9-10	0155-23-5181	Izakaya style Japanese restaurant	1-2	Mondays
Torisei 鳥せい 中央店	W1, S 10-13-4	0155-23-8989 0120-73-2389	Yakitori (chicken grill)	1-2	1 st & 3 rd Sun of the month
Easy Diner 7026 イージーダイナー7026	W2, S 8-20-2	0155-23-8875	Izakaya style Japanese restaurant	2	Sundays & Holidays
Tokachi Noen 十勝農園	W1, S9-6	0155-26-4141	Japanese Western	1-2	Sundays
Mana Pizza Cafe マンマピッツァカフェ	W1, S 10-2-3	0155-23-4523	Italian	1-2	Sundays
Osteria Alpesca オステリアアルペスカ	W1, S12-2-7 0155-28-5663		Italian	1-2	Sundays
Million santé ミリオンサンテ	Tokachi-mura , W13, S8-1 (in horse racing track)	0155-66-6778	Western, Pasta, Sweets	1-2	Tuesdays and 2 nd Wed
Hageten はげ天	W1, S 10-5	0155-23-4478	Japanese, Tempura, sushi, pork bowl	1-2	No scheduled closures
Pancho 元祖ぶた丼のばんちょう	W1, S1 1-19	0155-22-1974	Pork Bowl	2	Mondays & 1 st and 3 rd Tuesdays
Tatsumi zush 辰巳寿し	W1, S 11	0155-24-6665	Sushi	2	Sundays (Mondays)
Choju an 長寿庵	Odori, S 9-15	0155-22-5007	Soba noodle	1	Irregular
Misuzu らーめんみすず	W2, S 8-20	0155-23-4706	Ramen noodle	1	Wednesdays.
Anju あんじゅ	Odori, S 9-15	0155-26-5464	Grilled meat (Yakiniku)	1-2	Open 7 days
Heiwa en 平和園 本店	Odori, S 12-1	0155-22-6151	Grilled meat (Yakiniku)	1-2	Open 7 days
Genghis Khan Hokkaido じんぎすかん北海道	W14, S12-3-1	0155-23-6389	Grilled Lamb (Yakiniku)	1-2	Mondays
SAMA	W21, S3-27-12	0155-34-9477	Soup Curry	1-2	2 nd Wed of the Month

Price range:

1 = below JPY1000 for main dish

2 = between JPY1000 and JPY3000 for main dish

3 = above JPY3000 for main dish

Japanese food vocabulary

Sashimi	= raw fish, to be dipped in soy sauce with wasabi paste
Sushi	= raw fish with wasabi paste served on a rice ball, to be dipped in soy sauce
Sukiyaki	= sliced beef and vegetables cooked in a pan.
Butadon	= Pork Bowl. Charcoal-grilled thick slices of pork with house-original sauce, served on rice.
Udon	= large white noodles, made from rice flour, eaten with stock, meat and fresh vegetables.
Soba	= buckwheat noodles eaten hot or cold, often in a clear soup stock with fresh vegetables.
Ramen	= Chinese style noodles served in hot soup. Hokkaido is known for Miso Ramen, which is ramen with a salty soy-bean paste flavoured soup.
Yakiniku	= barbecue style originating from Korea / Mongolia. Guest sit around a table with the grill built into the table between them., and cook various types of meat and vegetables.
Izakaya	= Japanese style pub food, where guests share a variety of small dishes. Similar in concept to Spanish 'tapas'.
Gyoza	= Japanese style grilled 'won tons'.

Bars and Pubs

There are many number of karaoke bars, like many other Japanese cities. The table below shows selected western style bars / pubs available in Obihiro.

Name	Address&TEL	Description
Chelsea London Pub ロンドンパブ チェルシー	1F, W1, S10-1 0155-27-0888	Popular local 'grunge' bar
Bar Owl	13F Hotel Cabin, W1, S11-12-2 0155-26-8150	Roof-top bar with great view
Beifu 米風	Odori, S 12-1 0155-27-1291	Casual Bar
Galway	W2, S11 0155-20-5211	Irish Pub. Popular among foreigners. Cash on delivery.
Pub Zig Zag パブ ジグザグ	3F Kagetsu Bldg, Odori S10-11 0155-25-5830	Pub



APPENDIX



- A. Itinerary
- B. Maps
- C. Road Books
- D. Drawings Layout
- E. Vocabulary

A.1 Itinerary

Leg1 for APRC & JRC

<div> </div>						
Itinerary						
Start Leg 1A Friday 14 September 2018						
TC	Location	SS dist.	Liaison dist.	Total dist.	Target time	First car due
0	Start Leg 1 - (Kita Aikoku)					17:37
RZ	Refuel - Kita Aikoku					
1	Distance to next refuel	1.47	85.17	86.64		
1	Obihiro		3.24	3.24	0:20	17:57
SS1	SSS Sammy SATSUNAI 1	1.47				18:00
1A	Parc Ferme IN		1.47	2.94	0:10	18:10
Overnight regroup						
Start Leg 1B Saturday 15 September 2018						
TC	Location	SS dist.	Liaison dist.	Total dist.	Target time	First car due
1B	Parc Ferme OUT - Service IN					6:00
	Service A - Kita Aikoku	1.47	4.71	6.18	0:15	
1C	Service - OUT					6:15
RZ	Remote Refuel - Kamitoshibetsu					
2	Distance to next refuel	56.87	64.75	121.62		
2	Rikubetsu		103.03	103.03	2:10	8:25
SS2	RIKUBETSU LONG 1	4.63				8:28
3	Kayama		11.92	16.55	0:28	8:56
SS3	YAM WAKKA 1	23.49				8:59
4	Shotoshibetsu		7.75	31.24	0:38	9:37
SS4	KUNNEYWA 1	28.75				9:40
RZ	Remote Refuel - Kamitoshibetsu					
3	Distance to next refuel	61.50	90.93	152.43		
5	Rikubetsu		45.08	73.83	1:26	11:06
SS5	RIKUBETSU LONG 2	4.63				11:09
5A	Regroup and Technical Zone IN		0.20	4.83	0:07	11:26
5B	Regroup and Technical Zone OUT					
	Service IN					
	Flexi - Service B (Rikubetsu)	61.50	167.98	229.48	0:20	
5C	Service OUT - Regroup IN					
5D	Regroup OUT					12:16
6	Kayama		11.62	11.62	0:28	12:44
SS6	YAM WAKKA 2	23.49				12:47
7	Rikubetsu		14.61	38.10	0:45	13:32
SS7	RIKUBETSU LONG 3	4.63				13:35
8	Shotoshibetsu		19.42	24.05	0:35	14:10
SS8	KUNNEYWA 2	28.75				14:13
RZ	Remote Refuel - Kamitoshibetsu					
4	Distance to next refuel	1.47	93.72	95.19		
8A	Regroup IN		111.49	140.24	3:17	17:30
	Regroup				0:10	
8B	Regroup OUT					17:40
9	Obihiro		3.15	3.15	0:10	17:50
SS9	SSS Sammy SATSUNAI 2	1.47				17:53
9A	Parc Ferme and Technical Zone IN		1.47	2.94	0:10	18:03
9B	Parc Ferme and Technical Zone OUT					
	Service IN					
	Flexi - Service C (Kita Aikoku)	58.34	161.76	220.10	0:45	
9C	Flexi - Service OUT - Parc Ferme IN					
All cars must be returned to Parc Ferme no later than (21:38)						
Note 1 : At the 20 min service, crew have a maximum of 25 min to move their cars into the Service Park.						
Note 2 : At the 45 min service, crew have a maximum of 50 min to move their cars into the Service Park.						
Leg 1 Totals		121.31	334.45	455.76		

2018.8.21ver.2.02

Leg2 for APRC

Rally Hokkaido

14-16 Sep. 2018

Itinerary

Start Leg 2

Sunday 16 September 2018

TC	Location	SS dist.	Liaison dist.	Total dist.	Target time	First car due
	Start Leg 2 (Kita Aikoku Service Park)					
9D	Service IN					5:00
	Service D (Kita Aikoku)				0:15	
9E	Service OUT					5:15
RZ 5	Refuel - Kita Aikoku Distance to next refuel	19.91	94.17	114.08		
10	Otofuke		29.66	29.66	0:42	5:57
SS10	OTOFUKE REVERSE 1	6.12				6:00
11	Honbetsu		35.70	41.82	0:51	6:51
SS11	NEW HONBETSU 1	13.79				6:54
RZ 6	Refuel - Kamitoshibetsu Distance to next refuel	30.24	45.27	75.51		
12	Pawse Kamuy		30.77	44.56	1:01	7:55
SS12	PAWSE KAMUY 1	10.40				7:58
13	Ashoro		18.27	28.67	0:33	8:31
SS13	ASHORO LONG 1	19.66				8:34
RZ 7	Refuel - Kamitoshibetsu Distance to next refuel	6.12	91.38	97.50		
14	Otofuke		85.86	105.52	2:06	10:40
SS14	OTOFUKE REVERSE 2	6.12				10:43
14A	Regroup and Technical Zone IN		30.76	36.88	0:45	11:28
14B	Regroup and Technical Zone OUT Service IN					
	Flexi - Service E (Kita Aikoku)	56.09	231.02	287.11	0:20	
14C	Service OUT - Regroup IN					
14D	Regroup OUT					12:18
RZ 8	Refuel - Kita Aikoku Distance to next refuel	13.79	90.28	104.07		
15	Honbetsu		61.54	61.54	1:22	13:40
SS15	NEW HONBETSU 2	13.79				13:43
RZ 9	Refuel - Kamitoshibetsu Distance to next refuel	30.24	45.27	75.51		
16	Pawse Kamuy		30.58	44.37	1:01	14:44
SS16	PAWSE KAMUY 2	10.40				14:47
17	Ashoro		18.27	28.67	0:33	15:20
SS17	ASHORO LONG 2	19.66				15:23
RZ 10	Refuel - Kamitoshibetsu Distance to next refuel	0.00	80.62	80.62		
17A	Service IN		105.87	125.53	2:32	17:55
	Service F (Kita Aikoku)	43.85	216.26	260.11	0:10	
17B	Service OUT - Finish-Holding IN					18:05
	Podium Finish				0:10	18:15

Note 1 : At the 20 min service, crew have a maximum of 25 min to move their cars into the Service Park.

Leg 2 Totals **99.94** **447.28** **547.22**

TOTALS OF THE RALLY				
	SS	Liaison	Total	%
Leg 1 - 9SS	121.31	334.45	455.76	26.62
Leg 2 - 8SS	99.94	447.28	547.22	18.26
Total - 17SS	221.25	781.73	1002.98	22.06

2018.8.21ver.2.02

A.2 Itinerary compared with previous years

The itinerary of this year's Rally Hokkaido is very similar to the one for the previous year's event.

Leg 1 consists of Leg 1A, where competitors drive Sammy SATSUNAI stage as SS1 after the Ceremonial Start on Friday, and Leg 1B, which is to be held on the Saturday. In Leg 1A, spectators who attended the ceremonial start can walk to the SS1 to enjoy the action.

In Leg 1B, after the day's first stage of RIKUBETSU LONG 1, drivers attack the YAM WAKKA 1 and KUNNEYWA 1, both are long stages. Upon completing the RIKUBETSU LONG 2, rally cars will receive services and then head to YAM WAKKA 2, unlike the past years. After that, they will drive RIKUBETSU LONG 3, followed by KUNNEYWA 2, which is at the north of the RIKUBETSU LONG stage. They will drive back to Obihiro to finish the Leg 1B with Sammy SATSUNAI stage., .

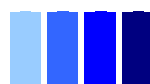
In Leg 2, drivers will attack the loop of OTOFUKE REVERSE, NEW HONBETSU, PAWSE KAMUY and the only long stage for the day - ASHORO LONG. While APRC will repeat the same loop after that, JRC cars will run the Sammy SATSUNAI as SS15 after the first loop and finish the rally.

2018	2017	2016	2015	2014	2013	2012
SSS Sammy SATSUNAI						
SS1/9	SS1/11/18	SS1/11/18	SS1/11/18	SS1/11/18	SS1/10/17/18	Not Used
1.47km	0.96km	1.47km	0.96km	0.94km	2.46km	
Used in 2013 - 2017.						
RIKUBETSU LONG						
SS2/5/7	SS2/6/7	SS3/6/7	SS2/6/7	SS3/7	SS4/7	SS3/6
4.63km	4.63km	4.63km	4.63km	4.63km	4.63km	4.63km
Used in 2005 - 2017.						
YAM WAKKA						
SS3/6	Not Used	Not Used	SS3/8	SS4/8	SS3/6/8	Not Used
23.49km			23.49km	14.54km	23.49km	
Used in 2013,2015. Partially used in 2014.						
KUNNEYWA						
SS4/8	SS3/8	SS4/8	SS4/9	SS5/9	Not Used	Not Used
28.75km	28.75km	24.97km	28.75km	28.75km		
Used in 2014 - 2017.						
OTOFUKE REVERSE						
SS10/14	SS12/15	SS12/15	SS12/16	SS12/15	SS11/14	SS12/15
6.12km	6.12km	6.12km	6.12km	6.12km	6.12km	(R)
Used in 2013 - 2017. Also used in reverse direction prior to it.						
NEW HONBETSU						
SS11/15	SS13/16	SS13/16	SS14/18	SS13/16	SS11/14	SS14/17
13.79km	13.79km	13.79km	13.79km	10.78km	11.03km	(R)
Used in 2015,2017. Early part was used in 2014 and before.. Latter half of the stage is tarmac-surfaced.						
PAWSE KAMUY						
SS12/16	SS5/10	SS5/9	SS5/10	SS2/6/10	SS13/16	SS4/7/9
10.40km	10.40km	10.40km	10.40km	10.40km	10.40km	9.98km
Used in 2011 - 2017.						
ASHORO LONG						
SS13/17	Not Used	Not Used	Not Used	Not Used	Not Used	Not Used
19.66km						
Used in 2011.						

(R) : Used in reverse direction.



A.3 Reconnaissance Schedule



APRC

Thursday 13 September,

Open time	Stage name	Stage number	Comment
08:30 ~ 10:30	ASHORO LONG	SS13 / SS17	Two passages
10:30 ~ 12:30	RIKUBETSU LONG	SS2 / SS5 / SS7	Two passages
11:00 ~ 15:00	YAM WAKKA	SS3 / SS6	Two passages
12:00 ~ 16:00	KUNNEYWA	SS4 / SS8	Two passages
16:30 ~ 18:30	Sammy SATSUNAI	SS1 / SS9	Two passages

Friday 14 September,

Open time	Stage name	Stage number	Comment
06:00 ~ 08:00	NEW HONBETSU	SS11 / SS15	Two passages
07:00 ~ 10:00	PAWSE KAMUY	SS12 / SS16	Two passages
09:00 ~ 11:30	OTOFUKE REVERSE	SS10 / SS14	Two passages

JRC

Thursday 13 September,

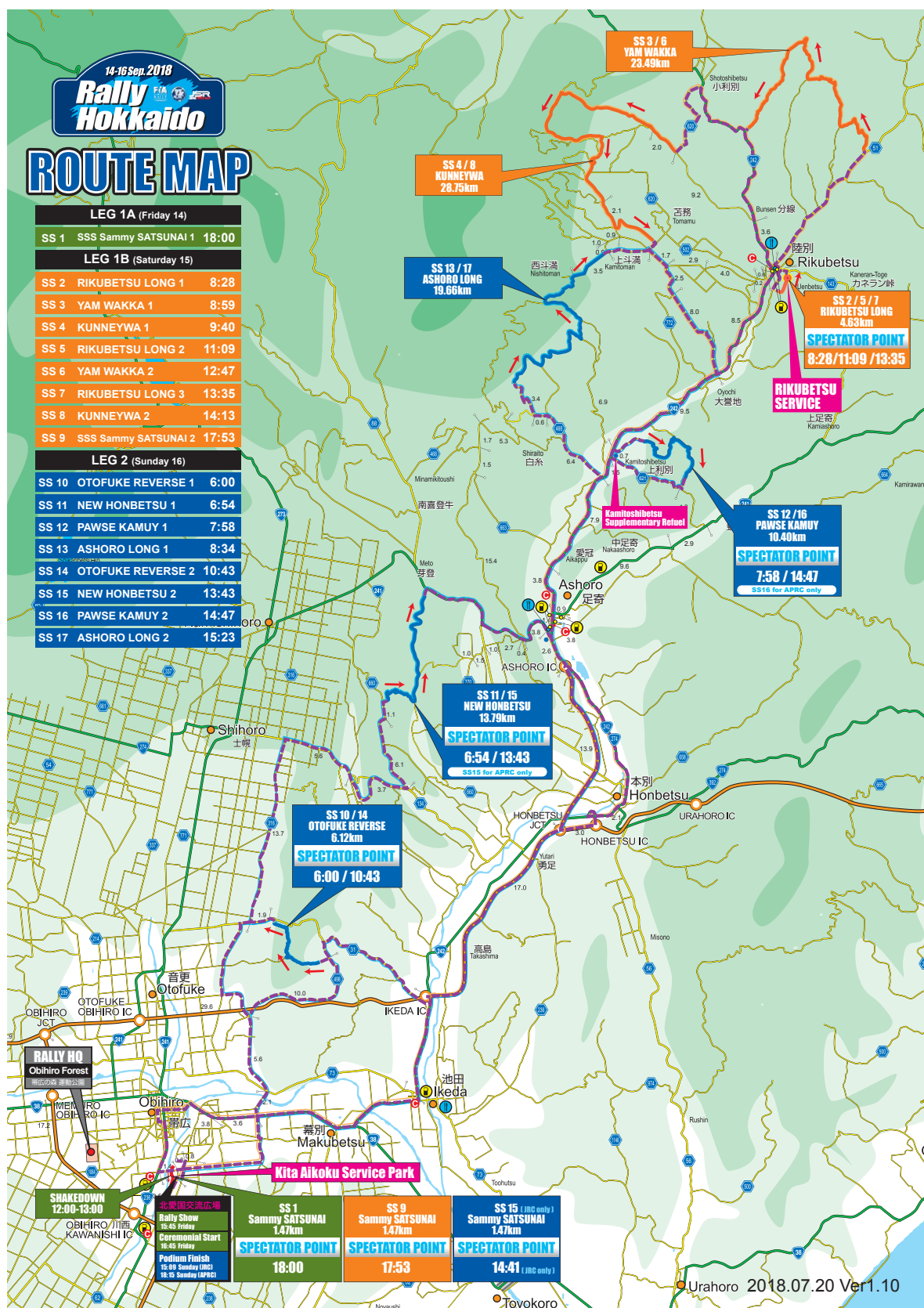
Open time	Stage name	Stage number	Comment
08:30 ~ 10:00	RIKUBETSU LONG	SS2 / 5 / 7	Two passages
09:00 ~ 13:30	YAM WAKKA	SS3 / 6	Two passages
10:00 ~ 14:30	KUNNEYWA	SS4 / 8	Two passages
13:00 ~ 16:30	ASHORO LONG	SS13	Two passages
16:30 ~ 18:30	Sammy SATSUNAI	SS1 / 9 / 15	Two passages

Friday 14 September,

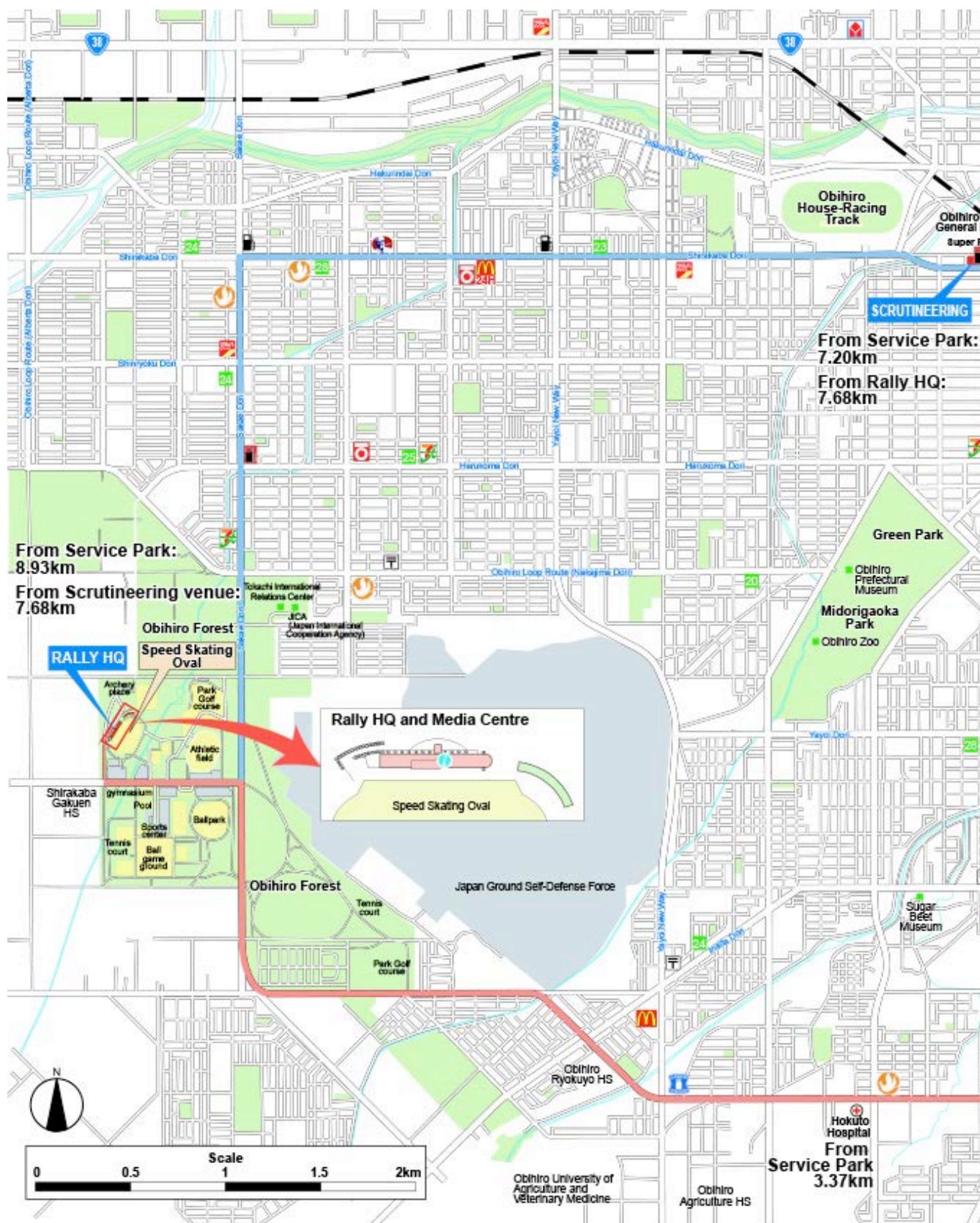
Open time	Stage name	Stage number	Comment
06:00 ~ 08:00	OTOFUKE REVERSE	SS10 / 14	Two passages
07:00 ~ 09:30	NEW HONBETSU	SS11	Two passages
08:30 ~ 11:30	PAWSE KAMUY	SS12	Two passages

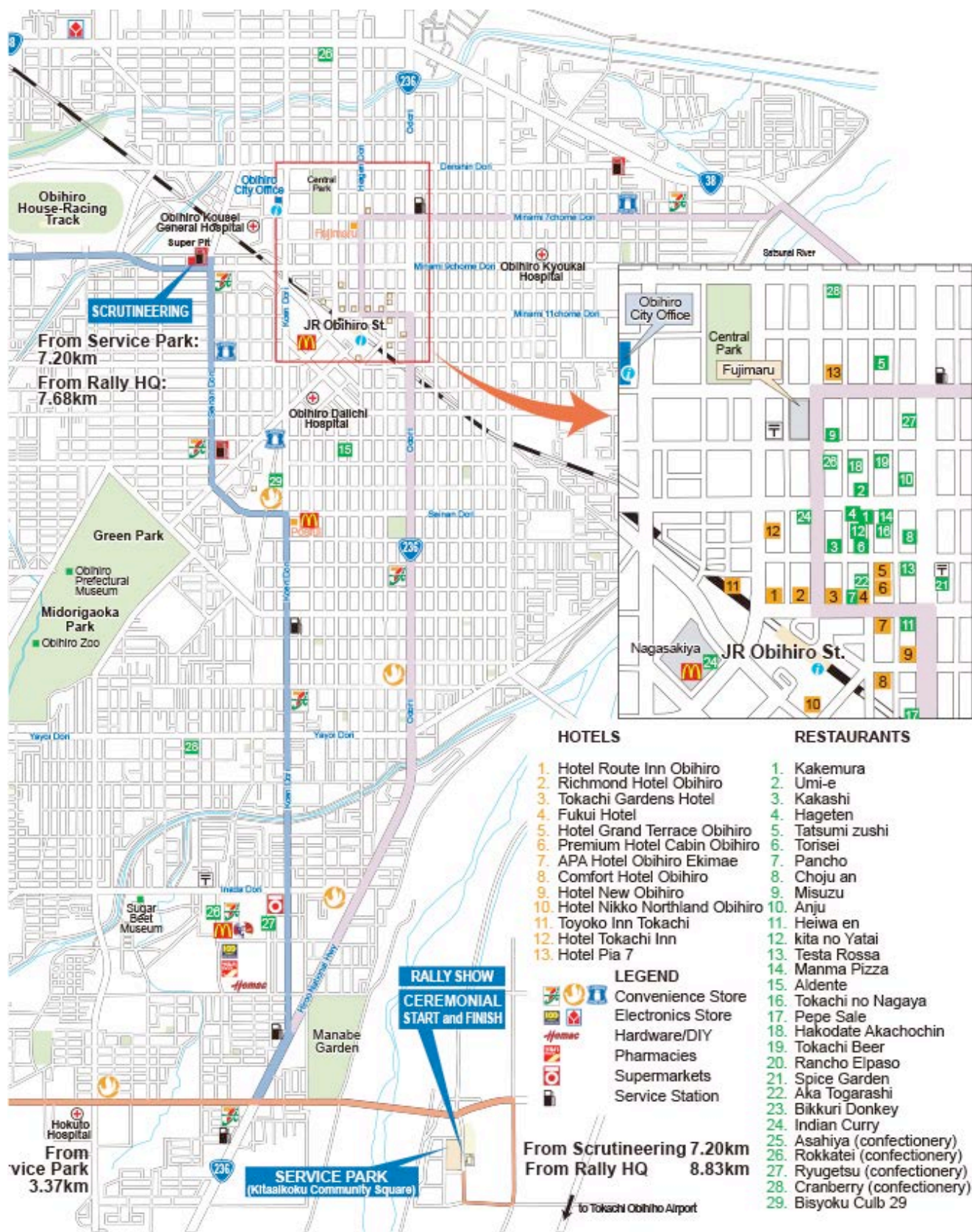


B.1 Route Map



B.2 Map of Obihiro city





C.1 Road Book: Airport – Obihiro Railway Station

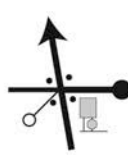
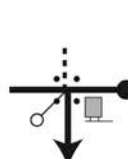

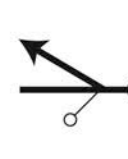
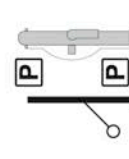
from Tokachi Obihiro Airport		Page RG-02	
to	Obihiro Train Station	Distance	25.03 km
Distance	Distance	Information	Distance Regress
Total	Partial		
17.99	5.49	 7	7.04
18.58	0.59	 8	6.45
19.11	0.53	 9	5.92
20.48	1.37	 10	4.55
20.88	0.40	 11	4.15
21.72	0.84	 12	3.31

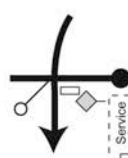
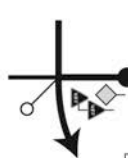
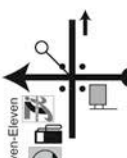
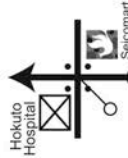
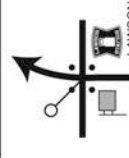

from Tokachi Obihiro Airport		Page RG-01	
to	Obihiro Train Station	Distance	25.03 km
Distance	Distance	Information	Distance Regress
Total	Partial		
0.00	0.00	 1	25.03
1.05	1.05	 2	23.98
2.79	1.74	 3	22.24
6.55	3.76	 4	18.48
7.25	0.70	 5	17.78
12.50	5.25	 6	12.53

Distance		Distance Regress	Information	Distance	Distance Regress
Total	Partial				
from Tokachi Obihiro Airport	22.58	0.86			Distance Regress 2.45
to Obihiro Train Station	23.22	0.64			Distance Regress 1.81
	23.75	0.53			Distance Regress 1.28
	24.53	0.78			Distance Regress 0.50
	24.65	0.12			Distance Regress 0.38
	24.78	0.13			Distance Regress 0.25

TURN QUICKLY !!

C.2 Rally HQ – Kita Aikoku Service Park

from Kita Aikoku Service Park		Page RG-06	
to	Rally HQ	Distance	8.35 km
Distance	Distance	Information	Distance Regress
Total	Partial		
6.22	1.82		2.13
7.34	1.12		1.01
8.05	0.71		0.30
8.25	0.20		0.10
8.35	0.10		0.00
		Rally HQ	

from Kita Aikoku Service Park		Page RG-05	
to	Rally HQ	Distance	8.35 km
Distance	Distance	Information	Distance Regress
Total	Partial		
0.00	0.00		8.35
0.55	0.55		7.80
1.92	1.37		6.43
2.77	0.85		5.58
3.88	1.11		4.47
4.40	0.52		3.95

from	Rally HQ	Page RG-08
to	Kita Aikoku Service Park	Distance 8.35 km
Distance	Distance	Distance Regress
Total	Partial	
3.95	0.36	4.40
4.47	0.52	3.88
5.58	1.11	2.77
6.43	0.85	1.92
7.80	1.37	0.55
8.35	0.55	0.00


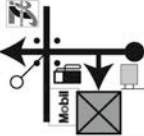

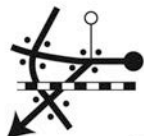

from	Rally HQ	Page RG-07
to	Kita Aikoku Service Park	Distance 8.35 km
Distance	Distance	Distance Regress
Total	Partial	
0.00	0.00	8.35
0.10	0.10	8.25
0.30	0.20	8.05
1.01	0.71	7.34
2.13	1.12	6.22
3.59	1.46	4.76

C.3 Rally HQ- Scrutineering

from Rally HQ		Page RG-10	
to Scrutineering (Super Pit)		Distance 8.65 km	
and Obihiro Train Station			
Distance		Distance	
Total	Partial	Information	Distance Regress
3.23	0.55	West 21 South 3	5.42
3.78	0.55	Horse Racing Track Route 38 Nishibirohiro	4.87
4.34	0.56	West 19 South 2	4.31
4.90	0.56	West 18 South 2	3.75
5.46	0.56	West 13 South 9	3.19
7.09	1.63	Horse Racing Track	1.56

TURN QUICKLY !!

from Rally HQ		Page RG-09	
to Scrutineering (Super Pit)		Distance 8.65 km	
and Obihiro Train Station			
Distance		Distance	
Total	Partial	Information	Distance Regress
0.00	0.00	1	8.65
0.10	0.10	2	8.55
0.30	0.20	3	8.35
1.01	0.71	4	7.64
2.12	1.11	5	6.53
2.68	0.56	6	5.97


from Rally HQ		Distance		Page RG-11	
to Scrutineering (Super Pit) and Obihiro Train Station		8.65 km			
Distance		Distance		Distance Regress	
Total	Partial	Information			
7.26	0.17	 13		1.39	
(7.68) (0.42) 7.75	0.49	 14		0.90	
8.03	0.28	 15		0.62	
8.39	0.36	 16		0.26	
8.65	0.26	 17		0.00	

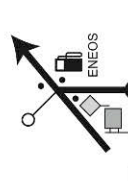

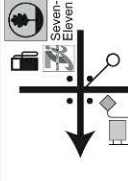
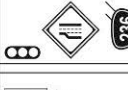
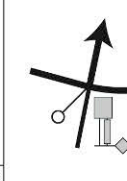



C.4 Kita Aikoku Service Park - Scrutineering

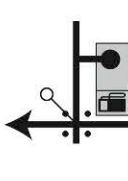

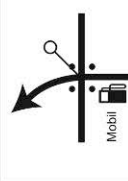


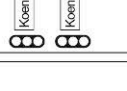
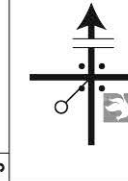
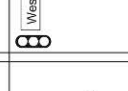
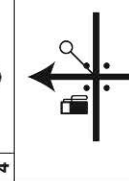
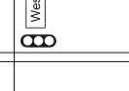
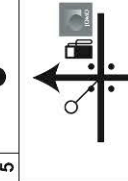
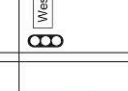
from Kita Aikoku Service Park		Distance		Page RG-13	
to Scrutineering (Super Pit Chuoten)		6.94 km			
Distance	Distance	Information	Distance	Distance	Distance
Total	Partial				Regress
5.05	0.52	Seicomart Obihiro Sta. ROUTE 236 Art Museum Obihiro Race Track	7	8	
5.49	0.44	Koenigshelmach3 West 8 South 18	8	8	
5.60	0.11	West 8 South 17	9	8	
6.63	1.03	West 8 South 9 Route 38 Miyuro Obihiro Sta. Super Pit Chuoten	10	8	
6.69	0.06	West 8 South 9 Super Pit Chuoten	11	8	
6.82	0.13		12	8	

TURN QUICKLY !!

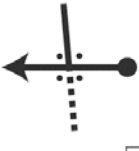
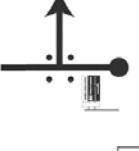
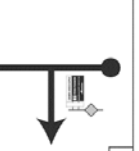
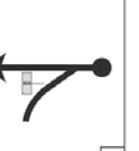
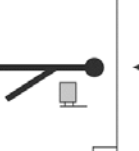
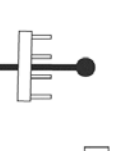
from Kita Aikoku Service Park		Distance		Page RG-12	
to Scrutineering (Super Pit Chuoten)		6.94 km			
Distance	Distance	Information	Distance	Distance	Distance
Total	Partial				Regress
0.00	0.00	Kita Aikoku Service Park	1	6.94	
0.55	0.55	STOP	2	6.39	
1.92	1.37	Obihiro University Obihiro Sta. Hiroo Nakasatsunai Rally HQ Back to Page RG-05, Box no.3 after this	3	5.02	
2.32	0.40	Obihiro Train Station	4	4.62	
3.08	0.76	Obihiro Sta. Ozodanchi	5	3.86	
4.53	1.45	Obihiro Sta. ROUTE 236 Art Museum Obihiro Race Track	6	2.41	


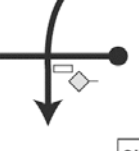
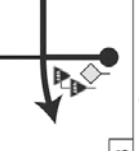



from Kita Aikoku Service Park		Page RG-14	
to Scrutineering (Super Pit Chuoten)		Distance 6.94 km	
Distance		Information	Distance Regress
Total	Partial		
6.88	0.06	 STOP Super Pit Chuoten Scrutineering Marking and Sealing	0.06
6.94	0.06		0.00

from Scrutineering (Super Pit Chuoten)		Distance 6.63 km		Page RG-16
to Kita Aikoku Service Park				
Distance Total	Distance Partial	Distance	Information	Distance Regress
4.31	0.76		 Inadasho East 2 sen Tokachi-Oshima Airport Nakasatsunai Obihiro Sta.	2.32
4.71	0.40		 Tokachi-Oshima Airport Makubetsu Hiroo Nakasatsunai Obihiro University Ogura	1.92
6.08	1.37		 Kita Aikoku Square Aikoku Makubetsu Tokachi-Oshima Airport	0.55
6.63	0.55		 Kita Aikoku Service Park	0.00

from Scrutineering (Super Pit Chuoten)		Distance 6.63 km		Page RG-15
to Kita Aikoku Service Park				
Distance Total	Distance Partial	Distance	Information	Distance Regress
0.00	0.00		 West 8 South 9 Super Pit Chuoten	6.63
1.03	1.03		 West 8 South 17	5.60
1.14	0.11		 Koentigashimachi1 Koentigashimachi3	5.49
1.58	0.44		 West 5 South 19	5.05
2.10	0.52		 West 5 South 24	4.53
3.55	1.45		 West 5 South 35	3.08



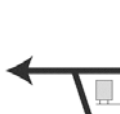


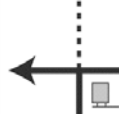











C.5 Service Park – Remote Refuel Zone & Rikubetsu Service











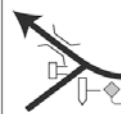


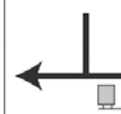



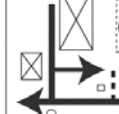



from	Kita Aikoku Service Park	Distance	121.68 km	Page RG-18
to	Kamitoshibetsu Supplementary Refuel and Service			
Distance		Distance		Distance To Go
Total	Part		Information	
4.11	0.68	7		117.57
5.67	1.56	8		116.01
5.99	0.32	9		115.69
6.35	0.36	10		115.33
18.40	12.05	11		103.28
22.69	4.29	12		98.99

from	Kita Aikoku Service Park	Distance	121.68 km	Page RG-17
to	Kamitoshibetsu Supplementary Refuel and Service			
Distance		Distance		Distance To Go
Total	Part		Information	
0.00	0.00	1		121.68
0.26	0.26	2		121.42
0.81	0.55	3		120.87
2.18	1.37	4		119.50
2.81	0.63	5		118.87
3.43	0.62	6		118.25


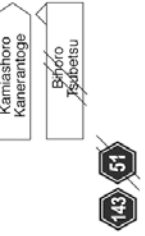

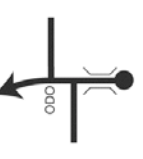

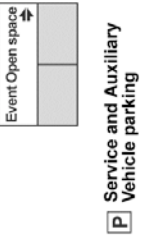


from	Kita Aikoku Service Park	Distance	121.68 km	Page RG-20
to	Kamitoshibetsu and Service	Supplementary Refuel		
Distance	Distance	Distance	Distance	Distance
Total	Part			To Go
85.60	2.58		Akanko Spa Rikubetsu Obihiro Kamitoshibetsu	36.08
86.08	0.48		South 6-1 (Town of Ashoro)	35.60
86.57	0.49		South 3-1 Rubeshibe Rikubetsu Akanko Spa Satomigadaka Park Ashoro High School	35.11
86.96	0.39		Ashoro Sta. Rubeshibe Rikubetsu Akanko Spa	34.72
87.20	0.24			34.48
87.69	0.49		North 5-1	33.99

from	Kita Aikoku Service Park	Distance	121.68 km	Page RG-19
to	Kamitoshibetsu and Service	Supplementary Refuel		
Distance	Distance	Distance	Distance	Distance
Total	Part			To Go
22.84	0.15		Ikedda Kushiro Kitami Shirifu Sapporo	98.84
30.37	7.53		Orofuku Obihiro 10 EXIT	91.31
52.01	21.64		Ikedda 11 EXIT	69.67
52.42	0.41		Ikedda TOLL GATE	69.26
69.10	16.68		Honbetsu JCT. Ashoro Kitami Honbetsu Kogafino	52.58
83.02	13.92		Rikubetsu Central Ashoro Makubetsu Honbetsu End of Expressway	38.66

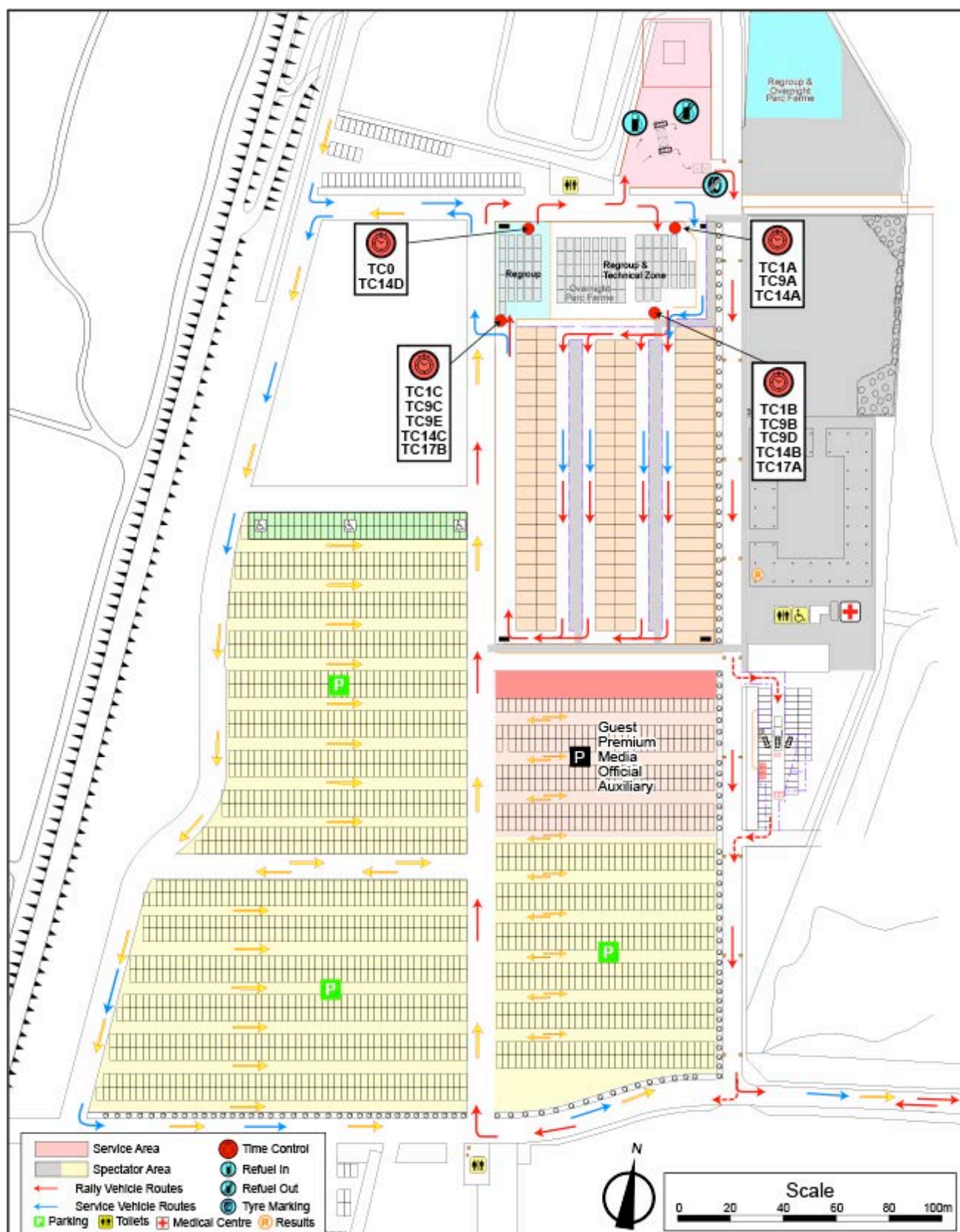
from	Kita Aikoku Service Park	Distance	121.68 km	Page RG-22
to	Kamitoshibetsu Supplementary Refuel and Service			
Distance Total	Distance Part	Distance	Information	Distance To Go
101.09	0.12		 Kamitoshibetsu (motomachi)	20.59
109.51	8.42		 Rubeshibe Rikubetsu  Kamitoman	12.17
119.04	9.53		 Rubeshibe Oketo  Kamitoman	2.64
119.27	0.23			2.41
119.64	0.37			2.04
120.18	0.54		 Tsubetsu  Rubeshibe Oketo  51  242	1.50

from	Kita Aikoku Service Park	Distance	121.68 km	Page RG-21
to	Kamitoshibetsu Supplementary Refuel and Service			
Distance Total	Distance Part	Distance	Information	Distance To Go
88.93	1.24		 Shimokakappu 2	32.75
90.73	1.80		 Rubeshibe Rikubetsu  Mokutoushi	30.95
98.67	7.94		 Rubeshibe Rikubetsu  Shippuzudani  242  468	23.01
99.58	0.91		 1  2	22.10
100.22	0.64		 Rubeshibe Rikubetsu  Rayan Route 241  242	21.46
100.97	0.75		 50  Kamitoshibetsu Supplementary Refuel  242	20.71

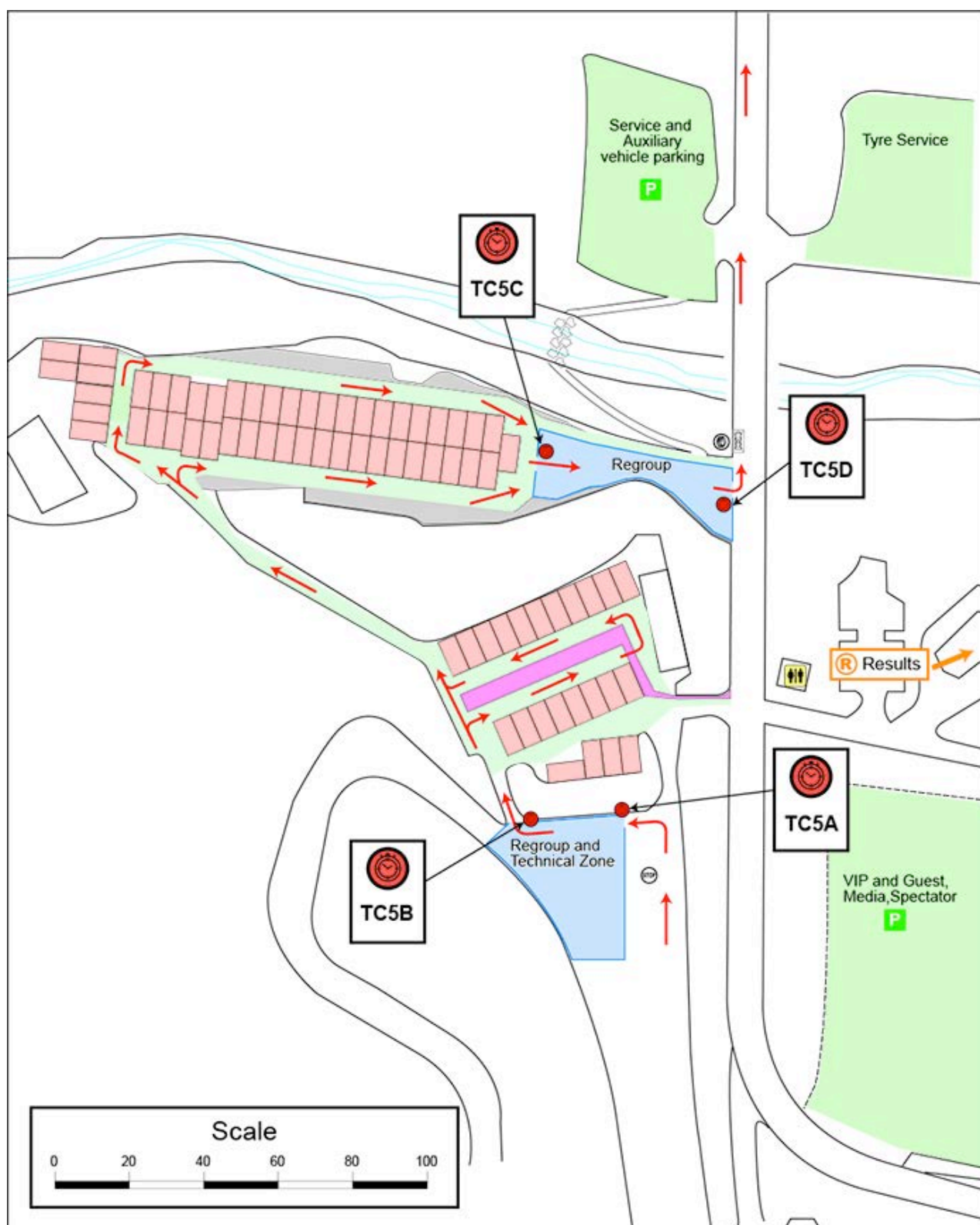
TURN QUICKLY !!

from		Kita Aikoku Service Park		Distance	121.68	km	Page RG-23
to		Kamitoshibetsu Supplementary Refuel and Service		Rikubetsu Service			
Distance		Distance		Information		Distance To Go	
Total	Part						
120.43	0.25		37		1.25		
120.59	0.16		38		1.09		
121.00	0.41		39		0.68		
121.51	0.51		40		0.17		
121.68	0.17		41		0.00		

D.1 Layout of Kita Aikoku Service Park

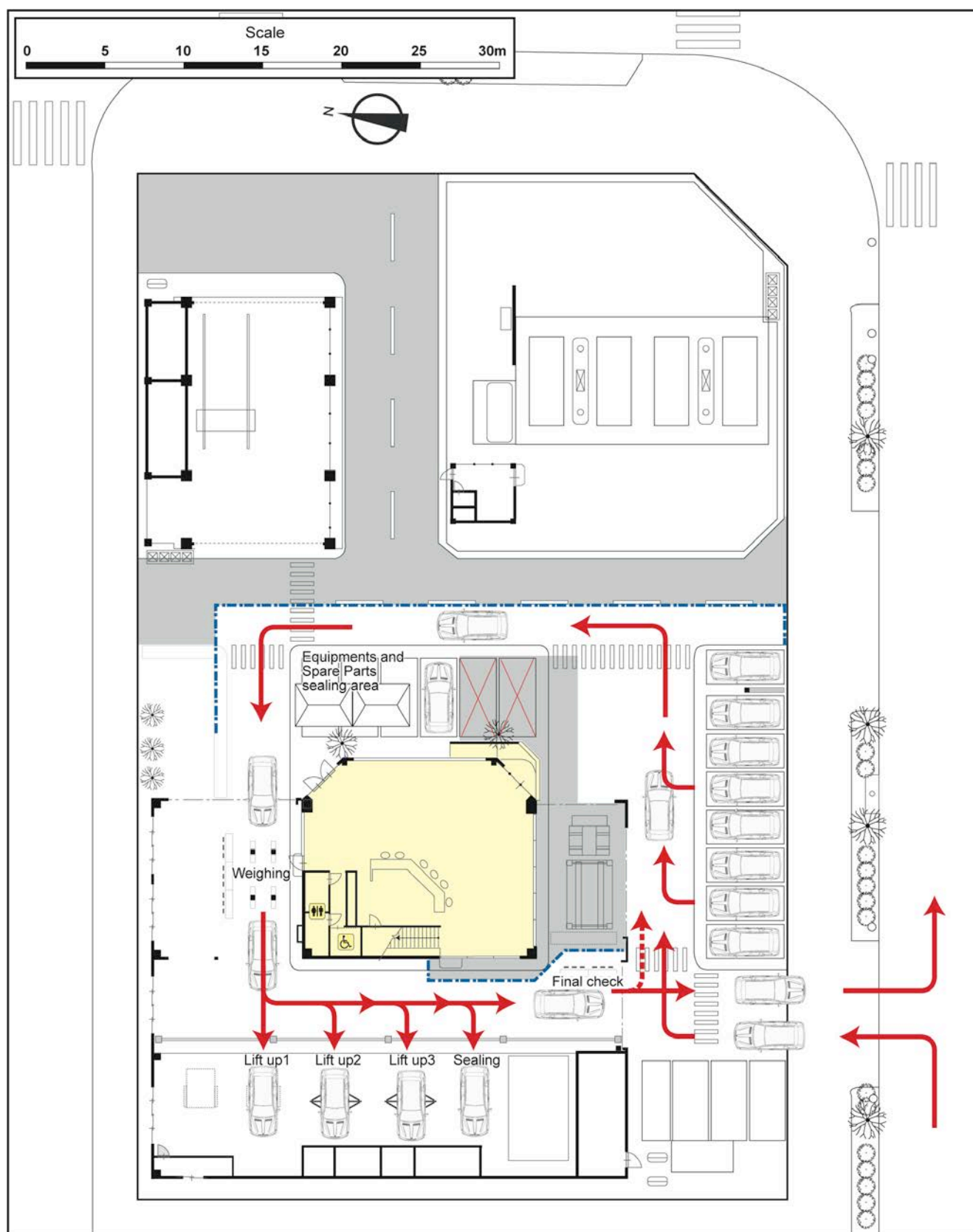


D.2 Layout of Rikubetsu Service



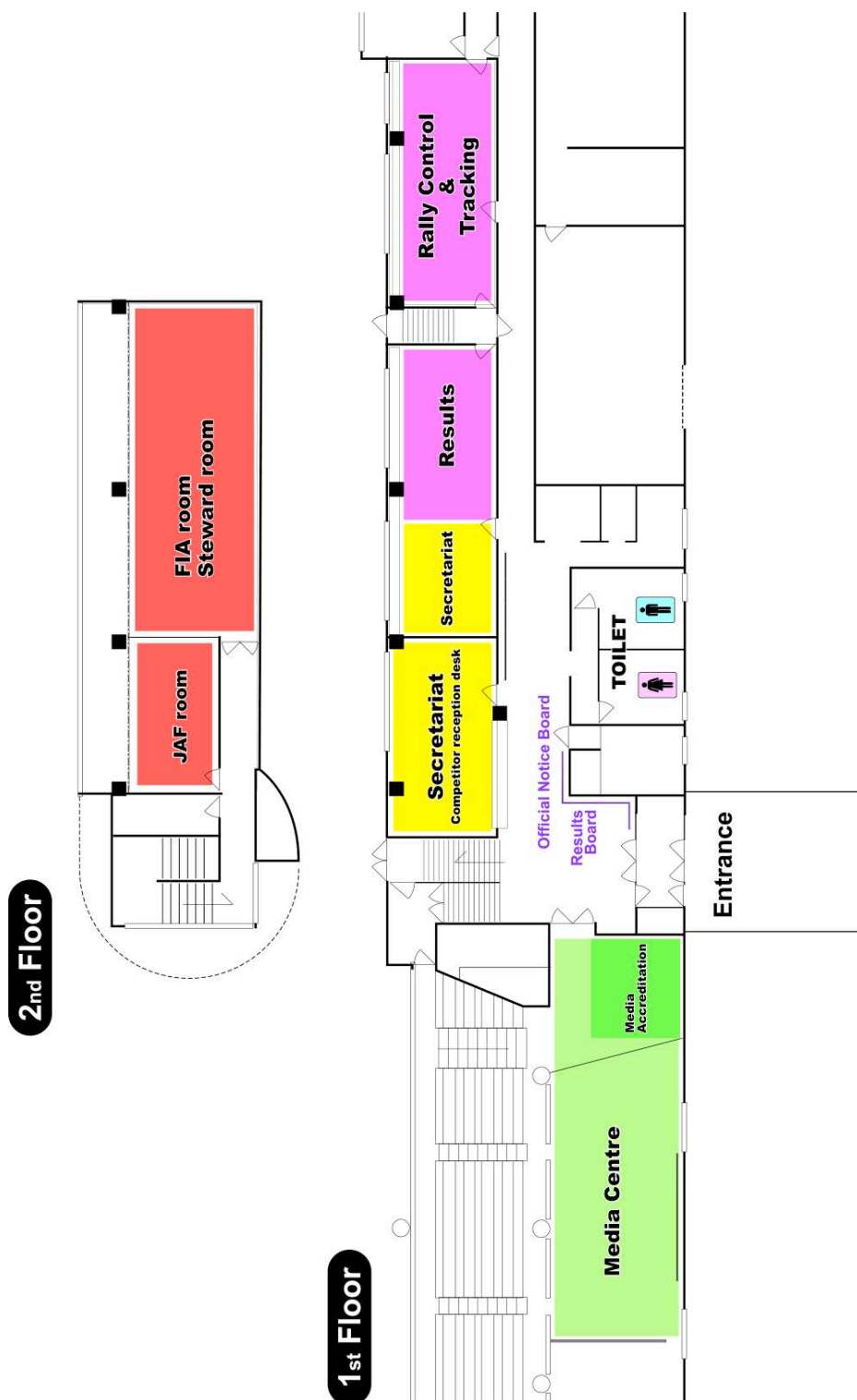


D.3 Scrutineering layout



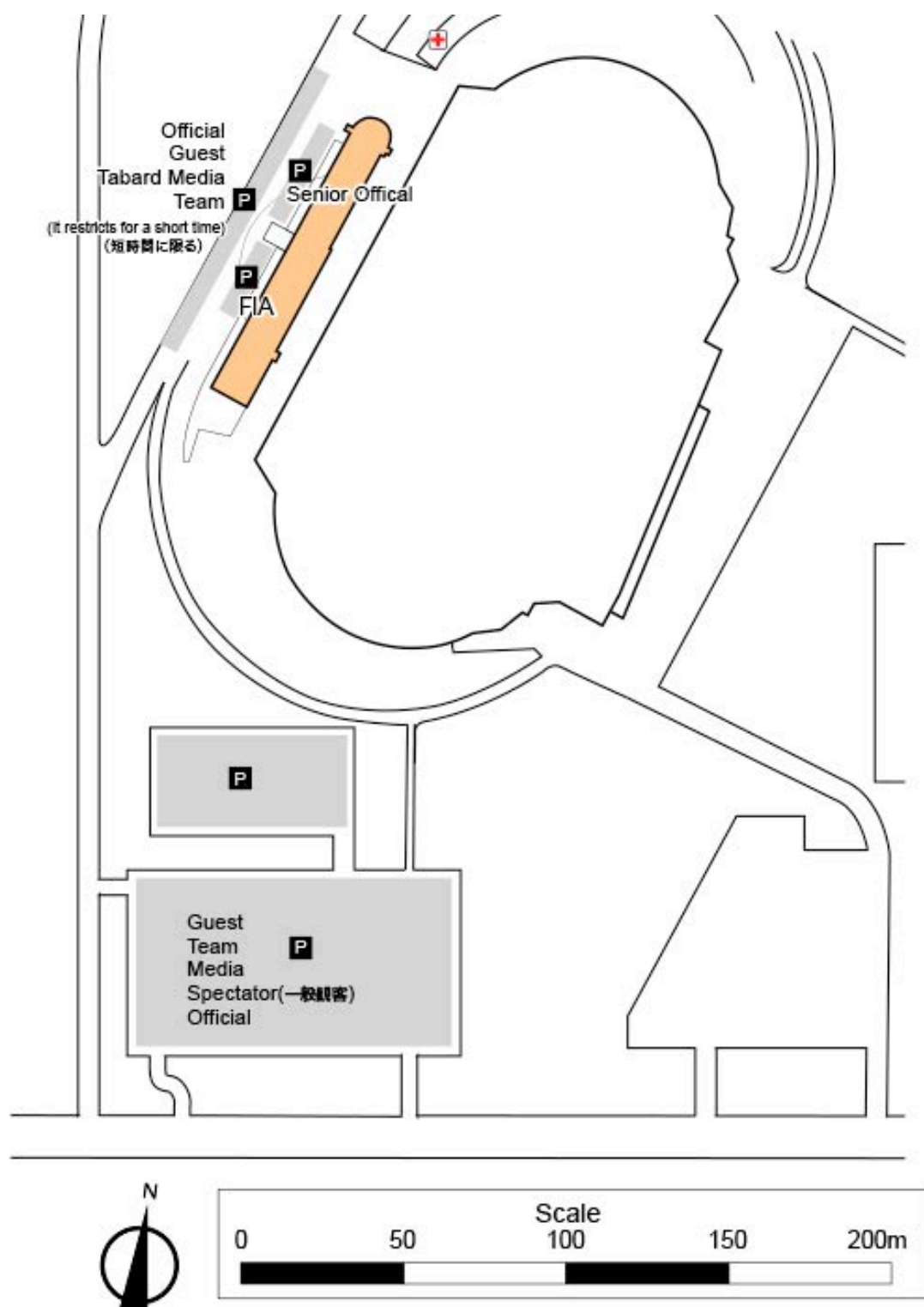


D.4 Rally HQ and Media Centre layout

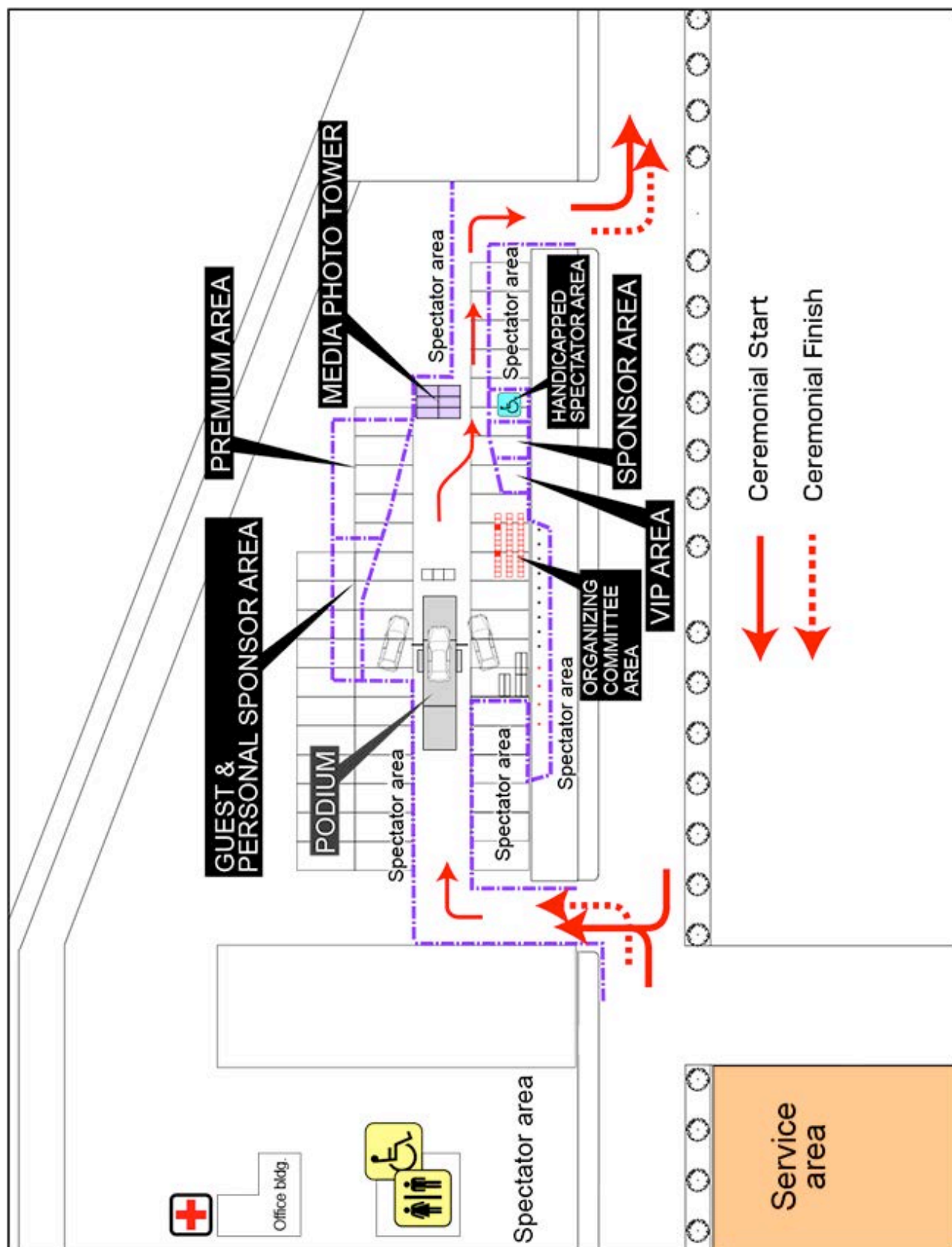




D.5 Rally HQ and Media Centre parking



D.6 Ceremonial Start and Finish layout



E. Vocabulary

English	Japanese	Pronunciations
General Conversation		
Good Morning	おはようございます	Ohayou gozaimasu
Hello	こんにちは	Konnichiwa
Good evening	こんばんは	Konbanwa
Good bye	さようなら	Sayounara
Thank you	ありがとう	Arigatou
Excuse me	すみません	Sumimasen
Nice to meet you	はじめまして	Hajime mashite
Long time no see	ひさしぶり	Hisashiburi
Restaurant		
Western style food	洋食	You-shoku
Japanese food	和食	Nihon-shoku / Wa-shoku
Chinese style food	中華	Chuuka
Chicken	鶏肉	Tori-niku
Fish	魚	Sakana
Beef	牛肉	Gyuu-niku
Pork	豚肉	Buta-niku
Beer	ビール	Biiru
Coffee	コーヒー	Kouhi
Tea	紅茶	Kou-cha
Japanese Tea	日本茶/お茶	Nihon-cha
May I order?	注文してもいいですか?	Chuumon shitemo iidesuka
Can I have a glass of water please?	お水を下さい	Omizu wo kudasai
Directions		
Excuse me, where is the toilet?	すみませんが、トイレはどこですか?	Sumimasen ga toire wa doko desuka
East	東	Higashi
West	西	Nishi
South	南	Minami
North	北	Kita
Right	右	Migi
Left	左	Hidari
Front	前	Mae
Rear / Back	後ろ	Ushiro
Traffic		
Train	電車	Den-sha
Car	自動車/車	Jidou-sha / Kuruma
Motorbike / Motorcycle	オートバイ/バイク	Ohto bai / Baiku
Bike / Bicycle	自転車	Jiten-sha
Bus stop	バス停	Basu-tei
Station	駅	Eki
Airport	空港	Kuukou

English	Japanese	Pronunciations
---------	----------	----------------

Public facilities		
Bank	銀行	Gin-kou
Post office	郵便局	Yuubin-kyoku
Fire station	消防署	Shoubou-sho
Police station	警察署	Keisatsu-sho

Numbers		
One	一/壱	Ichi
Two	二/弐	Ni
Three	三/参	San
Four	四	Shi / Yon
Five	五	Go
Six	六	Roku
Seven	七	Shichi / Nana
Eight	八	Hachi
Nine	九	Ku / Kyuu
Ten	十	Juu
Hundred	百	Hyaku
Thousand	千	Sen
Ten thousand	一万	Ichi-man

Days		
Monday	月曜日	Getsu-youbi
Tuesday	火曜日	Ka-youbi
Wednesday	水曜日	Sui-youbi
Thursday	木曜日	Moku-youbi
Friday	金曜日	Kin-youbi
Saturday	土曜日	Do-youbi
Sunday	日曜日	Nichi-youbi
Yesterday	昨日	Kinou
Today	今日	Kyou
Tomorrow	明日	Ashita
Day before yesterday	一昨日	Oto-toi
Day after tomorrow	明後日	Asatte

Shopping		
How much does this cost?	これはいくらですか？	Kore wa ikura desuka
Souvenir	お土産/おみやげ	Omiyage

Communication		
Public phone	公衆電話	Kousyuu-denwa
Mobile phone	携帯電話	Keitai-denwa
International call	国際電話	Kokusai-denwa
Radios	無線	Musen
Radio wave	電波	Denpa
Radio frequency	周波数	Syuuha-suu
Reception	感度	Kando